

## Camii 2K

# Camii 2K Webcam with Ring Light and Privacy Cover Instruction Manual

Model: 2K

## INTRODUCTION

Thank you for choosing the Camii 2K Webcam. This device is designed to provide high-quality video and audio for your online communications, featuring a built-in ring light, privacy cover, noise-cancelling microphone, and auto-focus capabilities. This manual will guide you through the setup, operation, and maintenance of your webcam to ensure optimal performance.

The webcam comes with a built-in privacy cover. Protect yourself and your family when not using your webcam by preventing unauthorized access to your video feed.

## KEY FEATURES

- **2K FHD Quality:** This conference camera features a 2K FHD camera with a resolution of up to 30 frames per second at 1920 x 1080 HD pixels and a 90-degree wide-angle lens for smooth, high-definition video and images.
- **3-Level/2-Mode Adjustable Ring Light:** The 2K webcam with illumination has a built-in lighting ring that offers 3 different levels of light selection via touch control: low, medium, and high. It provides brighter and softer illumination without glare, offering additional light compensation even in dim environments.
- **Auto-Focus and Noise-Cancelling Microphone:** The webcam with microphone uses advanced Time-of-Flight (TOF) technology for fast and accurate auto-focus. This ensures the camera always focuses on you, regardless of lighting or environmental conditions. The integrated noise-cancelling microphone reduces ambient noise and improves video sound quality, capturing the audio you want even in noisy environments.
- **USB Plug and Play:** The streaming webcam connects to your computer/laptop using a USB 2.0 port (no additional driver software needed). The high portability of the computer webcam is suitable for working on the go, and the flexible mounting clip can be placed on any desktop/screen/laptop/Chromebook/computer/tripod for quick connection.
- **Highly Compatible with Mainstream Platforms and Systems:** The webcam is widely compatible with Zoom, FaceTime, Google Meet, Skype, YouTube, Facebook, and many other programs. It is compatible with Windows 7/10/11, Mac OS 10.10 or later, Linux, and Android TV 7.0 or higher. Ideal for individuals, groups, companies, and for online learning, work, and gaming.

## SETUP GUIDE

---

Follow these steps to set up your Camii 2K Webcam:

1. **Place your webcam:** Designed with your needs in mind. Place your webcam on your computer monitor, your TV, a tripod, or any flat surface. The adjustable clip base allows for secure attachment.
2. **Connect webcam:** Connect the webcam to your device using the USB cable.
3. **Plug and Play:** Driver-free installation. Please ensure you are connected to a network for first-time setup. Just plug the webcam in, then wait approximately a minute, and the webcam is automatically installed.

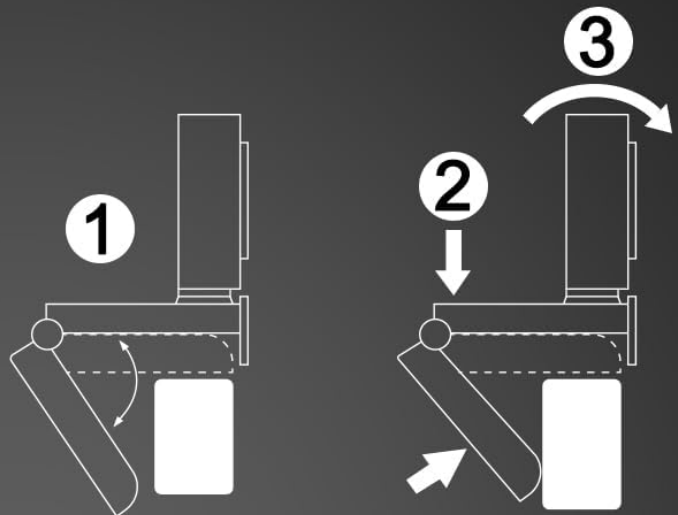
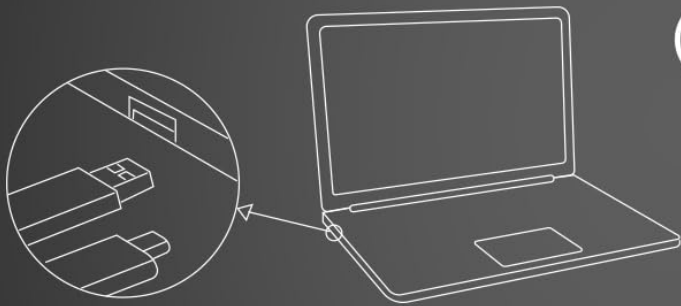
# Set Up Your Webcam

## ① Place your webcam

Designed with your needs in mind. Place your webcam on your computer monitor, your TV, a tripod or any flat surface.

## ② Connect webcam

Connect the webcam to your device using the usb cable.



## ③ Plug and play

Driver-free installation, please ensure you are connected to a network for first-time setup. Just plug the webcam in, then wait approximately a minute, and the webcam is automatically installed.



Image: Step-by-step guide for webcam placement and USB connection. The image also shows the webcam dimensions: 6.8 cm / 2.67 inch width, 9 cm / 3.54 inch height, 2 cm / 0.79 inch depth, and 5.5 cm / 2.17 inch clip depth.

# Plug and Play



Camii



Image: The webcam connected to a laptop via USB, illustrating the plug-and-play functionality during a video call.

## OPERATING INSTRUCTIONS

### Using the Ring Light

The webcam features a built-in ring light to enhance your video quality, especially in low-light conditions. To adjust the light:

- **Power On/Off:** Touch the designated area on the webcam to turn the ring light on or off.
- **Adjust Brightness:** Repeatedly touch the same area to cycle through 3 brightness levels (low, medium, high).
- **Color Temperature:** The ring light offers two modes (cool/warm light) to suit your environment.

## 3-Level / 2-Mode of Adjustable Ring Light

Built-in 2-mode (cool/warm light) of adjustable ring light with touch control allows you to quickly switch to the lighting effect that suits your environment for your image or video.



Image: Visual representation of the webcam's 3-level adjustable ring light, showing its effect on lighting a user's face in different scenarios.

### Using the Privacy Cover

The integrated privacy cover provides an easy way to ensure your privacy when the webcam is not in use.

- **To Close:** Slide the privacy cover over the lens when you are finished with your video call or streaming session.
- **To Open:** Slide the privacy cover away from the lens to reveal it when you need to use the webcam.



Image: The webcam with its privacy cover, illustrating its function to prevent unauthorized viewing.

### Automatic Focus

The Camii 2K Webcam features automatic focus to keep you sharp and clear during your calls.

- The webcam will automatically adjust its focus to ensure you are always in clear view.

- Movement within the frame will trigger the auto-focus to reset to the ideal focal position.

# Fast & Accurate Automatic Focus

Resets to the ideal focal position as you move, making it easier for you to get clear images or videos.

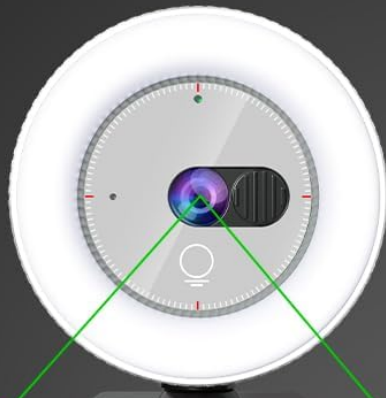


Image: A person on a video call, highlighted by a focus box, demonstrating the webcam's automatic focus capability.

## Field of View

The Camii 2K Webcam offers a 90-degree wide-angle field of view, allowing you to capture more of your surroundings or include multiple participants in a single frame.

# 90° FIELD OF VIEW



Camii

90 Degrees



Other Degrees



Image: A visual comparison illustrating the wider 90-degree field of view of the Camii webcam, capturing more participants in a meeting compared to a standard webcam.

## Adjustable Rotation

The webcam features 360-degree adjustable rotation, providing flexibility in positioning for optimal viewing angles.

- The adjustable clip base allows you to securely attach the webcam to laptops, monitors, or tripods.
- Rotate the webcam head to achieve the desired angle for your video calls or recordings.

# 360 Degree Adjustable Rotation

Adjustable clip base allows you to attach the webcam securely to laptops, monitors, or tripods with ease



Flexiable Clip



Standard 1/4" Threaded Mount  
**(Tripod is included)**



Image: The webcam demonstrating its 360-degree rotation capability, along with its flexible clip for mounting on various surfaces and a standard 1/4" threaded mount for tripods.

## MAINTENANCE

To ensure the longevity and optimal performance of your Camii 2K Webcam, follow these maintenance guidelines:

- **Cleaning the Lens:** Gently wipe the lens with a soft, lint-free cloth. For stubborn smudges, use a lens cleaning solution specifically designed for optical surfaces. Avoid abrasive materials or harsh chemicals.

- **Cleaning the Body:** Use a soft, dry cloth to clean the body of the webcam. Do not use liquid cleaners directly on the device.
- **Storage:** When not in use, store the webcam in a clean, dry place, preferably with the privacy cover closed to protect the lens from dust and scratches.
- **Avoid Extreme Conditions:** Do not expose the webcam to extreme temperatures, humidity, or direct sunlight for extended periods.

## TROUBLESHOOTING

If you encounter issues with your Camii 2K Webcam, refer to the following common problems and solutions:

Problem	Solution
<b>Webcam not detected by computer.</b>	<ul style="list-style-type: none"> <li>• Ensure the USB cable is securely connected to both the webcam and the computer's USB port.</li> <li>• Try a different USB port on your computer.</li> <li>• Restart your computer.</li> <li>• Check your operating system's device manager or privacy settings to ensure the webcam is enabled and accessible by applications.</li> </ul>
<b>Poor video quality (blurry, dark, grainy).</b>	<ul style="list-style-type: none"> <li>• Ensure the lens is clean and free of dust or smudges.</li> <li>• Adjust the ring light brightness to improve illumination.</li> <li>• Check the lighting in your environment; ensure adequate front lighting.</li> <li>• Verify that the application you are using is set to 2K resolution if supported.</li> </ul>
<b>No audio or poor audio quality.</b>	<ul style="list-style-type: none"> <li>• Ensure the webcam's microphone is selected as the input device in your application's audio settings.</li> <li>• Check your computer's sound settings to ensure the microphone is not muted and volume is adequate.</li> <li>• Speak clearly and within a reasonable distance from the webcam.</li> <li>• Minimize background noise in your environment.</li> </ul>
<b>Ring light not working.</b>	<ul style="list-style-type: none"> <li>• Ensure the webcam is properly connected to a powered USB port.</li> <li>• Gently touch the light control area on the webcam to cycle through brightness levels or turn it on.</li> </ul>

## SPECIFICATIONS

Feature	Detail
Brand	Camii
Model Name	2K Camii

Feature	Detail
Video Capture Resolution	2K
Image Sensor Technology	CMOS
Max Display Resolution	2K Pixels
Connectivity Technology	USB
Special Features	Built-in Light
Focus Type	Auto Focus
Lens Type	Wide Angle
View Angle	90 Degrees
Digital Zoom	3X
Image Stabilization	Digital
Form Factor	Built-in
Color	Silver
Compatible Devices	Personal Computer, Tablet, Laptop
Included Components	Tripod
Video Format	MPEG, MP4
Supported Audio Format	AAC, MP3
Water Resistance Level	Not Water Resistant

## WARRANTY AND SUPPORT

For warranty information and technical support, please refer to the documentation included with your purchase or visit the official Camii website. You may also contact customer service through your retailer for assistance. This product is eligible for a 30-day return period from the date of purchase, as per retailer policy.