

SHOKZ SHOKZ S820

SHOKZ New OpenRun Pro 2 Instruction Manual

OPEN-EAR, BONE CONDUCTION SPORT HEADPHONES

Introduction

The SHOKZ New OpenRun Pro 2 headphones offer a unique open-ear listening experience, combining bone conduction and air conduction technologies for superior sound quality while maintaining awareness of your surroundings. Designed for active lifestyles, these headphones provide comfort, durability, and advanced features for calls and audio customization.



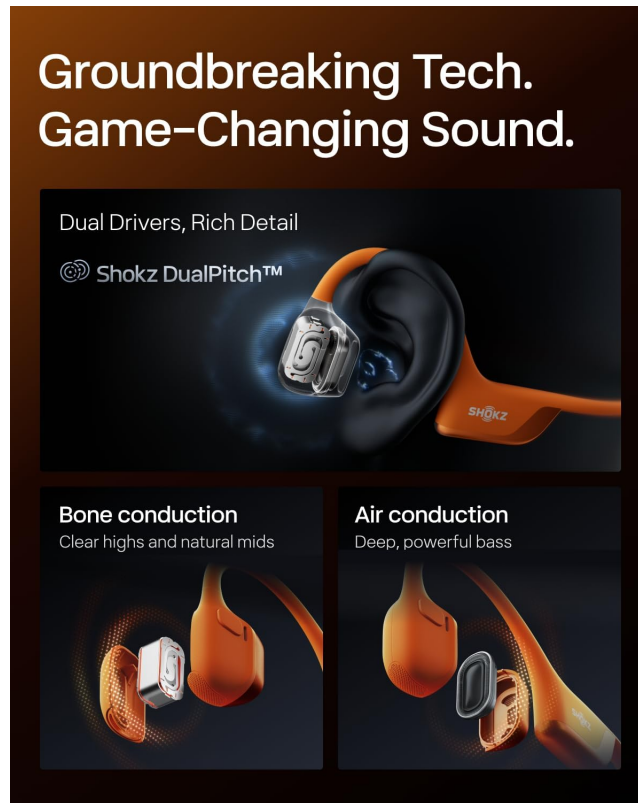
The SHOKZ New OpenRun Pro 2 headphones, featuring an open-ear design and flexible headband.

What's in the Box

Your SHOKZ OpenRun Pro 2 package includes the following components:

- OpenRun Pro 2 Wireless Stereo Bone Conduction Headphones
- USB-C Charging Cable
- Hard Shell Carrying Case

- Silver Glowing Stickers + Sport Headband
- User Manual



All components included in the SHOKZ OpenRun Pro 2 package.

Setup

Initial Pairing

1. Ensure your OpenRun Pro 2 headphones are powered off.
2. Press and hold the volume+ button for 3-5 seconds until the LED indicator flashes red and blue, indicating pairing mode.
3. On your device (smartphone, tablet, computer), enable Bluetooth and search for "OpenRun Pro 2".
4. Select "OpenRun Pro 2" to connect. A voice prompt will confirm successful pairing.


Shokz App Integration

Enhance your listening experience by downloading the official Shokz App. The app allows you to:

- Customize EQ modes (Standard, Vocal, Bass Boost, Treble Boost, Classic, and 2 custom modes).
- Manage multipoint pairing for connecting to two devices simultaneously.
- Receive firmware updates.

Lightweight Build. Weightless Feel.

Enhanced comfort




Minimized
Squeeze



Reduced Vibration



Controlled weight



The Shokz App provides extensive customization options for your headphones.

Operating Instructions

Controls

The OpenRun Pro 2 features intuitive physical buttons for easy control:

- **Volume Up/Power Button:** Increases volume, powers on/off, enters pairing mode.
- **Volume Down Button:** Decreases volume.
- **Multi-function Button:** Play/pause music (single press), skip track (double press), previous track (triple press), answer/end calls (single press), activate voice assistant (long press).

Audio Features

Experience unparalleled audio with Shokz DualPitch™ technology:

- **Bone Conduction Driver:** Delivers clear highs and natural mids by transmitting sound through your cheekbones.
- **Air Conduction Driver:** Provides deep, powerful bass through traditional air transmission.

Redefining the Sound of Sports



Shokz DualPitch™ technology combines bone and air conduction for a rich audio experience.

Call Quality

Equipped with strategically positioned dual wind-resistant microphones and an AI noise reduction algorithm, the OpenRun Pro 2 filters out up to 96.5% of background noise, ensuring crystal-clear calls even in windy environments (up to 15 mph).

Dedicated EQ Modes

Tailor your audio with various EQ modes via the Shokz App:

- **Standard Mode:** Balanced audio for general listening.
- **Vocal Mode:** Enhances clarity for podcasts and audiobooks.
- **Bass Boost Mode:** Amplifies low frequencies for a richer bass experience.
- **Treble Boost Mode:** Increases high frequencies for brighter sound.
- **Classic Mode:** Provides a pure bone conduction sound experience.
- **Customize Mode:** Allows manual adjustment of equalizer settings.

Comfort and Fit

The OpenRun Pro 2 is designed for maximum comfort and a secure fit:

- **Open-Ear Design:** Keeps your ears open to ambient sounds, enhancing situational awareness and comfort during long wear.
- **Secure and Stable Fit:** The weight-optimized unibody frame with ergonomic ear hooks and a Ni-Ti alloy memory wire ensures the headphones stay in place during intense activities.
- **Sizing Options:** Available in Standard and Mini sizes to accommodate different head sizes and preferences for a tighter fit.
- **Lightweight Build:** Crafted from ultra-lightweight, high-strength material with a soft silicone finish for a weightless feel.

Shokz Open-Ear Listening

Listen to music while staying connected to your surroundings



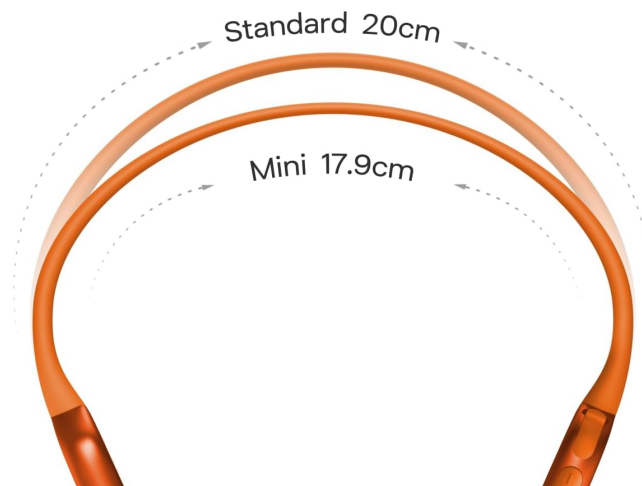
Choose between Standard and Mini sizes for optimal comfort and fit.

Choose from standard or mini size for a seamless fit

Standard for the majority

Mini for smaller head sizes, or a tighter fit

*Only the band sizes are different, specifications are totally the same.



The lightweight design and optimized fit ensure maximum comfort during use.

Durability & Charging

- **IP55 Water Resistance:** Designed to withstand sweat, splashes, and light rain, making them ideal for workouts and outdoor activities.
- **Longer Playtime:** Enjoy up to 12 hours of music playback on a single charge.
- **Quick Charge:** A 5-minute charge provides up to 2.5 hours of playtime, perfect for last-minute

needs.

- **Effortless USB-C Charging:** Features a waterproof USB-C port for convenient and reliable charging.



Key features for durability and convenient charging.

Specifications

Feature	Specification
Model Name	OpenRun Pro2
Connectivity Technology	Wireless (Bluetooth 5.3)
Audio Driver Type	Bone Conduction Driver
Battery Life	12 Hours
Charging Time	1 Hour
Water Resistance Level	IP55 (Water Resistant)
Item Weight	10.6 ounces
Material	Nickel-Titanium Alloy, Silicone, Plastic
UPC	810160666950

Troubleshooting

If you encounter any issues with your SHOKZ OpenRun Pro 2 headphones, please try the following

common troubleshooting steps:

- **No Power:** Ensure the headphones are fully charged using the provided USB-C cable.
- **No Sound/Poor Sound Quality:** Check the volume levels on both the headphones and your connected device. Ensure the headphones are properly positioned on your cheekbones. Try re-pairing the headphones with your device.
- **Cannot Pair:** Make sure the headphones are in pairing mode (flashing red and blue LED). Disable and re-enable Bluetooth on your device. Clear previous Bluetooth connections on your device if necessary.
- **Call Issues:** Ensure the microphones are not obstructed. Check your device's call settings.

For more detailed troubleshooting or persistent issues, refer to the full user manual or contact SHOKZ customer support.

Warranty & Support

SHOKZ products are designed with quality and durability in mind. For specific warranty information, including coverage details and duration, please refer to the warranty card included in your product packaging or visit the official SHOKZ website.

For technical support, product inquiries, or warranty claims, please contact SHOKZ customer service through their official website or the contact information provided in your user manual.