



[Manuals.plus](#) /

> [Abdtech](#) /

> Baby Monitor No WiFi - 1080P HD 5" Video Monitors with Camera and Audio, IPS Screen 4X Zoom, 32-Hour Battery, Night Vision, VOX, 2-Way Talk, 2-Way Rotating, 1200ft Range

Abdtech ABM900

Abdtech ABM900 Baby Monitor User Manual

Model: ABM900 | Brand: Abdtech

1. INTRODUCTION

Thank you for choosing the Abdtech ABM900 Baby Monitor. This device is designed to provide a secure and reliable way to monitor your baby, offering high-definition video, two-way audio, and a range of features to ensure peace of mind. This manual will guide you through the setup, operation, and maintenance of your new baby monitor.



The Abdtech ABM900 Baby Monitor system, showing the camera unit and parent monitor.

2. WHAT'S IN THE BOX

Please check the package contents carefully. If any items are missing or damaged, contact customer support.

- Baby Monitor (Parent Unit)
- Camera with Built-in Speaker (Baby Unit)
- Power Adapters (2)
- User Manual

3. KEY FEATURES

The Abdtech ABM900 Baby Monitor comes equipped with several advanced features for comprehensive baby monitoring:

- **1080P 5" HD Display:** Enjoy a clear, high-definition view of your baby on the large IPS screen.
- **Remote Pan/Tilt/Zoom:** Remotely control the camera to rotate horizontally (270°) and vertically (105°) and zoom up to 4X digitally for a wider view of the room.
- **32-Hour Battery Life:** The parent unit features a long-lasting 3500mAh battery, providing extended monitoring time on a single charge.
- **Infrared Night Vision:** Automatically activates in low light conditions, allowing you to see your baby clearly even in complete darkness.
- **VOX Mode (Voice Operated Exchange):** The monitor screen automatically lights up and alerts you when the camera detects sound, conserving battery life.
- **Two-Way Talk:** Communicate with your baby or partner from another room with crystal-clear audio.
- **Temperature Monitoring:** Built-in sensor monitors the room temperature and alerts you if it goes outside a set range.
- **Lullaby Playback:** Soothe your baby to sleep with 8 pre-programmed lullabies.
- **Secure 2.4GHz FHSS Connection:** Provides an ultra-stable, ultra-secure connection with up to 1200 feet of range, ensuring privacy and preventing hacking. No Wi-Fi or app required.
- **Feeding Alarm:** Set reminders for feeding times.
- **Multi-Camera Support:** Connect up to 4 cameras (additional cameras sold separately) to monitor multiple rooms.

MULTI-FUNCTION BABY MONITORS



Baby Cry Alert



Two-way Talk



Alarm Setting



8 * Lullaby Playback



Infrared Night Vision



Temperature Detection



1080P HD



3500mAh-32Hour Battery



VOX Mode



5" IPS Screen



4X Digital Zoom



Up to 1200ft Range



Remote Pan/Tilt



2.4GHz Enhanced Signal



Overview of the multi-functional capabilities of the baby monitor.



Visual representation of key features like feeding alarms, night vision, and digital zoom.

4. SETUP GUIDE

4.1 Charging the Units

Before first use, fully charge both the parent unit and the baby unit. Connect the provided power adapters to each unit and plug them into a power outlet. The charging indicator will show the charging status.

4.2 Camera Placement

Place the baby unit (camera) in a safe location in your baby's room, at least 3 feet (1 meter) away from the crib. Ensure the camera has a clear, unobstructed view of your baby. Avoid placing it near heat sources or direct sunlight.

4.3 Powering On and Pairing

Once charged, press and hold the power button on both the parent unit and the baby unit to turn them on. The units are pre-paired at the factory. If pairing is lost or you add new cameras, refer to the 'Add Camera' section in the menu for instructions.

Up to 1200ft long Range 2.4GHz Enhanced Signal



NO wifi



NO app



Anti-hacking



The monitor operates on a secure 2.4GHz signal, eliminating the need for Wi-Fi or external apps.

5. OPERATING INSTRUCTIONS

5.1 Basic Controls

- **Power Button:** Press and hold to turn on/off. Short press to turn screen on/off.
- **Volume Buttons:** Adjust the listening volume from the baby unit.
- **Brightness Buttons:** Adjust the screen brightness.
- **Menu Button:** Access monitor settings and features.

5.2 Pan, Tilt, and Zoom (PTZ)

Use the directional buttons on the parent unit to remotely control the camera's movement. Press the 'Zoom' button to cycle through 1X, 2X, and 4X digital zoom levels.

SUPER WIDE ANGLE COVERS EVERY CORNER OF THE NURSERY



The camera offers a 270-degree pan and 105-degree tilt for comprehensive room coverage.

1X/2X/4X DIGITAL ZOOM

Provide a clearer and more detailed view about your children



Digital zoom allows for closer inspection of your baby.

5.3 Two-Way Talk

Press and hold the microphone button on the parent unit to speak to your baby through the camera's built-in speaker. Release the button to listen.



TWO-Way Talk

Crystal-Clear Conversations,
Noise-Free Connections



1080P HD

The 1080 HD image on the large 5" IPS
display provides crystal clear
secure viewing.



Engage in clear two-way conversations with your baby.

5.4 VOX Mode

Activate VOX mode in the menu to conserve battery. The screen will turn off, but the monitor will activate and alert you when sound is detected from the baby unit. You can adjust the sound sensitivity level (Low, Medium, High).

VOX MODE-WARNING WHEN BABY CRYING

Accurate detection >98.7%






VOX mode provides accurate detection of baby's cries, alerting parents.

VOX Mode-Sound Detection

The Monitor Screen Automatically Lights Up As Soon As the Camera Detects Sound.

Accurate detection >98.7%

-  Low sensitivity level
-  Middle sensitivity level
-  High sensitivity level



Temperature Alert

Monitoring the room temperature all day long.



VOX mode automatically activates the screen upon sound detection, and the monitor provides temperature alerts.

5.5 Night Vision

The night vision feature automatically engages in low-light conditions, providing a clear black-and-white image of your baby without disturbing them.

NIGHT VISION WITH LULLABY

8* Lullabies Playing Helps Your Baby Fall Asleep Faster



Night vision provides clear monitoring in the dark, complemented by lullabies.

5.6 Lullabies

Select and play lullabies from the menu to help soothe your baby. You can choose from 8 different melodies.

5.7 Temperature Monitoring

The current room temperature is displayed on the parent unit. You can set temperature alerts in the menu to be notified if the room becomes too hot or too cold.

6. MAINTENANCE

To ensure optimal performance and longevity of your baby monitor, follow these maintenance guidelines:

- **Cleaning:** Use a soft, dry cloth to clean the surfaces of both units. Do not use abrasive cleaners or solvents.
- **Battery Care:** To prolong battery life, avoid fully discharging the parent unit frequently. Charge it regularly, especially if not used for extended periods.

- **Storage:** If storing the monitor for a long time, ensure both units are fully charged and stored in a cool, dry place.

7. TROUBLESHOOTING

If you encounter any issues with your Abdtech ABM900 Baby Monitor, please refer to the following common problems and solutions:

Problem	Possible Cause	Solution
No image/sound on parent unit	Units are not powered on or not paired.	Ensure both units are charged and powered on. Re-pair if necessary (refer to manual).
Poor image quality	Out of range, interference, or low light.	Move units closer. Avoid placing near other electronic devices. Night vision activates automatically in low light.
Static or interference	Other 2.4GHz devices nearby.	Move the monitor away from Wi-Fi routers, microwaves, or cordless phones.
Parent unit battery drains quickly	VOX mode off, screen always on, or old battery.	Enable VOX mode. Reduce screen brightness. Ensure full charge before use.
Two-way talk not working	Microphone button not pressed or volume too low.	Ensure you are pressing and holding the microphone button. Check volume settings.

8. SPECIFICATIONS

Detailed technical specifications for the Abdtech ABM900 Baby Monitor:

Model Name: ABM900

Video Capture Resolution: 1080p

Screen Size: 5 inches (IPS Screen)

Connectivity Technology: Wireless (2.4GHz FHSS)

Wireless Range: Up to 1200 feet

Optical Zoom: 4x Digital Zoom

Viewing Angle: 270 Degrees (Pan), 105 Degrees (Tilt)

Power Source: Battery Powered (1 Lithium Ion battery included)

Battery Life: Up to 32 hours (Parent Unit)

Color: White

Item Dimensions L x W x H: 6.89 x 4.13 x 5.31 inches

Item Weight: 1.23 pounds

Indoor/Outdoor Usage: Indoor Security

Control Method: Remote

International Protection Rating: IP65

9. WARRANTY AND SUPPORT

Abdtech is committed to providing high-quality products. For warranty information, technical support, or any questions regarding your baby monitor, please contact Abdtech customer service through the retailer's platform or the official Abdtech website. Please retain your proof of purchase for warranty claims.

ABDTECH

ABOUT US

Each product carries an attention to detail and a dedication to practicality. For us, the real value lies not only in the product itself, but also in the warmth and laughter it brings to you and your family every moment.

Abdtech's commitment to quality and practicality.