

Glocusent A31

Glocusent A31 72-LED Clip-On Lamp User Manual

Model: A31 | Brand: Glocusent

1. PRODUCT OVERVIEW

The Glocusent A31 is a versatile 72-LED clip-on lamp designed for various lighting needs, including reading, crafting, and general illumination. It features adjustable brightness, multiple color temperatures, an amber night light mode, and an auto-off timer for enhanced user experience.



Image 1.1: Glocusent A31 Clip-On Lamp with its components.

2. PACKAGE CONTENTS

Please verify that all items are present in the package:

- 1 x Glocusent 72-LED Clip-On Light
- 1 x 2-prong AC Adapter (UL Certified)
- 1 x User Manual (this document)
- 1 x Bookmark

3. PRODUCT FEATURES

- **72-LED Eye-Caring Illumination:** Provides bright, even, and flicker-free light with a shade to prevent glare. Features gradual brightening/dimming for eye comfort.
- **Adjustable Brightness & Color Temperatures:** 5 brightness levels (5 to 220 LM) and 3 color temperatures (2700K Mild Warm, 4200K Warm White, 6000K Natural White).
- **Strong Clip & Flexible Gooseneck:** Securely attaches to surfaces up to 2.36 inches thick with soft padded interior. The 360° adjustable gooseneck maintains its position.

- **Amber Night Light Mode:** A soft amber light for a calming ambiance, suitable for children's rooms or gentle night illumination.
- **Integrated Timers:** Built-in 30-minute and 60-minute auto-off timers for convenience.
- **Easy Control Panel:** Intuitive LCD display for adjusting brightness, colors, and timer settings.

Feature Details with Visuals



Image 3.1: Illustration of 72 advanced LEDs providing bright and comfortable light. The lamp utilizes 72 high-quality LEDs, scientifically distributed to offer wide and even illumination without flickering or harsh glare. The design prioritizes eye comfort during extended use.

3 Color & 5 Brightness Adjustable

Stepless Adjustable




Image 3.2: Visual representation of the three color temperatures and five brightness levels.

Adjust the light to your preference with three distinct color temperatures: 2700K (Mild Warm) for bedtime, 4200K (Warm White) for general reading, and 6000K (Natural White) for focused tasks. Five brightness levels allow for precise control.

Sturdy Clamp & Flexible Gooseneck with Soft Pads to Avoid Scratches



Image 3.3: Dimensions and flexibility of the clip and gooseneck.

The robust clip can attach to surfaces up to 2.36 inches (6 cm) thick, featuring soft padding to prevent damage. The durable metal and silicone gooseneck offers 360° adjustability, holding its position firmly.

30/60-min Timer & Sleep Aid

Sleep Better with Sunset Simulation

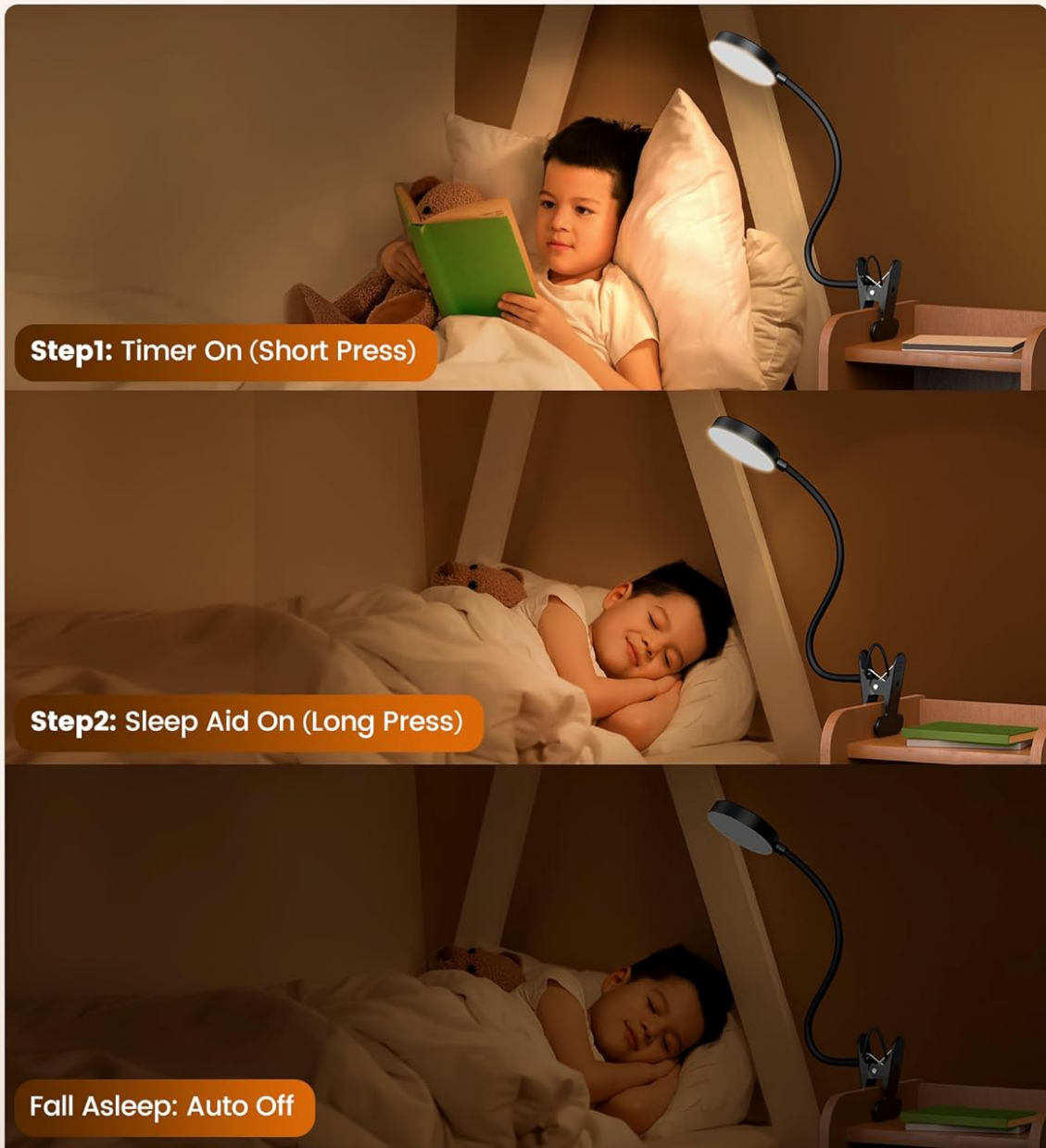


Image 3.4: Steps for activating the timer and sleep aid function.

Utilize the built-in 30-minute or 60-minute timer for automatic shut-off. The sleep aid function gradually dims the light, simulating a sunset to promote relaxation before sleep.

4. SETUP INSTRUCTIONS

1. **Unpack:** Carefully remove all components from the packaging.
2. **Attach the Lamp:** Open the clip and securely attach it to a stable surface such as a headboard, desk, or table. Ensure the surface thickness does not exceed 2.36 inches (6 cm). The soft pads inside the clip protect your furniture.
3. **Connect Power:** Insert the small end of the power cable into the lamp's power port. Plug the 2-prong AC adapter into a standard electrical outlet (110-240V compatible). The power cord is 78.7 inches (200

cm) long.

4. **Position the Light:** Adjust the flexible gooseneck to direct the light as desired. The gooseneck will hold its position once set.




Image 4.1: Power connection and overall dimensions for setup.

5. OPERATING INSTRUCTIONS

The Glocusent A31 lamp is controlled via an inline control panel with an LCD screen.



Image 5.1: Detailed view of the LCD control panel.

1. **Power On/Off:** Press the **Power Button** once to turn the lamp on or off.
2. **Adjust Brightness:** Use the **Brightness Up (+)** and **Brightness Down (-)** buttons to cycle through 5 brightness levels.
3. **Change Color Temperature:** Press the **Color Temperature Button** to switch between 2700K (Mild Warm), 4200K (Warm White), and 6000K (Natural White).
4. **Activate Night Light Mode:** Press the **Night Light Button** to turn on the soft amber night light. Press again to turn off.
5. **Set Timer:** Short press the **Timer Button** to activate the 30-minute auto-off timer. Short press again to activate the 60-minute timer. The timer icon on the LCD will indicate the active setting. The lamp will automatically turn off after the set duration.
6. **Activate Sleep Aid:** Long press the **Timer Button** to activate the sleep aid function. The light will gradually dim over a period, simulating a sunset, before turning off.

6. MAINTENANCE

- **Cleaning:** Disconnect the power before cleaning. Use a soft, dry cloth to wipe the lamp head,

gooseneck, and clip. Do not use liquid cleaners or abrasive materials.

- **Storage:** When not in use for an extended period, store the lamp in a cool, dry place away from direct sunlight.
- **Handling:** Avoid excessive bending or twisting of the gooseneck beyond its natural range of motion to prevent damage.

7. TROUBLESHOOTING

Problem	Possible Cause	Solution
Lamp does not turn on.	No power connection.	Ensure the power adapter is securely plugged into both the lamp and a working electrical outlet.
Light flickers or is unstable.	Loose connection or power issue.	Check all power connections. Try plugging into a different outlet.
Cannot change brightness or color.	Control panel malfunction.	Unplug the lamp, wait 10 seconds, then plug it back in to reset. If the issue persists, contact customer support.
Clip does not hold securely.	Surface too thick or unstable.	Ensure the surface is within the 2.36-inch thickness limit and is stable.

8. SPECIFICATIONS

Specification	Detail
Model Name	A31 (GLCSNTBL205)
Lamp Type	LED
Number of LEDs	72
Brightness	5 - 220 Lumens (adjustable)
Color Temperatures	2700K (Mild Warm), 4200K (Warm White), 6000K (Natural White)
Power Source	Corded Electric
Voltage	5 Volts (DC)
Wattage	4.2 watts
Product Dimensions	22.5"D x 2.9"W x 3.7"H (approx. 57.15 x 7.37 x 9.4 cm)
Item Weight	12.5 ounces (approx. 355 grams)
Material	Acrylonitrile Butadiene Styrene (ABS)
Finish Type	Matte

Specification	Detail
Mounting Type	Clip On (max 2.36 inch / 6 cm thickness)
Cord Length	78.7 inches (200 cm)




9. WARRANTY AND SUPPORT


Glocusent offers a **30-day happiness promise** and a **24-month coverage** for this product. For any questions, concerns, or warranty claims, please contact Glocusent customer support through the retailer where the product was purchased or visit the official Glocusent website for contact information.

This product is certified by FCC, CE, RoHS, PSE, and C-TICK.

© 2024 Glocusent. All rights reserved.

Related Documents - A31

	<p>Glocusent 5W Headboard Clip On Light - Features, Specs, and Instructions</p> <p>Detailed information on the Glocusent 5W Headboard Clip On Light, including its adjustable brightness, 3 color temperatures (Amber, Mild, Natural), 30-minute timer, and sturdy clamp. Learn about product specifications, included items, and company information.</p>
	<p>Glocusent 16LEDs Clip-on Mini Book Light: User Manual and Specifications</p> <p>Comprehensive user guide and technical specifications for the Glocusent 16LEDs Clip-on Mini Book Light. Discover its features including 16 LEDs, 3 color modes (amber, warm, natural), 5 brightness levels, and up to 80 hours of battery life. Learn operation, charging, and maintenance.</p>
	<p>Glocusent Innovative Tri-Head Book Light - Features, Instructions, and Specifications</p> <p>Discover the Glocusent Tri-Head Book Light. Learn about its innovative design, adjustable brightness and color temperatures, charging instructions, specifications, and company philosophy. Perfect for readers seeking comfortable and customizable lighting.</p>




Glocusent Starry Sky Lamp (N12): Features, Setup, and Manual

Comprehensive guide to the Glocusent Starry Sky Lamp (N12). Learn about its features, smart controls via the Glo Sleep App, installation, safety, and troubleshooting. Enhance your space with customizable starry night effects.



Glocusent Willow Head Book Light - User Guide and Specifications

Detailed information about the Glocusent Willow Head Book Light, including product features, specifications, instructions, and company information. Learn how to use, charge, and care for your book light.



Glocusent Upgraded LED Neck Reading Light: User Guide, Features, and Specifications

Explore the Glocusent Upgraded LED Neck Reading Light. This guide provides detailed instructions on operation, charging, and specifications, along with insights into the product's design and company philosophy. Features adjustable brightness and color temperatures for optimal reading comfort.