



[Manuals.plus](#) /

› [little dove](#) /

› little dove Baby Balance Bike Instruction Manual (Model B0DDBF8C1D)

## little dove B0DDBF8C1D



### INTRODUCTION

---

Welcome to the world of joyful exploration with your new little dove Baby Balance Bike. This manual provides essential information for the safe assembly, operation, and maintenance of your child's first ride-on toy. Designed for toddlers aged 12 to 24 months, this balance bike helps develop coordination and balance in a fun and secure way.

# GLOWING WHEELS Lighting Up Little Dreamers



No Batteries Needed



Bright and motion-activated lights turn every spin into a show



Image: A young child, approximately 1-2 years old, is shown smiling and riding the black little dove Baby Balance Bike indoors. The bike features colorful glowing wheels, indicating motion-activated lights. The child is wearing a purple floral top and black leggings, pushing off the ground with their feet.

## SETUP AND ASSEMBLY

---

The little dove Baby Balance Bike is designed for quick and easy assembly without the need for extra tools. Follow these simple steps to get your child ready to roll:

1. **Attach the Rear Wheels:** Slide and adjust the rear wheels onto the frame until they are securely in place.
2. **Insert the Front Wheels:** Push the front wheels upward into the main body until they securely click into position.
3. **Secure the Handlebar:** Align the handlebar properly and push it down firmly until it is fixed. Ensure it is stable before use.

# Controlled Turns, **SAFER RIDES**

135° steering limit feature




Image: A visual guide illustrating the three-step assembly process for the balance bike. Step 1 shows attaching the rear wheels, Step 2 shows inserting the front wheels, and Step 3 shows securing the handlebar.

## OPERATING INSTRUCTIONS

---

This no-pedal balance bike encourages toddlers to use their feet to push off the ground, promoting natural balance and coordination. It's suitable for both indoor and outdoor adventures under adult supervision.

- **Riding:** Encourage your child to sit on the soft PU foam seat and use their feet to propel themselves forward. The lightweight design (approximately 4.86 lbs) makes it easy for toddlers to maneuver.
- **Steering:** The bike features a 135° steering limiter to prevent sharp turns and reduce the risk of tipping, allowing for controlled and safer rides.
- **Lighting Wheels:** The vibrant, motion-activated lighting wheels glow with every spin, adding an exciting visual element to playtime without requiring batteries.
- **Environment:** The smooth, silent wheels are designed for safe use on various surfaces, including indoor floors and

outdoor grass. Always ensure adult supervision during playtime.



Image: A toddler is shown riding the balance bike indoors, with the colorful glowing wheels clearly visible. The child appears joyful, highlighting the fun aspect of the motion-activated lights.



19 cm / 7.5 in      52 cm / 20.5 in

## Assemble and Get Ready

See manual for more details



1. Attach the rear wheels to the frame. Slide and adjust until they're secure.



2. Insert the front wheels into the main body. Push upward until securely in place.



3. Secure the handlebar to the frame. Align it properly and make sure it's firmly fixed.

Image: A young child is riding the balance bike on a carpeted floor, with an adult kneeling nearby, smiling and supervising. This image emphasizes the indoor and outdoor versatility and the need for adult supervision.

## SAFETY GUIDELINES

Your child's safety is paramount. The little dove Baby Balance Bike is designed with several features to ensure a secure riding experience. Always adhere to the following guidelines:

- **Adult Supervision:** Always ensure an adult is supervising the child during use.
- **Steering Limiter:** The 135° steering limiter is integrated to prevent over-rotation of the handlebars, which helps avoid accidental falls.
- **Enclosed Wheels:** Fully enclosed wheels protect little feet from getting caught, enhancing safety.
- **Rounded Edges:** The bike features smooth, rounded edges to prevent injuries.
- **ASTM F963-23 Certified:** This product meets the safety standards for toys, ensuring it is safe for your child.
- **Weight Limit:** The bike supports a maximum weight of 55 lbs.

- **Age Range:** Recommended for children aged 12 to 24 months.

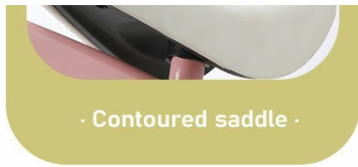


Image: A graphic showing the handlebar of the balance bike with arrows indicating a 135-degree steering limit, designed to prevent sharp turns and enhance stability for young riders.



### Is your child's bike the right size? Here's how to know.

1. Start by measuring their inseam.
2. Ask them to stand up straight, shoes on, with their back flat against a wall.
3. Place a book between their legs, pressing it gently up to

Image: Two toddlers are playing near the balance bike. The image points out the rounded edges and pinch-free enclosed wheels, emphasizing the baby-friendly design for safety.

## MAINTENANCE

To ensure the longevity and safe operation of your little dove Baby Balance Bike, regular maintenance is recommended:

- **Cleaning:** Wipe down the bike with a damp cloth and mild soap as needed. Avoid harsh chemicals that could damage the materials.
- **Inspection:** Periodically check all parts for tightness and wear. Ensure the wheels spin freely and the handlebar is secure.
- **Storage:** Store the bike in a dry place away from direct sunlight and extreme temperatures to prevent material degradation.

## TROUBLESHOOTING

If you encounter any issues with your balance bike, please refer to the following common solutions:

- **Loose Parts:** If any parts feel loose, re-check the assembly steps to ensure all connections are firm.
- **Wheels Not Glowing:** The wheels are motion-activated. Ensure the bike is in motion for the lights to activate. No batteries are required for the wheel lights.
- **Difficulty Steering:** The bike has a built-in steering limiter. This is a safety feature, not a malfunction.
- **Unusual Noises:** Inspect wheels and moving parts for any obstructions or damage. Clean if necessary.

## SPECIFICATIONS

Feature	Detail
Brand	little dove
Model	B0DDBF8C1D
Recommended Age	12-24 Months
Weight Capacity	Up to 55 lbs
Item Weight	4.86 pounds
Package Dimensions	16.57 x 9.02 x 7.91 inches
Steering Limit	135° (anti-overturn)
Wheels	4 Silent, Motion-Activated Lighting Wheels
Seat Material	Cushy PU foam
Frame Material	Durable Carbon Steel
Certifications	ASTM F963-23

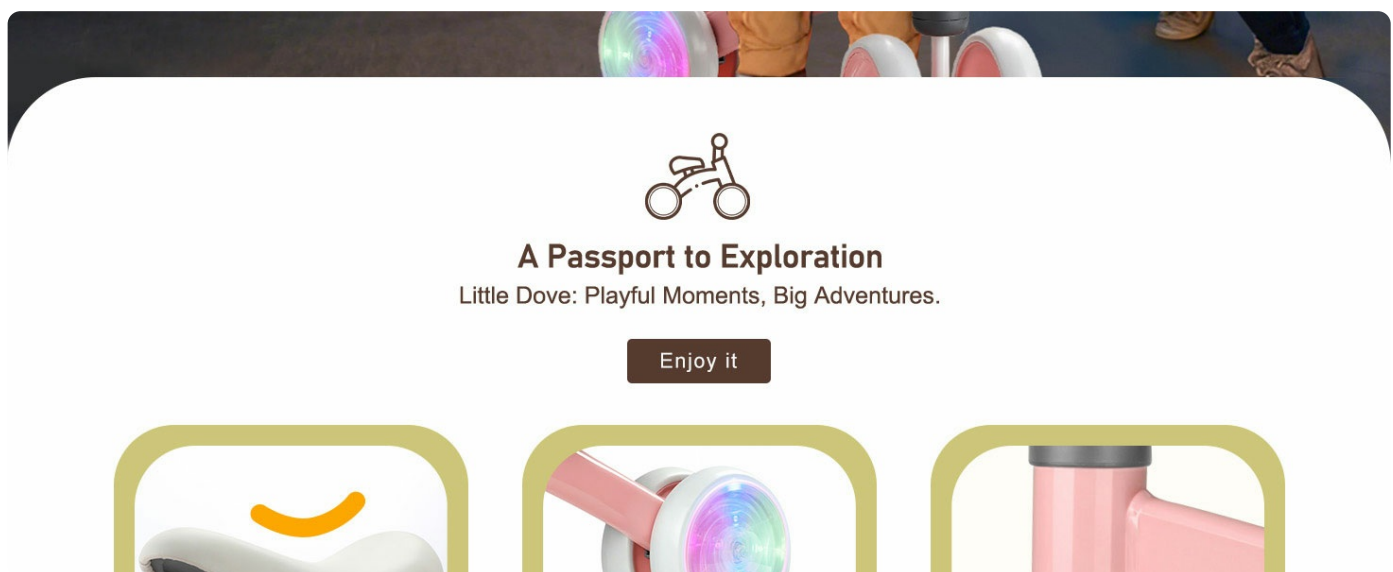


Image: A graphic displaying key dimensions of the balance bike, including height, length, and seat height, along with recommended weight capacity (55 lbs) and inseam length (10-13 inches) for children aged 1-2 years.

## WARRANTY AND SUPPORT

---

For any questions, concerns, or warranty claims, please contact little dove customer support. Refer to your purchase documentation for specific warranty details and contact information.

We are committed to providing high-quality products and excellent customer service.

