

## Baseus PPCXM06A

# Baseus Magsafe Portable Charger User Manual

Model: PPCXM06A | Brand: Baseus

### 1. INTRODUCTION

This user manual provides essential information for the safe and efficient operation of your Baseus Magsafe Portable Charger. Designed for iPhone 12-16 Series, this 6,000mAh 20W magnetic power bank offers fast and convenient charging on the go.



Figure 1: Baseus Magsafe Portable Charger (White)

### Key Features:

- **Magnetic Wireless Charging:** Attach to your iPhone 12-16 Series for 7.5W fast magnetic wireless charging.
- **20W USB-C Fast Charging:** Quickly charge your iPhone 16 Pro to 50% in just 30 minutes via the USB-C port.
- **Pass-Through Charging:** Charge your phone and the power bank simultaneously.
- **Compact and Portable:** Slim design with a 6,000mAh capacity, fitting easily into pockets and not blocking the phone's camera lens.
- **Strong Magnetic Hold:** Built-in 10N strong magnet ensures secure attachment.

## 2. SETUP

### 2.1 What's in the Box

- Baseus 6000mAh Wireless Portable Charger (2024 version)
- 60W USB-C to USB-C Cable
- User Manual



Figure 2: Included items: power bank, USB-C cable, and user manual.

### 2.2 Initial Charging of the Power Bank

Before first use, fully charge your Baseus Magsafe Portable Charger. Connect the included 60W USB-C to USB-C cable to the power bank's USB-C port and a compatible power adapter (not included). The LED indicators will show the charging progress.



Figure 3: The power bank supports 18W input for recharging itself.

### 2.3 LED Indicator Guide

The power bank features LED indicators to display the remaining battery level and charging status:

- **Blue LEDs:** Indicate battery level (0-33%, 34-67%, 68-100%).
- **Orange LED:** Indicates wireless charging is active.




Figure 4: Understanding the LED indicators for battery status and wireless charging.

### 3. OPERATING INSTRUCTIONS

#### 3.1 Magnetic Wireless Charging (7.5W)

Simply align and attach the power bank to the back of your iPhone 12-16 Series. The strong built-in magnets will securely hold it in place, and wireless charging will begin automatically. Ensure your iPhone is MagSafe compatible or uses a MagSafe-compatible case for optimal magnetic attachment and charging.




Figure 5: Magnetic charging in action, highlighting strong magnetism, 6000mAh capacity, and compact design.

## Designed for iPhone 15/14/13/12



### Magnetic Cases



### Non-magnetic Cases



Note: Only works with iPhone compatible magnetic cases

Figure 6: Designed for iPhone 15/14/13/12 series, compatible with magnetic cases.

### 3.2 Wired Fast Charging (20W USB-C)

For faster charging or to charge non-MagSafe devices, use the included USB-C to USB-C cable to connect your device to the power bank's USB-C port. This port supports up to 20W Power Delivery (PD) fast charging.



# Two-Way Charge



Figure 7: Two-way charging capabilities: 7.5W wireless and 20W wired.

## 3.3 Pass-Through Charging

The power bank supports pass-through charging, allowing you to charge both your phone and the power bank simultaneously. Connect the power bank to a wall charger, and then attach your phone to the power bank (either wirelessly or via cable).

## Pass-through Charging



Figure 8: Pass-through charging setup, enabling simultaneous charging of both devices.

## Pass-through Charging

This magnetic power bank can charge iPhone while charging itself.




Figure 9: This magnetic power bank can charge iPhone while charging itself.

### 3.4 Portability and Usage

The Baseus Magsafe Portable Charger is designed to be extremely compact and lightweight, making it an ideal companion for travel. Its size ensures it does not obstruct your iPhone's camera lens when attached.



# Effortlessly Portable

Card-sized, does not overlap the camera



Figure 10: Effortlessly portable, card-sized, and does not overlap the camera.

## Lightweight and compact

The battery pack can be taken anywhere with its magnetic attachment, making it suitable for travel and use on airplanes



Figure 11: The battery pack can be taken anywhere with its magnetic attachment, making it suitable for travel and use on airplanes.

### 3.5 Product Overview Video

Your browser does not support the video tag.

Video 1: An overview of the 6000mAh mini wireless portable charger, demonstrating its features and compact design.

## 4. MAINTENANCE

To ensure the longevity and optimal performance of your Baseus Magsafe Portable Charger, please follow these maintenance guidelines:

- **Cleaning:** Use a soft, dry cloth to clean the surface of the power bank. Avoid using harsh chemicals or abrasive materials.
- **Storage:** Store the power bank in a cool, dry place away from direct sunlight, extreme temperatures, and humidity.
- **Protection:** The power bank is equipped with **10+ multiple protection mechanisms** to prevent overcharging, over-discharging, over-current, short-circuiting, and overheating. However, avoid dropping the device or exposing it to severe impacts.
- **Battery Care:** For best battery health, avoid completely draining the power bank frequently. Recharge it when the battery level is low.



### 10+ Multiple Protections

New model in 2024,  
Baseus 6000mAh wireless power bank greatly  
improves heat dissipation capacity and is  
equipped with multiple protection mechanisms.

Figure 12: The 2024 model features enhanced heat dissipation and multiple protection mechanisms.

## 5. TROUBLESHOOTING

If you encounter issues with your Baseus Magsafe Portable Charger, refer to the following common problems and solutions:

Problem	Possible Cause	Solution
Device not charging wirelessly.	<ul style="list-style-type: none"><li>◦ Improper alignment.</li><li>◦ Non-MagSafe compatible phone/case.</li><li>◦ Obstruction between power bank and phone.</li><li>◦ Power bank battery is low.</li></ul>	<ul style="list-style-type: none"><li>◦ Ensure correct alignment of the power bank with your iPhone's MagSafe area.</li><li>◦ Use a MagSafe-compatible phone or case.</li><li>◦ Remove any foreign objects or thick cases.</li><li>◦ Recharge the power bank.</li></ul>
Slow charging or intermittent charging.	<ul style="list-style-type: none"><li>◦ Using a non-fast charging cable/adaptor.</li><li>◦ Overheating of the power bank or phone.</li><li>◦ Background apps consuming power.</li></ul>	<ul style="list-style-type: none"><li>◦ Use the included 60W USB-C cable and a compatible 20W PD adapter for wired fast charging.</li><li>◦ Allow the device to cool down. Avoid charging in direct sunlight or hot environments.</li><li>◦ Close unnecessary background applications on your phone.</li></ul>
Power bank not turning on/responding.	<ul style="list-style-type: none"><li>◦ Battery completely drained.</li><li>◦ Device malfunction.</li></ul>	<ul style="list-style-type: none"><li>◦ Connect the power bank to a charger and allow it to charge for at least 30 minutes.</li><li>◦ If the issue persists, contact customer support.</li></ul>
Power bank or phone gets hot during charging.	<ul style="list-style-type: none"><li>◦ Normal heat generation during charging.</li><li>◦ Poor ventilation or high ambient temperature.</li></ul>	<ul style="list-style-type: none"><li>◦ Some heat is normal. If it becomes excessively hot, disconnect and allow to cool.</li><li>◦ Ensure adequate airflow around the devices. Avoid charging under blankets or in confined spaces.</li></ul>

## 6. SPECIFICATIONS

Feature	Detail
Model Number	PPCXM06A
Battery Capacity	6,000 mAh
Wireless Charging Output	7.5W (Max)
Wired USB-C Output	20W (Max)

Feature	Detail
Input (USB-C)	18W (Max)
Product Dimensions	3.8 x 2.5 x 0.57 inches
Item Weight	5.1 ounces
Color	White
Compatibility	iPhone 12-16 Series (MagSafe compatible)
Special Features	Fast Charging, Pocket Size, Wireless Charging, Magnetic Attachment, Pass-Through Charging








Figure 13: Rear view of the power bank, displaying the USB-C port and power button.


## 7. WARRANTY AND SUPPORT

Your Baseus Magsafe Portable Charger comes with a **2-year warranty** and **lifetime technical support**. If you have any product issues, questions, or require technical assistance, please do not hesitate to contact Baseus customer support. Refer to the contact information provided in the packaging or visit the official Baseus website for support details.

**Baseus Official Website:** [www.baseus.com](http://www.baseus.com)

	<p><a href="#">Baseus Magnetic Mini Air Power Bank 6000mAh 20W User Manual</a></p> <p>Official user manual for the Baseus Magnetic Mini Air Power Bank (Model PPCXM06A). Learn about specifications, features, warnings, and operating instructions for this 6000mAh, 20W wireless and wired portable charger.</p>
	<p><a href="#">Baseus Magnetic Mini Air Power Bank 6000mAh 20W User Manual</a></p> <p>Official user manual for the Baseus Magnetic Mini Air Power Bank (6000mAh, 20W). Provides detailed instructions, specifications, safety warnings, and operating guidelines for this portable wireless charging device.</p>
	<p><a href="#">Руководство пользователя внешнего аккумулятора Baseus Magnetic Wireless Fast Charging 6000mAh 20W PPCXW06</a></p> <p>Подробное руководство пользователя для внешнего аккумулятора Baseus Magnetic Wireless Fast Charging мощностью 6000mAh и 20Вт, модель PPCXW06. Включает информацию о назначении, характеристиках, безопасной эксплуатации, транспортировке, хранении, утилизации и устранении неисправностей.</p>
	<p><a href="#">Baseus Magnetic Wireless Charging Power Bank 6000mAh 20W User Manual</a></p> <p>User manual for the Baseus Magnetic Wireless Charging Power Bank 6000mAh 20W, detailing product parameters, packing list, operation instructions, safety warnings, and compliance information.</p>
	<p><a href="#">Baseus Magnetic Mini Wireless Fast Charge Power Bank 20000mAh 20W User Manual</a></p> <p>User manual for the Baseus Magnetic Mini Wireless Fast Charge Power Bank 20000mAh 20W. This document provides safety instructions, product parameters, operating instructions, and troubleshooting tips for the power bank.</p>





### [Baseus Magnetic Wireless Charging Power Bank 6000mAh 20W User Manual](#)

Official user manual for the Baseus Magnetic Wireless Charging Power Bank (6000mAh, 20W), detailing product parameters, usage instructions, safety warnings, and wireless charging compatibility.