

## Alaga S-CW6443Q1

# Alaga Outdoor Security Camera S-CW6443Q1 User Manual

Model: S-CW6443Q1

## 1. INTRODUCTION

This manual provides detailed instructions for the installation, operation, and maintenance of your Alaga Outdoor Security Camera S-CW6443Q1. This camera features black light full-color night vision, 360° detailed coverage, dual-band 5G and 2.4G WiFi connectivity, AI motion tracking, an F1.0 lens, weatherproof design, two-way audio, and 24/7 recording capabilities with cloud and local storage options. Please read this manual thoroughly before use to ensure proper functionality and safety.

## 2. WHAT'S IN THE BOX

Carefully unpack the box and ensure all items are present and in good condition. If any items are missing or damaged, please contact customer support.

- Alaga Wi-Fi Camera Body x 1
- Power Adapter x 1
- User Guide x 1
- Mounting Screws and Plate x 1 set (includes 3 mounting screws and 3 expansion plugs)

## What's in the Box?

Alaga Camera\*1  
DC Power Adapter(US Plug)\*1  
Mounting Screw\*3  
Expansion Plugs\*3  
Quick Start Guide\*1  
Positioning Stickers\*1




Image: Contents of the Alaga Outdoor Security Camera S-CW6443Q1 box, showing the camera, power adapter, user guide, and mounting hardware.

## 3. SETUP AND INSTALLATION

### 3.1 App Download and Initial Setup

1. **Download the WiODO APP:** Search for "WiODO" in your smartphone's app store (iOS or Android) and download the application.
2. **Power On the Camera:** Plug the provided power adapter into the camera and then into a power outlet. The camera will power on and initiate its startup sequence.
3. **Connect to Wi-Fi:** Follow the in-app instructions to connect the camera to your home Wi-Fi network. The camera supports dual-band 2.4GHz and 5GHz Wi-Fi. Ensure your phone is connected to the same network during the initial pairing process. The app will guide you through scanning a QR code displayed on your phone with the camera lens to establish the connection.

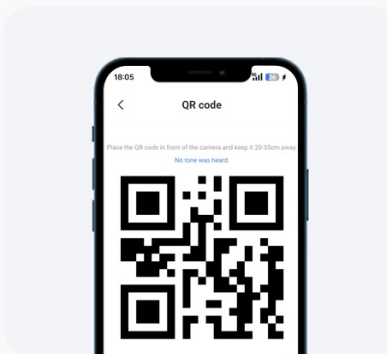
### Easy Installation



1.Download the WiODO APP



2.Plug into the outlet for power supply



3.Bluetooth Connect to 2.4/5Ghz WiFi via app instructions

Image: Three steps illustrating easy installation: 1. Download the WiODO APP, 2. Plug into the outlet for power supply, 3. Bluetooth Connect to 2.4/5GHz WiFi via app instructions.

### 3.2 Mounting Options

The Alaga Outdoor Security Camera can be mounted on a wall or ceiling. Choose a location that provides optimal coverage and has access to a power outlet.


1. **Positioning:** Use the included positioning sticker to mark the drill holes on your desired mounting surface.

2. **Drill Holes:** Drill three holes at the marked positions.
3. **Insert Expansion Plugs:** Insert the three expansion plugs into the drilled holes.
4. **Attach Mounting Plate:** Align the camera's mounting plate with the holes and secure it using the provided screws.
5. **Mount Camera:** Attach the camera body to the secured mounting plate and lock it into place.

## Wall Mount or Ceiling Mount



1. Fixed sticker with 3 holes punched and peeled off



2. Insertion of expansion plugs



3. Insert the camera and lock the screws

Image: Three steps for physical installation: 1. Fixed sticker with 3 holes punched and peeled off, 2. Insertion of expansion plugs, 3. Insert the camera and lock the screws.

## Various Mounting Options

Wall Mount  
Ceiling Mount



Image: Illustration of various mounting options, including wall mount and ceiling mount for the Alaga security camera.

## 4. OPERATING INSTRUCTIONS

### 4.1 360° Pan-Tilt-Zoom (PTZ) Control

The camera offers 360° visual coverage with its pan-tilt-zoom functionality. Use the WiODO app to remotely adjust the camera's viewing angle, pan horizontally (345°) and tilt vertically (108°) to monitor different areas.



Image: An Alaga security camera mounted on a house, illustrating its 360° visual coverage capability.

## 4.2 Night Vision

The Alaga Security Camera features Black Light Full-Color technology and an F1.0 lens, providing vibrant, true-to-life footage even in ultra-low light conditions. This ensures clear night vision without the need for additional spotlighting.



## Black Light Full Color

Advanced night vision technology captures clear images even in completely dark environments, enhancing nighttime safety



Image: A split image comparing the vividness of Black Light Full Color night vision with the monochrome output of traditional Infrared Night Vision, showing a clear difference in detail and color retention.

## 4.3 AI Motion Detection and Tracking

Advanced AI algorithms accurately identify human movement, minimizing false alarms from pets or inanimate objects. When motion is detected, the camera sends instant alerts to your smartphone. The AI motion tracking feature allows the camera to follow detected subjects within its field of view.

## AI Motion Tracking and Prompt Notifications

Whether it's a subtle movement or a person's activity, it can be accurately captured and pushed to your phone




Image: An Alaga security camera monitoring a backyard where two children are playing. The image highlights the AI motion tracking feature, showing a detected movement path and a smartphone notification for "Motion Detected".

## 4.4 Two-Way Audio

The built-in noise-resistant microphone and speaker enable clear two-way audio communication. You can engage in real-time conversations with visitors or deter intruders directly through the camera via the WiODO app.

# Clear 2-Way Audio Interaction

Talk to the person in front of the camera anytime and anywhere



Image: A delivery person at a front door, with an Alaga security camera mounted above. Speech bubbles indicate a two-way audio interaction: "Hello, here's your delivery." and "Leave it at the door for me, please!".

## 4.5 Recording and Storage

The camera supports continuous 24/7 recording. You have two options for storing footage:

- **MicroSD Card:** Insert a MicroSD card (up to 128GB, not included) into the camera's slot for local storage.
- **Cloud Storage:** Utilize the WiODO cloud service for secure, encrypted storage, data backup, and 30 days of video editing history.

## 24/7 Recording (Use SD/Cloud)

Never miss a thing. Day or night.  
Receive real-time alerts and view live footage anytime,  
anywhere with crystal clear quality and night vision.



Image: An Alaga security camera mounted outdoors, with icons indicating 24/7 recording, local storage (MicroSD), and cloud storage options.

## 5. MAINTENANCE

The Alaga Outdoor Security Camera is designed with an IP65 weatherproof rating, making it resistant to dust and water. Regular maintenance is minimal but recommended to ensure optimal performance:

- **Lens Cleaning:** Periodically wipe the camera lens with a soft, damp cloth to remove any dust or smudges that may affect image clarity.
- **Firmware Updates:** Check the WiODO app regularly for firmware updates. Keeping the camera's firmware updated ensures access to the latest features and security enhancements.
- **Power Connection:** Ensure the power adapter and cable remain securely connected and free from damage.





Image: An Alaga security camera mounted on an exterior wall, with water droplets on its surface, illustrating its IP65 waterproof and dustproof design.

## 6. TROUBLESHOOTING

---

- **Camera Disconnects from Wi-Fi:**

- Ensure the camera is within range of your Wi-Fi router.
- Check your Wi-Fi network stability and signal strength.
- Restart the camera and your router.
- Verify that your Wi-Fi password has not changed.

- **No Push Notifications:**

- Check your smartphone's notification settings for the WiODO app to ensure they are enabled.
- Verify that motion detection is activated in the app settings.
- Ensure the camera has a stable internet connection.

- **Poor Image Quality:**

- Clean the camera lens to remove any dirt or obstructions.
- Ensure there is adequate lighting in the monitored area, especially at night.
- Check your internet speed; a slow connection can affect live stream quality.



- **Two-Way Audio Issues:**

- Ensure your phone's microphone and speaker are enabled for the WiODO app.
- Check the volume settings on both your phone and within the app.
- Reduce background noise near the camera for clearer audio.

- **Camera Not Powering On:**

- Verify that the power adapter is securely connected to both the camera and a working power outlet.
- Try a different power outlet.

## 7. SPECIFICATIONS

| Feature                           | Specification                         |
|-----------------------------------|---------------------------------------|
| Model Name                        | WiFi Security Camera                  |
| Item Model Number                 | S-CW6443Q1                            |
| Indoor/Outdoor Usage              | Outdoor                               |
| Connectivity Technology           | Wired, Wi-Fi                          |
| Wireless Communication Technology | Wi-Fi (2.4GHz & 5GHz)                 |
| Power Source                      | Corded Electric (12 Volts, 5 Watts)   |
| Video Capture Resolution          | 1080p (1920x1080)                     |
| Effective Still Resolution        | 2 MP                                  |
| Frame Rate                        | 15 frames per second                  |
| Viewing Angle                     | 360 Degrees                           |
| Night Vision Range                | 30 Feet                               |
| Low Light Technology              | Night Color (Black Light Full Color)  |
| International Protection Rating   | IP65 (Water Resistant)                |
| Storage Type                      | Micro SD (up to 128GB), Cloud Storage |
| Alert Type                        | Human Detection                       |
| Special Feature                   | 2-Way Audio, AI Motion Tracking       |
| Control Method                    | App (WiODO)                           |
| Item Dimensions (L x W x H)       | 6.03 x 5.59 x 10 inches               |
| Item Weight                       | 1.68 pounds                           |

## 8. WARRANTY AND SUPPORT

Alaga provides reliable and advanced security products. For warranty information, technical support, or any inquiries regarding your Alaga Outdoor Security Camera S-CW6443Q1, please refer to the contact information provided in the Quick Start Guide included with your product or visit the official Alaga website.

