

ONGROK Small 2.0 | 4x6" (B08YXYHZW1)

ONGROK Carbon Technology Lockable Pouch User Manual

Model: Small 2.0 | 4x6"

1. PRODUCT OVERVIEW

The ONGROK Carbon Technology Lockable Pouch is designed for secure and odor-controlled storage of various items. It features a dual-layered construction with bamboo-derived activated carbon and a durable, waterproof poly fabric. The pouch is equipped with a sealed, waterproof zipper and an optional combination lock for enhanced security and discretion.



Figure 1.1: ONGROK Carbon Technology Lockable Pouch (Small 2.0)

2. KEY FEATURES

- **Advanced Odor Control:** Utilizes dual-layered premium activated carbon, derived from bamboo, to effectively trap and contain strong odors.
- **Waterproof Zipper:** Features an airtight, waterproof zipper for secure closure, eliminating the loud noise associated with Velcro.
- **Durable Construction:** Made from high-grade, waterproof poly fabric for long-lasting durability and protection against elements.
- **Organized Storage:** Includes internal mesh pockets and elastic webbing to provide multiple storage options and help keep contents organized.
- **Integrated Combination Lock:** Comes with a combination lock to secure the contents and deter unauthorized access.
- **Portable Design:** Discreet and compact, designed to be easily carried in bags or pockets.



Figure 2.1: Interior organization of the pouch with mesh pockets.



Figure 2.2: Detail of the integrated combination lock.

ongrok

**KEEPS STRONG ODORS FROM FOOD,
HERBS, SPICES & MORE INSIDE THE BAG**



Figure 2.3: Pouch demonstrating odor containment with contents.



Figure 2.4: Pouch easily fits into a bag.



Figure 2.5: Pouch held in hand, highlighting its portability.

Product Videos

Video 2.1: This video demonstrates the carbon-activated, waterproof, and lockable features of the ONGROK portable wallets, showcasing their various sizes and practical uses for secure and odor-free storage.

Video 2.2: This video highlights the carbon technology used in the ONGROK wallets, emphasizing their effectiveness in containing odors and their portable design for everyday use.

3. SETUP

Setting the Combination Lock

Your ONGROK Pouch comes with a pre-set combination of 0-0-0. To set your personal combination:

1. Ensure the lock is set to the current combination (factory default is 0-0-0).
2. Locate the small reset button or lever on the side or bottom of the lock. Use a pen or a pointed object to press and hold this button/lever.
3. While holding the reset button/lever, set your desired 3-digit combination by rotating the dials.

4. Release the reset button/lever. Your new combination is now set.
5. Test your new combination by scrambling the dials and then entering your new code to open the lock.

Important: Remember your combination. There is no master key or override for the lock. If you forget your combination, you may need to try all 1000 possible combinations or replace the lock.

4. OPERATING INSTRUCTIONS

Opening and Closing the Pouch

1. **To Open:** If locked, enter your 3-digit combination to release the zipper pulls. Once unlocked, grasp the zipper pulls and smoothly pull them apart to open the main compartment.
2. **To Close:** Align the two sides of the zipper. Grasp the zipper pulls and smoothly pull them together until the pouch is fully sealed.
3. **To Lock:** Once the pouch is fully zipped, insert the zipper pulls into the combination lock mechanism and scramble the dials to secure the contents.

Utilizing Internal Storage

- Use the main compartment for larger items.
- Place smaller accessories or items you wish to keep separate into the mesh pockets.
- Utilize the elastic webbing to secure pens, small tools, or other cylindrical items.

Odor Control Tips

- Ensure the zipper is fully closed and sealed to maximize odor containment.
- Avoid overfilling the pouch, as this can strain the zipper and compromise the seal.
- For best results, store items that produce strong odors in an additional sealed container before placing them in the pouch.

5. MAINTENANCE AND CARE

Cleaning the Pouch

- Wipe the exterior of the pouch with a damp cloth and mild soap if necessary.
- Do not machine wash or tumble dry.
- Air dry the pouch completely before storing or using.

Care for Carbon Lining and Zipper

- The activated carbon lining is designed for long-term odor absorption. Avoid harsh chemicals or

abrasive cleaning agents on the interior.

- Keep the zipper track clean and free of debris to ensure a smooth and airtight seal.

6. TROUBLESHOOTING

- **Odor Leakage:** Ensure the zipper is fully closed and sealed. Check for any damage to the zipper or fabric. Overfilling the pouch can also compromise the seal.
- **Lock Not Opening:** Verify that you are entering the correct 3-digit combination. Ensure the dials are precisely aligned with the indicator marks. If you have forgotten the combination, refer to the 'Setting the Combination Lock' section for guidance.
- **Zipper Stiffness:** If the zipper feels stiff, ensure the track is clean. Avoid forcing the zipper, as this can cause damage.
- **Water Penetration:** While the pouch is designed to be waterproof, it is not intended for submersion. Ensure the zipper is fully sealed and the pouch is not exposed to extreme water pressure.







7. SPECIFICATIONS

Attribute	Detail
Product Dimensions	4 x 4 x 6 inches
Item Weight	3.52 ounces
Material	1000D Waterproof Polyester, Non-Woven Fabric, Activated Carbon Fabric, Interior Mesh Lining
Closure Type	Durable, Waterproof Zipper with Combination Lock
Model	Small 2.0 4x6"
ASIN	B08YXYHZW1

8. WARRANTY AND SUPPORT

ONGROK is committed to providing high-quality products and exceptional customer service. For any questions, concerns, or support needs regarding your ONGROK Carbon Technology Lockable Pouch, please contact ONGROK customer support directly. Specific warranty details may vary; please refer to the product packaging or the official ONGROK website for the most current warranty information. For further assistance, visit the official ONGROK Store:[ONGROK Store on Amazon](#)

Related Documents - Small 2.0 | 4x6" (B08YXYHZW1)

 <p>A Complete Guide on How to Use the ONGROK Botanical Infuser</p> <p>Use all of Botanical Infuser's ready-to-use recipes to help you create delicious infused oils, butters, tinctures, and more. The recipes are easy to follow and the ingredients are readily available. The recipes are also easy to adapt to your own taste. The recipes are also easy to adapt to your own taste. The recipes are also easy to adapt to your own taste.</p> <p>How to Use the Botanical Infuser</p> <p>The Botanical Infuser is a simple and easy-to-use device that allows you to create delicious infused oils, butters, tinctures, and more. The recipes are easy to follow and the ingredients are readily available. The recipes are also easy to adapt to your own taste. The recipes are also easy to adapt to your own taste. The recipes are also easy to adapt to your own taste.</p> <p>How to Clean the Botanical Infuser</p> <p>The Botanical Infuser is a simple and easy-to-use device that allows you to create delicious infused oils, butters, tinctures, and more. The recipes are easy to follow and the ingredients are readily available. The recipes are also easy to adapt to your own taste. The recipes are also easy to adapt to your own taste. The recipes are also easy to adapt to your own taste.</p>	ONGROK Botanical Infuser: A Complete How-To Guide <p>Discover the ONGROK Botanical Infuser with this comprehensive guide. Learn how to use the herbal extractor for making infused oils, butters, tinctures, and more. Covers setup, operation, cleaning, specifications, and answers frequently asked questions.</p>																																																							
 <p>Osprey Mk 4 Body Armour</p> <p>Osprey Mk 4 Body Armour is a lightweight, modular body armour system designed for military and law enforcement use. It features a high level of protection and is easy to wear and maintain. The Osprey Mk 4 Body Armour is a modular system that can be configured to meet your specific needs. It is designed to be worn over a t-shirt and can be worn in a variety of ways. The Osprey Mk 4 Body Armour is a modular system that can be configured to meet your specific needs. It is designed to be worn over a t-shirt and can be worn in a variety of ways.</p>	Osprey Mk 4 Body Armour: User Care and Assembly Instructions <p>Comprehensive guide to the user care and assembly of the Osprey Mk 4 Body Armour, including parts identification, fitting instructions, and maintenance.</p>																																																							
 <p>Bumkins Small Snack Bag 2 Pack</p> <p>Bumkins Small Snack Bag 2 Pack offers reusable, durable, and washable food storage. Features include a zipper closure, top-rack dishwasher safety, and lightweight fabric. Ideal for snacks and lunches. Learn care instructions for keeping your bags in top condition.</p>	Bumkins Small Snack Bag 2 Pack - Reusable, Washable, Food Safe <p>Bumkins Small Snack Bag 2 Pack offers reusable, durable, and washable food storage. Features include a zipper closure, top-rack dishwasher safety, and lightweight fabric. Ideal for snacks and lunches. Learn care instructions for keeping your bags in top condition.</p>																																																							
 <p>Universal Zipper Pull Instructions</p> <p>I. Basic Product Information</p> <p>Universal Zipper Pull is a versatile zipper accessory that can be used on a variety of zippers. It is made of high-quality materials and is designed to be easy to use and maintain. The Universal Zipper Pull is a versatile zipper accessory that can be used on a variety of zippers. It is made of high-quality materials and is designed to be easy to use and maintain.</p> <p>II. Product Specifications and Parameters</p> <table><tr><th>Model</th><th>Material</th><th>Color</th><th>Size</th><th>Weight</th></tr><tr><td>ZIP-001</td><td>Aluminum</td><td>Silver</td><td>1.5" x 1.5"</td><td>0.5g</td></tr><tr><td>ZIP-002</td><td>Aluminum</td><td>Silver</td><td>1.5" x 1.5"</td><td>0.5g</td></tr><tr><td>ZIP-003</td><td>Aluminum</td><td>Silver</td><td>1.5" x 1.5"</td><td>0.5g</td></tr><tr><td>ZIP-004</td><td>Aluminum</td><td>Silver</td><td>1.5" x 1.5"</td><td>0.5g</td></tr><tr><td>ZIP-005</td><td>Aluminum</td><td>Silver</td><td>1.5" x 1.5"</td><td>0.5g</td></tr><tr><td>ZIP-006</td><td>Aluminum</td><td>Silver</td><td>1.5" x 1.5"</td><td>0.5g</td></tr><tr><td>ZIP-007</td><td>Aluminum</td><td>Silver</td><td>1.5" x 1.5"</td><td>0.5g</td></tr><tr><td>ZIP-008</td><td>Aluminum</td><td>Silver</td><td>1.5" x 1.5"</td><td>0.5g</td></tr><tr><td>ZIP-009</td><td>Aluminum</td><td>Silver</td><td>1.5" x 1.5"</td><td>0.5g</td></tr><tr><td>ZIP-010</td><td>Aluminum</td><td>Silver</td><td>1.5" x 1.5"</td><td>0.5g</td></tr></table> <p>III. Installation Steps</p> <p>1. Remove the zipper pull from the zipper.</p> <p>2. Insert the zipper pull into the zipper.</p> <p>3. Push the zipper pull down until it is fully seated.</p> <p>4. The zipper pull is now installed and ready to use.</p>	Model	Material	Color	Size	Weight	ZIP-001	Aluminum	Silver	1.5" x 1.5"	0.5g	ZIP-002	Aluminum	Silver	1.5" x 1.5"	0.5g	ZIP-003	Aluminum	Silver	1.5" x 1.5"	0.5g	ZIP-004	Aluminum	Silver	1.5" x 1.5"	0.5g	ZIP-005	Aluminum	Silver	1.5" x 1.5"	0.5g	ZIP-006	Aluminum	Silver	1.5" x 1.5"	0.5g	ZIP-007	Aluminum	Silver	1.5" x 1.5"	0.5g	ZIP-008	Aluminum	Silver	1.5" x 1.5"	0.5g	ZIP-009	Aluminum	Silver	1.5" x 1.5"	0.5g	ZIP-010	Aluminum	Silver	1.5" x 1.5"	0.5g	Universal Zipper Pull: Installation, Usage, and Care Guide <p>Comprehensive guide for the Universal Zipper Pull, including product information, specifications, installation steps, usage precautions, FAQ, and after-sales service. Learn how to easily attach and use this versatile zipper accessory.</p>
Model	Material	Color	Size	Weight																																																				
ZIP-001	Aluminum	Silver	1.5" x 1.5"	0.5g																																																				
ZIP-002	Aluminum	Silver	1.5" x 1.5"	0.5g																																																				
ZIP-003	Aluminum	Silver	1.5" x 1.5"	0.5g																																																				
ZIP-004	Aluminum	Silver	1.5" x 1.5"	0.5g																																																				
ZIP-005	Aluminum	Silver	1.5" x 1.5"	0.5g																																																				
ZIP-006	Aluminum	Silver	1.5" x 1.5"	0.5g																																																				
ZIP-007	Aluminum	Silver	1.5" x 1.5"	0.5g																																																				
ZIP-008	Aluminum	Silver	1.5" x 1.5"	0.5g																																																				
ZIP-009	Aluminum	Silver	1.5" x 1.5"	0.5g																																																				
ZIP-010	Aluminum	Silver	1.5" x 1.5"	0.5g																																																				
 <p>relaxdays</p> <p>Small Bamboo Sewing Box</p> <p>Relaxdays Small Bamboo Sewing Box is a compact and portable sewing kit. It includes all the tools and materials you need to sew. The box is made of high-quality bamboo and is designed to be easy to use and maintain. The Relaxdays Small Bamboo Sewing Box is a compact and portable sewing kit. It includes all the tools and materials you need to sew. The box is made of high-quality bamboo and is designed to be easy to use and maintain.</p>	Relaxdays Small Bamboo Sewing Box - User Manual & Safety Instructions <p>Comprehensive user manual and safety instructions for the Relaxdays Small Bamboo Sewing Box. Learn about setup, cleaning, maintenance, disposal, and contact information.</p>																																																							
 <p>G-Tech</p> <p>HEATED POUCH 4.0</p> <p>USER MANUAL</p>	G-Tech Heated Pouch 4.0 User Manual - Operation, Care, and Safety Guide <p>Comprehensive user manual for the G-Tech Heated Pouch 4.0. Learn how to charge, power on, set temperature, care for your pouch, and understand safety guidelines and warranty information.</p>																																																							

