

100 Mio. MX BLUE Noisy and noticeable Tactile (with click) > 50 Mio. MX BROWN Targeted and tangible Tactile (without click) > 100 Mio. MX RED Smooth and direct Linear (no click) > 100 Mio. MX SILENT RED Smooth and quiet Linear (no click & quiet) > 50 Mio. Advanced features for your gaming experience Whether you choose the MX BLACK, MX RED or CHERRY MX BROWN for your keyboard: CHERRY's patented Gold Crosspoint technology guarantees reliable contact performance, exemplary feedback and a flawless response speed regardless of the switch you choose. Multiple mechanical components under each key ensure a uniform feel. In addition, the CHERRY MX 2.0S keyboard offers all the useful features you would expect from a modern gaming keyboard: Full-N-Key rollover ensures that all keys can be pressed and read simultaneously. Incorrect inputs are avoided by anti-ghosting. The WIN key Lock helps prevent inadvertently executed Windows commands when you're in the middle of your game. The CHERRY button gives you one-touch access to the CHERRY website and CHERRY UTILITY software, which allows you to make RGB lighting settings, among other things. The CHERRY MX 2.0S keyboard is simple and does not require any unnecessary frills. The main focus is on functionality. If you want a high-quality product with original CHERRY MX switches and all the benefits of a good gaming keyboard, the MX 2.0S is a keyboard that you can rely on at any time: In game, in the office and at home."> 100 Mio. MX BLUE Noisy and noticeable Tactile (with click) > 50 Mio. MX BROWN Targeted and tangible Tactile (without click) > 100 Mio. MX RED Smooth and direct Linear (no click) > 100 Mio. MX SILENT RED Smooth and quiet Linear (no click & quiet) > 50 Mio. Advanced features for your gaming experience Whether you choose the MX BLACK, MX RED or CHERRY MX BROWN for your keyboard: CHERRY's patented Gold Crosspoint technology guarantees reliable contact performance, exemplary feedback and a flawless response speed regardless of the switch you choose. Multiple mechanical components under each key ensure a uniform feel. In addition, the CHERRY MX 2.0S keyboard offers all the useful features you would expect from a modern gaming keyboard: Full-N-Key rollover ensures that all keys can be pressed and read simultaneously. Incorrect inputs are avoided by anti-ghosting. The WIN key Lock helps prevent inadvertently executed Windows commands when you're in the middle of your game. The CHERRY button gives you one-touch access to the CHERRY website and CHERRY UTILITY software, which allows you to make RGB lighting settings, among other things. The CHERRY MX 2.0S keyboard is simple and does not require any unnecessary frills. The main focus is on functionality. If you want a high-quality product with original CHERRY MX switches and all the benefits of a good gaming keyboard, the MX 2.0S is a keyboard that you can rely on at any time: In game, in the office and at home." /> 100 Mio. MX BLUE Noisy and noticeable Tactile (with click) > 50 Mio. MX BROWN Targeted and tangible Tactile (without click) > 100 Mio. MX RED Smooth and direct Linear (no click) > 100 Mio. MX SILENT RED Smooth and quiet Linear (no click & quiet) > 50 Mio. Advanced features for your gaming experience Whether you choose the MX BLACK, MX RED or CHERRY MX BROWN for your keyboard: CHERRY's patented Gold Crosspoint technology guarantees reliable contact performance, exemplary feedback and a flawless response speed regardless of the switch you choose. Multiple mechanical components under each key ensure a uniform feel. In addition, the CHERRY MX 2.0S keyboard offers all the useful features you would expect from a modern gaming keyboard: Full-N-Key rollover ensures that all keys can be pressed and read simultaneously. Incorrect inputs are avoided by anti-ghosting. The WIN key Lock helps prevent inadvertently executed Windows commands when you're in the middle of your game. The CHERRY button gives you one-touch access to the CHERRY website and CHERRY UTILITY software, which allows you to make RGB lighting settings, among other things. The CHERRY MX 2.0S keyboard is simple and does not require any unnecessary frills. The main focus is on functionality. If you want a high-quality product with original CHERRY MX switches and all the benefits of a good gaming keyboard, the MX 2.0S is a keyboard that you can rely on at any time: In game, in the office and at home." />

Manuals+

[Q & A](#) | [Deep Search](#) | [Upload](#)

[manuals.plus](#) /

- › [CHERRY XTRFY](#) /
- › [Cherry Xtfy MX 2.0S Wired Gaming Mechanical Keyboard User Manual](#)

CHERRY XTRFY MX 2.0S

Cherry Xtfy MX 2.0S Wired Gaming Mechanical Keyboard User Manual

Model: MX 2.0S

INTRODUCTION

The CHERRY MX 2.0S wired keyboard is engineered for gaming, prioritizing functionality and the use of high-quality materials. It integrates the proven CHERRY MX technology within a timeless, minimalist design. This manual provides comprehensive information for the setup, operation, and maintenance of your keyboard, ensuring optimal performance.



Image: Top-down view of the Cherry Xtfy MX 2.0S wired gaming mechanical keyboard, showcasing its full layout and vibrant RGB backlighting across all keys. The keyboard is black with a subtle CHERRY logo in the top left corner.

KEY FEATURES

- **CHERRY MX2A Switches:** Equipped with gold crosspoint precision switches, offering reliable and comfortable typing. This model features MX2A Blue switches, known for their noisy and noticeable tactile feedback with a distinct click. They are designed for a 50 million keystroke lifespan.
- **RGB Lighting:** Features over 16 million colors with numerous integrated color games and effects. Customization is available via the free CHERRY UTILITY software.
- **Durable Keycaps:** Abrasion-resistant, laser-cut keycaps ensure that key labeling remains clear and readable even after prolonged use.
- **Full N-Key Rollover & Anti-Ghosting:** Guarantees that all keys can be pressed and registered simultaneously, preventing incorrect inputs.
- **WIN Key Lock:** A useful feature to prevent inadvertently executed Windows commands during gameplay.
- **CHERRY Button:** Provides one-touch access to the CHERRY website and the CHERRY UTILITY software for convenient settings adjustments.



Image: An angled view of the Cherry Xtfy MX 2.0S keyboard, highlighting the RGB lighting effects and the sleek profile of the keys. The keyboard is black, and the keycaps are illuminated with a rainbow of colors.

SETUP

1. **Unpacking:** Carefully remove the keyboard and any included accessories, such as the wrist rest, from the packaging.
2. **Connection:** Connect the USB-A cable from the keyboard to an available USB port on your PC. The keyboard is designed for plug-and-play functionality.
3. **Driver and Software Installation:** For basic functionality, no drivers are required. For advanced customization, including RGB lighting settings and key assignments, download the CHERRY UTILITY software from the official CHERRY website.
4. **Positioning:** Place the keyboard on a stable, flat surface. The tilt angle can be adjusted to your preference using the folding feet located on the underside of the keyboard.



Image: Side profile of the Cherry Xtfy MX 2.0S keyboard, showing its ergonomic angle and the subtle branding on the side. The keyboard is black and appears sturdy.

OPERATING INSTRUCTIONS

Basic Usage

The CHERRY MX 2.0S functions as a standard mechanical keyboard. Once connected, it is ready for immediate use for typing and general computer navigation.

RGB Lighting Control

The keyboard features extensive RGB lighting customization. You can cycle through various lighting modes and effects directly on the keyboard using specific function key combinations (refer to the keyboard's keycap legends for detailed shortcuts). For comprehensive control, including individual key color assignments, advanced lighting modes, and macro creation, utilize the CHERRY UTILITY software.

Special Functions

- **WIN Key Lock:** To prevent accidental activation of the Windows Start menu during gaming, press the Function (Fn) key in combination with the Windows key. Repeat this combination to re-enable the Windows key.
- **CHERRY Button:** A dedicated CHERRY button is provided for quick access to the official CHERRY website and the CHERRY UTILITY software, streamlining access to advanced settings and support.
- **N-Key Rollover & Anti-Ghosting:** These features are automatically active, ensuring that every keystroke is registered accurately and simultaneously, even when multiple keys are pressed rapidly or concurrently.

Your browser does not support the video tag.

Video: An official product video from CHERRY AMERICAS showcasing the features of the Cherry MX 2.0S Mechanical Keyboard, including its RGB lighting, durable keycaps, and N-Key rollover functionality.

MAINTENANCE

Cleaning

- Always disconnect the keyboard from your PC before performing any cleaning.
- Use a soft, lint-free cloth lightly dampened with water or a mild, non-abrasive cleaning solution to wipe down the keycaps and the keyboard chassis.
- For removing dust and debris from between the keys, use compressed air.
- Avoid using harsh chemicals, abrasive materials, or excessive moisture, as these can damage the keyboard's finish or internal components.

Storage

When not in use for extended periods, store the keyboard in a cool, dry environment, away from direct sunlight and extreme temperatures, to preserve its condition and longevity.

TROUBLESHOOTING

- **Keyboard not responding:** Ensure the USB cable is securely connected to both the keyboard and an active USB port on your PC. Try connecting to a different USB port. Restart your computer to refresh the connection.
- **Keys not registering:** Check for any physical obstructions or debris under the affected keycap. If using the CHERRY UTILITY software, ensure that no conflicting profiles or key reassignments are active.
- **RGB lighting issues:** Verify that the lighting is enabled and configured correctly via the keyboard's built-in shortcuts or through the CHERRY UTILITY software. Ensure the software is updated to the latest version.
- **Software not detecting keyboard:** Try reinstalling the CHERRY UTILITY software. Ensure your operating system is fully updated, as this can sometimes resolve connectivity issues.

SPECIFICATIONS

Feature	Detail
Brand	CHERRY XTRFY
Model	MX 2.0S
Connectivity Technology	USB-A (Wired)

Keyboard Description	Mechanical Gaming Keyboard
Switch Type	CHERRY MX2A Blue Switches (Tactile with click)
Number of Keys	105
Color	Black
Item Weight	2.42 pounds
Package Dimensions	17.87 x 7.52 x 1.93 inches
Compatible Devices	PC
Included Components	Keyboard, Wrist Rest



Image: The underside of the Cherry Xtfy MX 2.0S keyboard, displaying the product label with model information, serial number, and manufacturing details. The folding feet are also visible.

WARRANTY AND SUPPORT

For detailed warranty information, technical support, and service inquiries, please refer to the official CHERRY XTRFY website or contact their customer service department directly. It is recommended to retain your proof of purchase for any warranty claims.

You can also visit the official CHERRY XTRFY Store for additional resources and product information[CHERRY XTRFY Store](#)

ADDITIONAL PRODUCT VIEWS




Image: The Cherry Xtfy MX 2.0S keyboard integrated into a modern gaming setup, showcasing its RGB lighting in a low-light environment.










Image: A close-up view of a hand typing on the Cherry MX 2.0S keyboard, emphasizing the mechanical key switches and the subtle RGB glow from beneath the keycaps.

© 2024 CHERRY XTRFY. All rights reserved.

Related Documents - MX 2.0S

 <p>K5 PRO TMR COMPACT Gaming Keyboard</p>	<p>CHERRY XTRFY K5 PRO TMR COMPACT Gaming Keyboard Operating Manual</p> <p>Comprehensive operating manual for the CHERRY XTRFY K5 PRO TMR COMPACT gaming keyboard. Learn about setup, features, customization, safety, and troubleshooting.</p>
 <p>K4V2 QUICK START GUIDE • GUIDE DE DÉMARRAGE RAPIDE</p>	<p>Cherry XTRFY K4V2 Quick-Start Guide</p> <p>Quick-start guide for the Cherry XTRFY K4V2 keyboard, covering USB connection, keyboard settings adjustment, and manual download. Includes RGB LED lighting and media control shortcuts.</p>
	<p>CHERRY XTRFY MX 8.2 PRO TMR TKL Wireless Keyboard User Manual</p> <p>Comprehensive user manual for the CHERRY XTRFY MX 8.2 PRO TMR TKL Wireless Gaming Keyboard, covering setup, connectivity (USB, Bluetooth, 2.4 GHz wireless), key functions, software customization, troubleshooting, and technical specifications.</p>
 <p>K5V2 QUICK START GUIDE • GUIDE DE DÉMARRAGE RAPIDE</p>	<p>Cherry XTRFY K5V2 Quick Start Guide</p> <p>A concise guide to setting up and using the Cherry XTRFY K5V2 keyboard, covering USB connection, RGB illumination, and FN key functions for media, macros, and system controls. Includes instructions on downloading the full manual.</p>
	<p>CHERRY XTRFY MX 10.1 WIRELESS Mechanical Gaming Keyboard User Manual</p> <p>Comprehensive user manual for the CHERRY XTRFY MX 10.1 WIRELESS low-profile mechanical gaming keyboard, covering setup, connectivity (2.4 GHz, Bluetooth, USB), features, software, troubleshooting, and technical specifications.</p>
 <p>NGALE X</p>	<p>CHERRY XTRFY NGALE X Microphone Setup and Features Guide</p> <p>Comprehensive guide to setting up and using the CHERRY XTRFY NGALE X dynamic microphone, covering USB and XLR connections, audio controls, mute functions, RGB lighting, and EQ settings.</p>

