

TREBLAB C7-Pro

TREBLAB C7-Pro Wireless Bluetooth Headset User Manual

Model: C7-Pro

Brand: TREBLAB

INTRODUCTION

Thank you for choosing the TREBLAB C7-Pro Wireless Bluetooth Headset. This manual provides detailed instructions for setting up, operating, and maintaining your headset to ensure optimal performance and longevity. Designed for clear communication and extended comfort, the C7-Pro is ideal for professional use, home office, calls, and gaming.

WHAT'S INCLUDED

- TREBLAB C7-Pro Headphones
- Charging Stand
- USB / Type-C Charging Cable
- User Manual
- Quick Start Guide
- Warranty Card



The TREBLAB C7-Pro headset and its magnetic charging stand, along with the included USB-C cable, user manual, quick start guide, and warranty card.

PRODUCT OVERVIEW

Headset Components and Features

The TREBLAB C7-Pro headset is designed for comfort and clear audio. It features plush memory foam cushions, an adjustable headband, and a flexible microphone boom with noise-cancelling capabilities.

Comfort That Lasts All Day



**Plush Memory
Foam Cushions**



**Fully
Adjustable
Design**



**Soft
Protein
Leather**



An illustration highlighting the comfort features of the TREBLAB C7-Pro headset, including plush memory foam cushions, a fully adjustable design, and soft protein leather earcups.

Silence the Noise, Amplify the Clarity

AI Mic Noise Cancellation Algorithm
Advanced ENC Technology with MEMS Microphones



A visual representation of the TREBLAB C7-Pro's AI Mic Noise Cancellation Algorithm and Advanced ENC Technology with MEMS Microphones, designed to silence noise and amplify clarity during calls.

SETUP

Charging the Headset

Before first use, fully charge your TREBLAB C7-Pro headset. The included magnetic charging stand provides a convenient way to charge and store your headset.

1. Connect the USB Type-C charging cable to the charging stand and a power source (e.g., computer USB port, wall adapter).
2. Place the TREBLAB C7-Pro headset onto the magnetic charging stand. Ensure the charging contacts align.
3. The LED indicator on the stand will show charging status. A full charge takes approximately 2.5 hours.

Charge, Store, and Elevate Your Workspace

Magnetic connection for
secure placement

Compact desk
charging stand

Stylish and functional
for any environment



The TREBLAB C7-Pro headset placed on its compact desk charging stand, illustrating the magnetic connection for secure placement and a neat workspace.

Powering On/Off

To power on: Press and hold the Power button until the LED indicator lights up.

To power off: Press and hold the Power button until the LED indicator turns off.

Bluetooth Pairing

The TREBLAB C7-Pro uses Bluetooth 5.3 for stable wireless connectivity.

1. Ensure the headset is powered off.
2. Press and hold the Power button for approximately 5 seconds until the LED indicator flashes blue and red, indicating pairing mode.
3. On your device (smartphone, laptop, PC), enable Bluetooth and search for available devices.
4. Select "TREBLAB C7-Pro" from the list of devices.
5. Once connected, the LED indicator on the headset will flash blue slowly.



The TREBLAB C7-Pro headset and its charging stand, with icons indicating a 35 ft signal range, Bluetooth 5.3, and stable pairing.

OPERATING INSTRUCTIONS

Call Management

- **Answer/End Call:** Press the Multi-function Button (MFB) once.
- **Reject Call:** Press and hold the MFB for 2 seconds.
- **Mute/Unmute Microphone:** Press the Mute button on the microphone boom.

Music Playback

- **Play/Pause:** Press the MFB once.
- **Next Track:** Press and hold the Volume Up button.
- **Previous Track:** Press and hold the Volume Down button.

Volume Control

- **Increase Volume:** Press the Volume Up button.

- **Decrease Volume:** Press the Volume Down button.

Gaming Mode

The TREBLAB C7-Pro features a 65ms low-latency Gaming Mode for synchronized audio and visuals. To activate/deactivate Gaming Mode, please refer to the Quick Start Guide for specific button combinations.

Compatibility

The TREBLAB C7-Pro headset is widely compatible with various platforms and devices, including Zoom, Microsoft Teams, Skype, macOS, Windows, Android, and Apple devices.



A user wearing the TREBLAB C7-Pro headset during a virtual meeting, with logos indicating compatibility with Zoom, Google Meet, Microsoft Teams, Skype, macOS, Windows, and Apple operating systems.

MAINTENANCE

Cleaning

Regularly clean your headset to maintain hygiene and performance.

- Use a soft, dry, lint-free cloth to wipe the ear cushions and headband.
- For stubborn dirt, slightly dampen the cloth with water. Avoid using harsh chemicals or abrasive materials.
- Ensure no liquid enters the speaker grilles or microphone opening.

Storage

When not in use, store the headset on its charging stand or in a cool, dry place away from direct sunlight and extreme temperatures.

TROUBLESHOOTING

Problem	Possible Cause	Solution
Headset does not power on.	Low battery.	Charge the headset fully.
Cannot pair with device.	Headset not in pairing mode; Device Bluetooth off; Too far from device.	Ensure headset is in pairing mode (flashing blue/red); Turn on Bluetooth on your device; Move headset closer to device (within 35 ft).
No sound or poor sound quality.	Volume too low; Incorrect audio output selected; Interference.	Increase volume on headset and device; Select TREBLAB C7-Pro as audio output; Move away from other wireless devices.
Microphone not working.	Microphone muted; Incorrect input device selected.	Unmute microphone; Select TREBLAB C7-Pro as audio input device in your system settings.

SPECIFICATIONS

Feature	Detail
Model Name	C7-Pro
Connectivity Technology	Wireless (Bluetooth 5.3)
Bluetooth Range	10 Meters (35 Feet)
Audio Driver Size	40 Millimeters
Battery Life	Up to 45 Hours
Charging Time	2.5 Hours
Audio Latency	65 Milliseconds (Gaming Mode)
Microphone Sensitivity	-38 dB
Water Resistance Level	IPX4 Water Resistant
Item Weight	185 Grams (6.5 ounces)
Material	Plastic






Feature	Detail
Compatible Devices	Cellphones, Gaming Consoles, Telephones, Laptops, Desktops
Recommended Uses	Office Meetings, Calling, Gaming

WARRANTY AND SUPPORT

For warranty information and technical support, please refer to the included Warranty Card or visit the official TREBLAB website. You can also contact TREBLAB customer service for assistance.

Official TREBLAB Store: [TREBLAB Amazon Store](#)

Related Documents - C7-Pro

	<p>TREBLAB C7 Wireless Headset User Manual</p> <p>User manual for the TREBLAB C7 wireless headset, covering setup, operation, troubleshooting, safety, and specifications.</p>
	<p>TREBLAB C7-Pro Wireless Headset User Manual</p> <p>User manual for the TREBLAB C7-Pro wireless headset, covering setup, features, troubleshooting, and safety information.</p>
	<p>TREBLAB C7 Wireless Headphones User Manual</p> <p>Comprehensive user manual for the TREBLAB C7 wireless headphones, covering setup, operation, troubleshooting, safety, and specifications.</p>
	<p>TREBLAB X3-Pro Wireless Earbuds User Manual</p> <p>Comprehensive user manual for the TREBLAB X3-Pro wireless earbuds, covering setup, pairing, audio playback, call management, gaming mode, troubleshooting, cleaning, safety, and specifications.</p>
	<p>TREBLAB X8 True Wireless Earbuds User Manual</p> <p>Comprehensive user manual for the TREBLAB X8 True Wireless Earbuds, detailing features like Active Noise Cancelling, Bluetooth 5.4, IPX5 waterproofing, 40-hour playtime, and dual ENC mics for optimal audio and comfort during sports and travel.</p>



[TREBLAB X3 Pro Wireless Earphones User Manual](#)

User manual for the TREBLAB X3 Pro wireless earphones, covering setup, functions, charging, pairing, troubleshooting, safety, and specifications.