

[Manuals.plus](#) /

> [Xiaomi](#) /

> [Xiaomi Power Bank 4i 20000mAh User Manual](#)

## Xiaomi PB2030IN

# Xiaomi Power Bank 4i 20000mAh User Manual

Model: PB2030IN

## 1. INTRODUCTION

---

Thank you for choosing the Xiaomi Power Bank 4i 20000mAh. This high-capacity portable charger is designed to provide reliable power backup for a wide range of electronic devices, including smartphones, tablets, wearables, and more. Featuring 33W fast charging, triple output ports, and advanced safety protections, it ensures efficient and secure charging on the go. Please read this manual carefully before use to ensure proper operation and maintenance.

## 2. PRODUCT OVERVIEW

---

The Xiaomi Power Bank 4i is equipped with multiple ports and indicators for convenient use.

# Top selling Powerbanks on amazon.in\*



\*As per Amazon bestseller rankings available at  
<https://www.amazon.in/gp/bestsellers/electronics/6412025031/>

Image: Front view of the Xiaomi Power Bank 4i, showcasing its sleek, classic black design.

## Components:

- **Power Button:** Used to check battery level and activate low power mode.
- **LED Indicators:** Four small LED lights indicating the remaining battery capacity.
- **USB-A Output Ports (x2):** Standard USB ports for charging devices.
- **USB-C Port (Input/Output):** Versatile port for both charging the power bank and charging devices with Power Delivery (PD) support.
- **Micro-USB Input Port:** Dedicated port for charging the power bank.

# Robust Design



Crafted from durable PC+ABS material for enhanced strength and reliability.

Image: Close-up view of the Xiaomi Power Bank 4i showing the USB-A, USB-C, and Micro-USB ports.

## 3. SETUP

---

### Initial Charging:

Before first use, it is recommended to fully charge your Xiaomi Power Bank 4i. Connect the power bank to a power adapter using either the USB-C port or the Micro-USB port. The LED indicators will light up to show the charging progress. All four LEDs will be solid when fully charged.

### What's in the Box:

- Xiaomi Power Bank 4i 20000mAh
- USB-A to USB-C Charging Cable
- User Manual (this document)

## 4. OPERATING INSTRUCTIONS

---

#### 4.1. Checking Battery Level:

Press the power button once to check the remaining battery level. The LED indicators will illuminate:

- One LED: 0-25%
- Two LEDs: 25-50%
- Three LEDs: 50-75%
- Four LEDs: 75-100%

#### 4.2. Charging the Power Bank:

Connect the power bank to a wall charger using a USB-C cable (via the USB-C port) or a Micro-USB cable (via the Micro-USB port). The power bank supports 33W fast charging via its Type-C input. The LED indicators will blink during charging and remain solid when fully charged.

## 20000mAh Extra-long Battery



Xiaomi 13 Pro **3.4** times  
Full Charge



iPhone 15 Pro Max **3.3** times  
Full Charge



Redmi Note 13 **3.3** times  
Full Charge



Image: The Xiaomi Power Bank 4i connected to a wall adapter via its Type-C port for charging.

#### 4.3. Charging External Devices:

Connect your device to one of the power bank's output ports (USB-A or USB-C) using an appropriate charging

cable. The power bank will automatically begin charging your device. It supports simultaneous charging of up to three devices.

## Two-way Fast Charge

Type-C input and output

 Power Delivery

 Quick Charge 3.0



Image: The Xiaomi Power Bank 4i simultaneously charging a smartphone, a gaming console, and earbuds.

The power bank features Smart Power Delivery (PD) 3.0 for optimized charging and Quick Charge (QC) 3.0 support for compatible devices.

#### 4.4. Low Power Discharge Mode:

For charging low-power devices such as Bluetooth earbuds, smartwatches, or fitness bands, activate the low power discharge mode. Double-click the power button to enter this mode. The LED indicators will blink sequentially to confirm activation. To exit low power mode, press the power button once.

## Suitable for Air Travel

With 12-layer Safety Protection



Image: The Xiaomi Power Bank 4i with various low-power devices like earbuds and a smartwatch, illustrating its low power discharge mode capability.


### 5. SAFETY FEATURES

The Xiaomi Power Bank 4i incorporates an advanced 12-layer protection system to ensure safe and reliable operation for both the power bank and your connected devices.

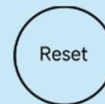
## 12-layer Safety Protection Tested for Indian Standards



Overheat protection  
(Ideal temperature: 0-35°C)



Short-circuit  
protection



Reset  
protection



Input overvoltage  
protection



Input overcurrent  
Protection



Output overcurrent  
protection



Output overvoltage  
protection



Overcharge and  
overdischarge protection



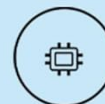
Overcurrent and  
short-circuit protection



Metal foreign object  
detection



Electrostatic  
Protection



Chip Thermal  
Shutdown

Image: Diagram illustrating the 12-layer safety protection features of the Xiaomi Power Bank 4i, including overheat, short-circuit, over-voltage, and overcurrent protection.

- **Overheat Protection:** Prevents damage from excessive temperatures.
- **Short-circuit Protection:** Automatically cuts off power in case of a short circuit.
- **Reset Protection:** Allows for easy reset in case of malfunction.
- **Input Overvoltage Protection:** Safeguards against high input voltage.
- **Input Overcurrent Protection:** Protects against excessive input current.
- **Output Overcurrent Protection:** Prevents damage from excessive output current.
- **Output Overvoltage Protection:** Safeguards connected devices from high output voltage.
- **Overcharge and Overdischarge Protection:** Extends battery lifespan by preventing overcharging and deep discharging.
- **Overcurrent and Short-circuit Protection:** Dual protection for enhanced safety.
- **Metal Foreign Object Detection:** Detects and prevents issues from foreign objects in ports.
- **Electrostatic Protection:** Protects against electrostatic discharge.
- **Chip Thermal Shutdown:** Automatically shuts down the chip if it overheats.

## 6. COMPATIBILITY

---

The Xiaomi Power Bank 4i offers universal compatibility, designed to charge a wide array of devices. This includes, but is not limited to:

- Smartphones (Android, Apple)
- Tablets
- Earbuds and Headphones
- Fitness Bands and Smartwatches
- Portable Gaming Devices
- Other USB-powered electronic devices




Image: The Xiaomi Power Bank 4i shown alongside various compatible devices such as a smartphone, earbuds, and a smartwatch, highlighting its broad compatibility.

## 7. MAINTENANCE

---

- Store the power bank in a cool, dry place away from direct sunlight and extreme temperatures.
- Avoid dropping or subjecting the power bank to strong impacts.
- Do not disassemble, repair, or modify the device.
- Clean the surface with a soft, dry cloth. Do not use harsh chemicals or abrasive materials.

- Charge the power bank at least once every three months if not in regular use to maintain battery health.

## 8. TROUBLESHOOTING

Problem	Possible Cause	Solution
Power bank not charging	Loose cable connection; faulty cable/adaptor; power bank battery depleted.	Ensure cables are securely connected. Try a different cable or power adaptor. Allow power bank to charge for a few minutes.
Device not charging from power bank	Power bank battery depleted; incorrect cable; device not compatible; power bank in low power mode for high-power device.	Check power bank battery level. Use the correct charging cable for your device. Ensure device is compatible. Exit low power mode if charging a standard device.
Slow charging	Using a non-fast charging adapter/cable; charging multiple devices simultaneously; device not supporting fast charging.	Use a 33W PD compatible adapter and cable for optimal charging speed. Charging multiple devices may reduce individual charging speeds.
Power bank gets warm during use	Normal operation during fast charging or heavy load.	This is normal. If it becomes excessively hot, disconnect and allow it to cool down. The 12-layer protection system will prevent overheating damage.

## 9. SPECIFICATIONS

Feature	Detail
Model Number	PB2030IN
Battery Capacity	20000 mAh
Charging Power	33W Super Fast Charging (PD, QC 3.0)
Input Ports	USB Type-C, Micro-USB
Output Ports	2 x USB-A, 1 x USB Type-C
Dimensions	18.9 x 9.7 x 3.2 cm
Weight	440 g
Special Features	Triple Port Charging, Short Circuit Protection, 33W Fast Charging, Low Power Discharge Mode
Country of Origin	India

## 10. WARRANTY AND SUPPORT

---

Xiaomi products are manufactured to the highest quality standards. For warranty information, please refer to the warranty card included with your product or visit the official Xiaomi India website.

### **Customer Support:**

For any assistance, technical support, or service inquiries, please contact Xiaomi Customer Service:

- **Phone:** 1800 103 6286 (Available from 9 AM to 9 PM)
- **Email:** [Service.in@xiaomi.com](mailto:Service.in@xiaomi.com)

You can also visit authorized Xiaomi Service Centres for repairs and assistance.