

Oclean OcleanEaseBlue

Oclean Ease Portable Sonic Electric Toothbrush Instruction Manual

Model: OcleanEaseBlue

1. INTRODUCTION

Thank you for choosing the Oclean Ease Portable Sonic Electric Toothbrush. This manual provides essential information for the safe and effective use of your new toothbrush. Please read it thoroughly before first use and keep it for future reference.

2. PACKAGE CONTENTS

Upon unboxing, please verify that all items listed below are present and in good condition:

- Oclean Ease Electric Toothbrush Handle
- 3 x Easy Clean Brush Heads
- 1 x 2-in-1 Dust Cover / Travel Case
- 1 x USB Type-C Charging Cable
- 1 x Wall Mount Holder
- User Manual (this document)



Image: The Oclean Ease Electric Toothbrush package contents, including the toothbrush handle, three brush heads, the 2-in-1 dust cover, and the wall mount.

3. PRODUCT FEATURES

- **Portable 2-in-1 Dust Cover:** Functions as a protective travel case and a handle for daily use.

Portable **2 en 1** Couvercle anti-poussière


Étui de
voyage portable




Poignée pour une
utilisation quotidienne

Image: The Oclean Ease toothbrush demonstrating its 2-in-1 dust cover, which can be used as a portable travel case or as an extended handle for daily brushing.

- **Long Battery Life & Fast Charging:** Up to 120 days of use on a single 2-hour USB Type-C charge.

Autonomie de **120** jours **2** heures de charge rapide Type-C



Image: The Oclean Ease toothbrush being placed into a backpack, illustrating its portability, with an inset showing the USB Type-C charging port.

- **Efficient Sonic Cleaning:** Micro-vibrations up to 66,000 times per minute for effective plaque removal.

Efficace et doux Élimine la plaque dentaire



Image: A close-up view of the Oclean Ease brush head with its bristles effectively cleaning teeth, highlighting its gentle yet powerful plaque removal.

- **Smart Timer:** 2-minute brushing timer with 30-second zone reminders.

Minuterie intelligente pour de meilleures habitudes de brossage

2 minutes
Minuterie

30 s
Rappel



Image: The Oclean Ease toothbrush illustrating its smart timer feature, showing a 2-minute timer and 30-second zone reminders for optimal brushing habits.

- **Two Brushing Modes:** Gentle and Clean modes for personalized brushing experience.
- **IPX7 Waterproof:** Fully washable and safe for use in the shower.

Résistant à l'eau
IPX7



Image: The Oclean Ease toothbrush with water droplets on its surface, demonstrating its IPX7 waterproof rating, making it safe for use in wet environments.

- **Diamond-Shaped Bristles:** Designed for deep cleaning between teeth and gentle on gums.

Poils en forme de diamant

Nettoyage efficacement
entre les dents





Image: A magnified view of the Oclean Ease brush head's diamond-shaped bristles, designed for effective cleaning in between teeth.

- **Soft Rubber Coating & Tongue Cleaner:** For comfortable brushing and comprehensive oral hygiene.

Doux pour les gencives Efficace pour la plaque dentaire



Poils en forme
de diamant



Revêtement en
caoutchouc souple



Nettoyeur de
langue délicat

Image: An illustration detailing the Oclean Ease brush head's features, including diamond-shaped bristles, soft rubber coating, and a delicate tongue cleaner.

- **Wall Mount:** Convenient storage solution.

Peu encombrant Support mural



Image: The Ocliclean Ease toothbrush neatly stored on its included wall mount, demonstrating a space-saving and convenient storage option.

4. SETUP

4.1 Charging the Toothbrush

1. Connect the USB Type-C charging cable to the charging port at the bottom of the toothbrush handle.
2. Plug the other end of the USB cable into a compatible USB power adapter (not included) or a computer USB port.
3. The indicator light on the toothbrush will illuminate to show charging status. A full charge takes approximately 2 hours.
4. Once fully charged, the indicator light will change or turn off (refer to the specific light behavior in the [Specifications](#) section).

4.2 Attaching the Brush Head

1. Align the brush head with the metal shaft on the toothbrush handle.
2. Push the brush head down firmly until it clicks into place. Ensure it is securely attached.

4.3 Using the Dust Cover / Travel Case

- **For Travel:** Place the brush head and handle inside the transparent cover for protection during travel.
- **For Daily Use:** The transparent cover can be attached to the bottom of the handle to extend its length, providing a more comfortable grip.

4.4 Installing the Wall Mount

- Clean the desired wall surface thoroughly.
- Remove the protective film from the adhesive backing of the wall mount.
- Press the wall mount firmly onto the clean surface and hold for a few seconds to ensure adhesion.
- Allow the adhesive to set for at least 24 hours before hanging the toothbrush.

5. OPERATING INSTRUCTIONS

5.1 Brushing Your Teeth

1. Wet the brush head and apply a small amount of toothpaste.
2. Place the brush head against your teeth at a slight angle towards the gumline.
3. Press the power button to turn on the toothbrush. It will start in the last used mode.
4. Gently move the brush head slowly across each tooth surface, allowing the sonic vibrations to clean. Do not scrub.
5. The toothbrush will pause briefly every 30 seconds to indicate it's time to move to the next quadrant of your mouth.
6. After 2 minutes, the toothbrush will automatically turn off, signaling the completion of the recommended brushing time.
7. To change brushing modes, press the power button again within 5 seconds of turning it on. Cycle through the "Gentle" and "Clean" modes.

5.2 Brushing Modes

- **Gentle Mode:** Ideal for sensitive teeth and gums, or for initial use. Provides a softer vibration.
- **Clean Mode:** Standard mode for effective daily cleaning and plaque removal. Provides stronger vibrations.

6. MAINTENANCE

6.1 After Each Use

1. Rinse the brush head thoroughly under running water while the toothbrush is still on, to remove any remaining toothpaste or debris.
2. Turn off the toothbrush.
3. Remove the brush head and rinse both the brush head and the metal shaft of the handle separately.
4. Wipe the handle dry with a soft cloth.
5. Store the toothbrush upright in a dry place, or on its wall mount.

6.2 Replacing the Brush Head

It is recommended to replace the brush head every 3 months, or sooner if the bristles become splayed or worn. To replace:

1. Pull the old brush head straight off the handle.
2. Align the new brush head with the metal shaft and push down firmly until it clicks into place.

6.3 Cleaning the Handle

Wipe the handle with a damp cloth. Do not use abrasive cleaners or harsh chemicals. The handle is IPX7 waterproof, allowing for rinsing under running water, but avoid prolonged submersion.

7. TROUBLESHOOTING

Problem	Possible Cause	Solution
Toothbrush does not turn on.	Battery is depleted.	Charge the toothbrush for at least 2 hours.
Weak vibration.	Low battery. Incorrect mode selected.	Charge the toothbrush. Switch to "Clean" mode.
Brush head feels loose.	Brush head not properly attached. Worn brush head.	Remove and re-attach the brush head firmly. Replace the brush head if worn.
Indicator light not working.	Toothbrush fully charged or not charging.	Ensure the charging cable is securely connected. If fully charged, the light may turn off.

If the problem persists after trying the above solutions, please contact Oclean customer support.

8. SPECIFICATIONS

Model Name	OcleanEaseBlue
Brand	Oclean
Dimensions (L x W x H)	21.8 x 2.4 x 2.4 cm
Weight	112 grams
Power Source	Battery Powered (1 Lithium-ion, included)
Charging Time	Approx. 2 hours (USB Type-C)
Battery Life	Up to 120 days
Vibration Frequency	Up to 66,000 times per minute
Brushing Modes	2 (Gentle, Clean)
Timer	2-minute auto-off, 30-second quadrant reminder
Waterproof Rating	IPX7
Brush Head Type	Diamond-shaped bristles
Included Brush Heads	3
Age Range	Adult

9. SAFETY WARNINGS

- Keep out of reach of children.
- Do not use replacement brush heads as toys.
- Do not disassemble, repair, or modify the product.
- Do not immerse the charging cable or adapter in water or other liquids.
- If the product is damaged, especially the power cord or plug, do not use it. Contact customer support.
- Do not use this product for purposes other than oral hygiene.
- Consult your dentist before use if you have severe periodontal disease or oral surgery.
- Do not share brush heads with others for hygiene reasons.

10. WARRANTY AND SUPPORT

Oclean products come with a standard manufacturer's warranty. For detailed warranty information, including duration and coverage, please refer to the warranty card included in your product packaging or visit the official Oclean website.

For technical support, troubleshooting assistance, or to inquire about replacement parts, please contact Oclean customer service through their official website or the contact information provided in your product documentation.

Please retain your proof of purchase for warranty claims.

© 2024 Oclean. All rights reserved.

Related Documents - OcleanEaseBlue

Oclean Ease Rechargeable Electric Toothbrush

Easy Clean on the Go

Designed for the go-forward of travel, the Oclean Ease Rechargeable Electric Toothbrush is a compact, portable, and easy-to-use device that provides a superior brushing experience. It features a dustproof lid design, a long battery life, and advanced cleaning technology. The device is available in two colors: blue and orange.

Cleaning Performance

Item	Specification
Brush Head	30,000 VPM (Vibrations Per Minute)
Brush Head Type	Soft Bristles
Brush Head Size	2.5cm
Brush Head Material	Medical Grade Plastic

Charging and Battery Life

Item	Specification
Charging Time	2-3 hours
Battery Life	Up to 120 days (at 2 minutes per use)
Charging Port	USB-C
Charging Cable	Not included
Charging Case	Not included
Charging Case Material	Medical Grade Plastic

Design

Item	Specification
Material	Medical Grade Plastic
Weight	25g
Dimensions	10.5cm x 2.5cm x 2.5cm
Color	Blue, Orange

Patient's Experience

Item	Specification
Screen Function	Not included
Screen Material	Medical Grade Plastic
Screen Size	2.5cm
Screen Resolution	Not included
Screen Color	Blue, Orange
Screen Material	Medical Grade Plastic
Screen Size	2.5cm
Screen Resolution	Not included
Screen Color	Blue, Orange

Waterproof

Item	Specification
Waterproof	IPX7

Accessories






Item	Specification
Accessories	Not included

Connectivity

Item	Specification
Connectivity	Not included

Oclean Ease Rechargeable Electric Toothbrush Product Overview

Explore the Oclean Ease Rechargeable Electric Toothbrush, a premium oral hygiene device. Discover its unique dustproof lid design, exceptional 120-day battery life, and advanced cleaning technology. Featuring smart timers, multiple modes, and IPX7 waterproofing, the Oclean Ease ensures effective and gentle plaque removal. Learn about its specifications, charging, design, and connectivity options for a superior brushing experience.

 <p>X Pro Elite User Manual • Uživatelský manuál • Uživatelský manuál • Руководство пользователя</p>	<p>Ocliclean X Pro Elite User Manual: Smart Sonic Electric Toothbrush Guide</p> <p>User manual for the Ocliclean X Pro Elite smart sonic electric toothbrush. Covers setup, operation, safety, charging, maintenance, specifications, and warranty information.</p>
 <p>Air 2 User Manual • Uživatelský manuál • Uživatelský manuál • Руководство пользователя</p>	<p>Ocliclean Air 2 Sonic Electric Toothbrush User Manual</p> <p>User manual for the Ocliclean Air 2 Sonic Electric Toothbrush, detailing its features, operation, safety, maintenance, and troubleshooting. Imported by Alza.cz a.s.</p>
 <p>Ocliclean Uživatelský manuál • Руководство пользователя</p>	<p>Ocliclean X Pro 20 WiFi Smart Sonic Electric Toothbrush User Manual</p> <p>Comprehensive user manual for the Ocliclean X Pro 20 WiFi Smart Sonic Electric Toothbrush, covering safety guidelines, usage instructions, brush head care, charging, product specifications, and regulatory information.</p>
	<p>Ocliclean P100-04 Electric Toothbrush User Manual</p> <p>User manual for the Ocliclean P100-04 Sonic Electric Toothbrush, providing instructions, safety notices, and product specifications.</p>
	<p>Ocliclean Smart Sonic Electric Toothbrush User Manual</p> <p>User manual for the Ocliclean Smart Sonic Electric Toothbrush, model Y2087. Provides instructions on first-time use, app installation and settings, direct use, brushing plans, charging, and warranty information.</p>