

GAIOUS Tall 2Drawer B

GAIOUS Steel Armoire Wardrobe Closet Instruction Manual

MODEL: TALL 2DRAWER B

Thank you for choosing GAIOUS. Please read this manual carefully before assembly and use.

Important Safety Information

Always secure the cabinet to the wall using the provided hardware to prevent tipping. Be cautious of pinch points during assembly and use. Do not overload the shelves or drawers beyond their weight limit. Each shelf can withstand a weight of 180 LBS.

1. Product Overview

The GAIOUS Steel Armoire Wardrobe Closet is a durable and versatile storage solution. Constructed from thickened cold-rolled steel plates with an electrostatic powder spraying technology, it is designed to be scratch-resistant, wear-resistant, and easy to clean. Its spacious design includes a hanging rod, an adjustable shelf, and two drawers, offering flexible storage for various items.




Figure 1: GAIIOUS Steel Armoire Wardrobe Closet (Black, 2 Drawer Model)

This metal wardrobe cabinet measures 71" H x 31.5" W x 17.71" D, providing ample storage space. It features a partition design with dedicated areas for hanging clothes, general storage, and drawer storage. The powder-coated finish ensures durability and ease of maintenance.

LARGE SPECIFICATION COLD-ROLLED STEEL

Made of high-quality cold-rolled steel plates that are sturdy, durable, and not easily deformed



Electrostatic Powder Spraying Technology



waterproof



odorless



easy to clean



sturdy

PARTIAL USAGE SCENE

Living Room



Bathroom



Bedroom



Cloak Room



Figure 2: High-quality cold-rolled steel construction and versatile usage scenarios.

2. Package Contents

Please ensure all accessories are present before beginning assembly.

- Doors
- Drawers
- Hanging Rod
- Shelves
- User Manual
- All necessary hardware for assembly

GAIOUS Wardrobe Cabinet

Clean, tidy, beautiful, elegant,
enjoy a good life!



Waterproof



High capacity



Durable



Easy to clean



Figure 3: Unpacked components and hardware.

3. Assembly Instructions

The GAIOUS Steel Armoire Wardrobe Closet is a detachable structure that requires assembly. The included installation instructions will guide you through the process. For a visual guide, please refer to the installation video below.

Your browser does not support the video tag.

Video 1: Detailed installation guide for the 2-door metal wardrobe with drawers.

Key Assembly Steps:

1. **Unpack and Identify Parts:** Lay out all components and hardware. Match them with the labels in the instruction manual.
2. **Assemble the Base:** Connect the bottom panels and side frames using the provided screws.
3. **Attach Side Panels:** Secure the main side panels to the base.
4. **Install Back Panels:** Slide or screw the back panels into place.
5. **Insert Shelves and Rod:** Place the adjustable shelf at your desired height using the shelf pins. Install the hanging rod.
6. **Assemble Drawers:** Construct the two drawers and install the smooth metal slide rails.
7. **Attach Doors:** Mount the two doors, ensuring the magnetic closures align for a tight seal.
8. **Install Handles:** Secure the golden handles to the doors and drawers.
9. **Attach Leveling Feet:** Screw in the 4 adjustable height balancing feet to ensure stability on uneven surfaces.
10. **Secure to Wall (Anti-Tipping):** Utilize the anti-tipping design by installing the standing wardrobe on the wall using the two reserved holes on the back. This prevents tilting due to heavy objects or strong dragging, protecting safety.

ANTI TIPPING DESIGN FOR SAFER USE




Figure 4: Anti-tipping design for enhanced safety.

4. Operating Instructions

The GAIIOUS Steel Armoire is designed for versatile and convenient storage.

- **Hanging Rod:** Use the sturdy hanging rod to store longer items such as dresses, suits, and pants, keeping them wrinkle-free.
- **Adjustable Shelf:** The wardrobe includes one adjustable shelf. You can easily reposition it to accommodate items of various sizes, from folded clothes to storage boxes.
- **Drawers:** The two integrated drawers provide private storage for smaller items like underwear, socks, toys, or accessories. They feature high-quality smooth metal slide rails for easy opening and closing.
- **Magnetic Door Closures:** Each door is equipped with 2 strong magnets to ensure a tight and secure closure, keeping your belongings safely stored.
- **Adjustable Leveling Feet:** The 4 adjustable height balancing feet allow you to stabilize the cabinet on uneven ground, preventing wobbling.

PERSONALIZED STORAGE SPACE

One adjustable height shelf



Figure 5: Personalized storage space with adjustable shelf and drawers.

HIGH QUALITY SMOOTH METAL SLIDE RAIL



3 Second installation
Unobstructed drawing 30000 times

Figure 6: Smooth metal slide rail for effortless drawer operation.

Your browser does not support the video tag.

Video 2: Product display showcasing the features and functionality of the wardrobe.

5. Maintenance

The electrostatic powder spraying technology applied to the wardrobe makes it scratch-resistant, wear-resistant, and easy to clean. Simply wipe with a damp cloth to remove dust or spills. Avoid using harsh abrasive cleaners that could damage the finish.

6. Specifications

Feature	Detail
Brand	GAIOUS

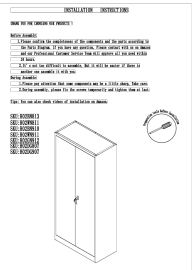

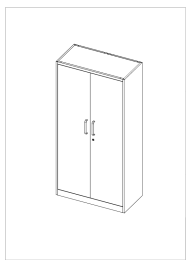

Feature	Detail
Model Name	Tall 2Drawer B
Product Dimensions	17.71"D x 31.5"W x 71"H
Material	Steel
Color	Black
Weight Limit (per shelf)	180 Pounds
Special Features	Adjustable Feet, Adjustable Shelf, Anti-Tipping, Removable Shelf, Rust Resistant
Mounting Type	Floor Mount
Included Components	Doors, Drawers, Hanging Rod, Shelves, User Manual
Finish Type	Powder Coated
Assembly Required	Yes

7. Warranty and Support

For any questions or assistance, please contact the GAIIOUS customer support team. We are committed to providing professional services within 24 hours.

This product is returnable until January 31, 2026, offering a refund or replacement as per policy.

Related Documents - Tall 2Drawer B

	<p>Installation Instructions for Tall Metal Storage Cabinet</p> <p>Step-by-step assembly guide for the INTERGREAT Tall Metal Storage Cabinet with 4 adjustable shelves and 2 locking doors. Includes parts list and assembly diagrams.</p>
	<p>Winston Porter Tall Storage Cabinet Assembly Instructions</p> <p>Detailed assembly instructions for the Winston Porter Tall Storage Cabinet, featuring two doors and multiple drawers. Includes part list, hardware list, and step-by-step guidance for assembly.</p>
	<p>PEUKC Metal Garage Storage Cabinet Assembly Instructions</p> <p>Detailed assembly instructions for the PEUKC Metal Garage Storage Cabinet, a 71-inch tall cabinet with adjustable shelves and locking doors. Includes a list of parts and step-by-step guidance for assembly.</p>
	<p>Assembly Instructions for Lark Manor SRCN6050 Tall Bathroom Storage Cabinet</p> <p>Detailed step-by-step assembly instructions for the Lark Manor SRCN6050 tall bathroom storage cabinet, featuring two doors and drawers. Includes a comprehensive parts list and visual guidance for easy construction.</p>
	<p>Lark Manor Tall Bathroom Storage Cabinet Assembly Instructions</p> <p>Detailed assembly instructions for the Lark Manor Tall Bathroom Storage Cabinet, including part lists, hardware lists, and step-by-step guidance for building your cabinet.</p>

07XJ01G1
750XJ01



VERSION 2.0



[Hoobro 07XJ01G1 750XJ01 8-Tier Storage Shelf User Manual and Assembly Guide](#)

Comprehensive user manual and assembly instructions for the Hoobro 07XJ01G1 750XJ01 8-tier storage shelf. Includes parts list, hardware list, step-by-step assembly guide, and safety warnings.