

## Manuals+

[Q & A](#) | [Deep Search](#) | [Upload](#)

manuals.plus /

> [INSONIXN](#) /

> [INSONIXN SK26 Sleep Earbuds User Manual](#)

## INSONIXN INSONIXN-TWS-SK26

# INSONIXN SK26 Sleep Earbuds User Manual

Model: INSONIXN-TWS-SK26

## INTRODUCTION

---

Thank you for choosing the INSONIXN SK26 Sleep Earbuds. These wireless Bluetooth earphones are designed for comfort and discretion, making them ideal for sleeping, working, or daily use. Their miniature and lightweight design ensures a comfortable fit without pressure, even when lying on your side. This manual provides detailed instructions on how to set up, operate, and maintain your earbuds to ensure optimal performance and longevity.



The INSONIXN SK26 Sleep Earbuds in their white charging case, displaying the battery level.



## SETUP GUIDE

---

### 1. Charging the Earbuds and Case

Before first use, ensure both the earbuds and the charging case are fully charged.

- Place the earbuds into the charging case. Ensure they are correctly seated in their respective slots (L for left, R for right).
- Connect a USB-C charging cable to the charging port on the case and the other end to a USB power source (e.g., computer, wall adapter).
- The digital display on the charging case will indicate the battery level. A full charge typically takes about one hour.
- The earbuds offer up to 5 hours of listening time on a single charge, and the charging case provides an additional 5 charges, extending total usage to 24 hours.



The Type-C charging port on the earbud case for convenient charging.

## 2. Bluetooth Pairing

Follow these steps to pair your SK26 earbuds with your device:

1. Open the charging case. The earbuds will automatically enter pairing mode.
2. On your device (smartphone, tablet, etc.), go to the Bluetooth settings.
3. Search for available devices and select "INSONIXN SK26" (or similar name) from the list.
4. Once connected, the earbuds will indicate successful pairing.
5. The earbuds feature Bluetooth 5.3 for quick and stable connections.

## OPERATING INSTRUCTIONS

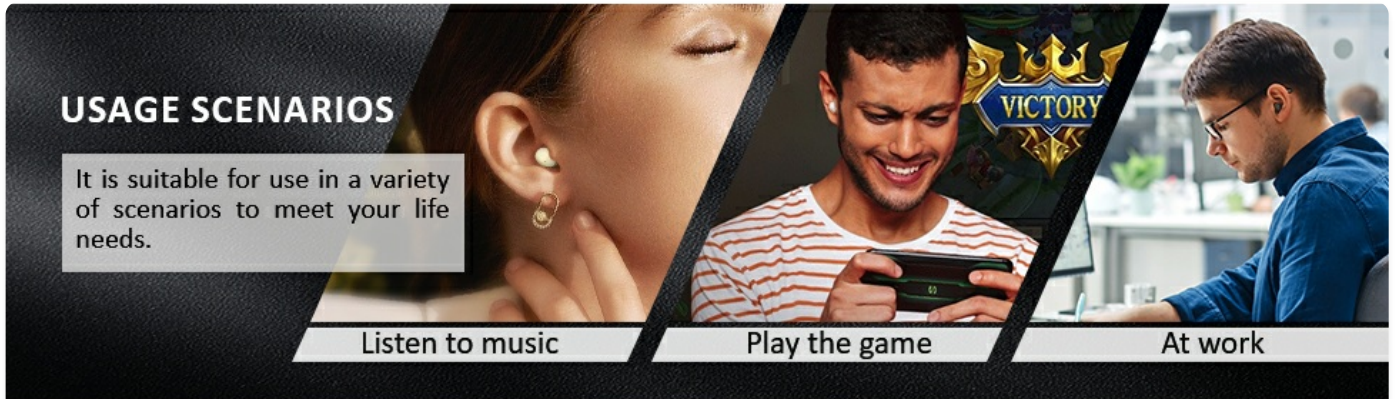
The SK26 earbuds utilize touch controls for various functions. The touch sensitive area is typically on the outer surface of each earbud.

### Touch Control Functions

Function	Action
Power On/Off	Press and hold for 3 seconds.
Volume Up (+)	Press and hold the right (R) earbud for 1.5 seconds.
Volume Down (-)	Press and hold the left (L) earbud for 1.5 seconds.
Play/Pause	Double-click either earbud.
Answer/End Call	Double-click either earbud during an incoming call.
Reject Incoming Call	Press and hold for 1.5 seconds during an incoming call.

Function	Action
Activate Voice Assistant	Quadruple-tap either earbud.
Game Mode	Touch four times the right (R) earbud.

The SK26 earbuds are designed for various uses including music listening, gaming, and work, providing clear audio and comfortable wear throughout the day.



The SK26 earbuds are versatile for various daily activities, including listening to music, gaming, and working.

## MAINTENANCE AND CARE

Proper maintenance ensures the longevity and optimal performance of your INSONIXN SK26 Sleep Earbuds.

- **Cleaning:** Regularly clean the earbuds and charging case with a soft, dry, lint-free cloth. Do not use abrasive cleaners, alcohol, or chemical solvents.
- **Earwax Buildup:** Gently remove any earwax buildup from the earbud tips and speaker mesh using a small, soft brush or cotton swab.
- **Storage:** When not in use, store the earbuds in their charging case to protect them from dust and damage.
- **Water Resistance:** The earbuds are rated as waterproof. However, avoid prolonged submersion in water and do not expose them to saltwater or other liquids that may cause corrosion. Dry them thoroughly if they get wet.
- **Temperature:** Avoid exposing the earbuds to extreme temperatures (hot or cold) or high humidity.

## TROUBLESHOOTING

If you encounter issues with your SK26 earbuds, try the following solutions:

- **Earbuds not charging:**

- Ensure the earbuds are correctly seated in the charging case.
- Check if the charging cable is securely connected to both the case and the power source.
- Verify that the power source is active.
- Clean the charging contacts on both the earbuds and the case with a dry cotton swab.

- **Earbuds not pairing/connecting:**

- Ensure Bluetooth is enabled on your device.
- Make sure the earbuds are charged.
- Place the earbuds back into the case, close it, wait a few seconds, then open it again to re-enter pairing mode.
- Forget the "INSONIXN SK26" device from your device's Bluetooth settings and try pairing again.
- Try pairing with a different device to rule out device-specific issues.

- **No sound or low volume:**

- Check the volume level on both your device and the earbuds.
- Ensure the earbuds are properly connected to your device.
- Clean any debris or earwax from the earbud speaker mesh.

- **Intermittent connection:**

- Ensure there are no obstructions between the earbuds and your device.
- Keep your device within the effective Bluetooth range (typically 10 meters/33 feet).
- Avoid strong electromagnetic interference.

If the issue persists after trying these steps, please contact customer support.

## SPECIFICATIONS

Feature	Detail
Model Name	INSONIXN-TWS-SK26
Brand	INSONIXN
Color	White
Connectivity Technology	Wireless (Bluetooth 5.3)
Bluetooth Version	5.3
Ear Placement	In Ear
Form Factor	In Ear
Control Method	Touch
Battery Life (Earbuds)	Up to 5 hours
Total Battery Life (with Case)	Up to 24 hours
Charging Time	Approximately 1 hour (for full charge)
Charging Interface	USB-C

Feature	Detail
Material	Plastic, Rubber
Item Weight	0.09 Kilograms (3.17 ounces)
Product Dimensions	2.28 x 2.28 x 1.18 inches (Case)
Water Resistance Level	Waterproof
Frequency Response	20000 Hz
Impedance	32 Ohm
Audio Driver Type	Dynamic Driver
Specific Uses	Music, Sport, Travel, Sleep



Compact dimensions of the SK26 charging case.

## WARRANTY AND SUPPORT

---

INSONIXN products are designed for reliability and performance. For any issues or inquiries, please refer to the following:

- **Warranty:** Specific warranty details are typically provided with your purchase documentation. Please retain your proof of purchase for warranty claims.
- **Customer Support:** If you encounter any problems while using your SK26 earbuds, please feel free to contact us. We aim to resolve issues within 24 hours. Contact information can usually be found on the product packaging or the retailer's website where you made the purchase.
- **Online Resources:** For additional support, FAQs, or updated information, please visit the official INSONIXN website.