

Casaria Detroit Coffee Table

Casaria Detroit Coffee Table User Manual

Model: Detroit Coffee Table | Brand: Casaria | Color: White | Dimensions: 90 x 60 cm

1. INTRODUCTION

The Casaria Detroit coffee table is designed to enhance your living space by offering comfort, storage, and a modern aesthetic. This elegant living room table features contemporary elements with a visually light, floating design. Its extra-thick tabletop and distinctive diagonal legs, combined with a secondary storage surface, create a unique furniture piece that complements various interior styles.



Image 1.1: The Casaria Detroit Coffee Table, showcasing its modern design and white finish.

Eleganz trifft Marke:

Dein Casaria Couchtisch



Image 1.2: The Casaria Detroit Coffee Table, highlighting its elegant presence within a living room.

2. SAFETY INFORMATION

Please read and adhere to the following safety guidelines to ensure safe use of your Casaria Detroit Coffee Table:

- The maximum load capacity for this table is **50 kg (110 lbs)**. Do not exceed this weight limit to prevent damage or instability.
- Ensure the table is assembled correctly and placed on a flat, stable surface to prevent tipping.
- Keep small children and pets away from the table during assembly to avoid injury from small parts.
- Avoid placing hot items directly on the table surface without protective coasters.
- Do not stand or sit on the table.

Für eine sorgenlose Auszeit

Ein Couchtisch, der hält, was er verspricht



Solide
Standplatte

Schlicht & edel

Image 2.1: The table demonstrating its robust construction and 50kg load capacity.

3. SETUP AND ASSEMBLY

The Casaria Detroit Coffee Table is designed for quick and easy assembly. All necessary mounting materials are included in the package. Please follow the detailed assembly instructions provided with your product for a smooth setup process.

1. Unpack all components and verify against the parts list in the assembly manual.
2. Identify each part and hardware item.
3. Follow the step-by-step diagrams and instructions carefully.
4. Ensure all screws and fasteners are tightened securely, but do not overtighten.
5. Place the table on its intended location, ensuring it is level and stable.

Note: An assembly guide and mounting hardware are included in the packaging.

Im Handumdrehen aufgebaut

mit dem mitgelieferten
Montagematerial



Einfache
Montage



Stoffsäckchen
für Montage-
material




Image 3.1: Visual representation of the easy assembly process with included materials.

4. OPERATING AND USAGE

The Casaria Detroit Coffee Table offers versatile functionality and ample storage for your living area.

4.1 Storage Space

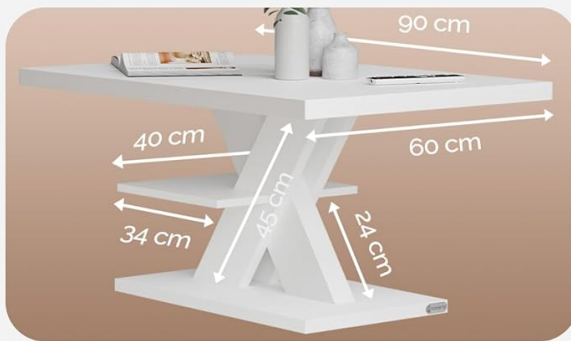
The spacious tabletop, with a thickness of 50 mm, provides sufficient room for remote controls, books, magazines, decorative items, and snacks. An additional storage shelf beneath the main tabletop offers extra space to keep your living area organized.

4.2 Versatile Placement

This side table is highly versatile and can be used from all sides, making it adaptable to various sofa configurations and room layouts. It can serve as a coffee table, a side table in an office, or a TV table in the living room.

Stilvoll arrangieren

Genieße die großzügige Ablagefläche



+ 50 % extra
Ablagefläche

für Fernbedienungen oder Magazine




Image 4.1: The table arranged with various items, illustrating its generous storage capacity and dimensions.

5. MAINTENANCE AND CARE

To maintain the appearance and longevity of your Casaria Detroit Coffee Table, follow these simple care instructions:

- The table features a water-resistant and scratch-resistant surface, making it easy to clean.
- For general cleaning, wipe the surface with a soft, slightly damp cotton cloth.
- Avoid using abrasive cleaners, harsh chemicals, or rough sponges, as these can damage the finish.
- Promptly wipe up any spills to prevent staining.
- Protect the surface from direct heat and prolonged exposure to sunlight.

Für den Alltag gemacht

Praktisch und pflegeleicht



Image 5.1: Highlighting the table's water-repellent and scratch-resistant surface for easy daily care.

6. TROUBLESHOOTING

If you encounter any issues with your Casaria Detroit Coffee Table, please consider the following:

- **Instability:** Ensure all assembly screws are securely tightened. Check that the table is placed on a level surface. The table is equipped with 4 anti-slip feet to protect your floor and enhance stability.
- **Damaged Parts:** If any parts were damaged upon arrival, please contact customer support immediately.
- **Missing Parts:** If any components are missing, refer to the parts list in your assembly manual and contact customer support for assistance.

For further assistance, please refer to the complete assembly instructions or contact Casaria customer support.

7. SPECIFICATIONS


Feature	Detail
Model	Detroit Coffee Table
Brand	Casaria
Dimensions (L x W x H)	90 x 60 x 45 cm (35.4 x 23.6 x 17.7 inches)
Lower Shelf (L x W)	34 x 40 cm (13.4 x 15.7 inches)
Tabletop Thickness	50 mm (2 inches)
Material	Particle board with melamine resin coating
Color	Pure White
Item Weight	21 kg (46.3 lbs)
Maximum Load Capacity	50 kg (110 lbs)
Features	Water-resistant, scratch-resistant, easy to clean, 4 anti-slip feet
Shape	Rectangular

Passend für jeden Stil

Wähle deinen Couchtisch



Farbe:
Weiß



Farbe:
Schwarz



Farbe:
Eiche-Weiß









Farbe:
Eiche-Grau

Image 7.1: The Detroit Coffee Table is available in multiple color options to suit different interior styles.

8. WARRANTY AND SUPPORT

For information regarding warranty coverage, please refer to your purchase documentation or contact the retailer where you purchased the Casaria Detroit Coffee Table.

If you require further assistance, have questions about assembly, or need to report a defect, please contact Casaria customer support. Contact details can typically be found on the manufacturer's website or your purchase invoice.

 <p>Originalanleitung Berstellisch Acacia Klappbar Artikel-Nr. 100030</p> <p>casaria®</p>	<p>Casaria Acacia Folding Side Table 100030 - User Manual and Care Instructions</p> <p>Official user manual and care instructions for the Casaria Acacia Folding Side Table (Model 100030). Learn about assembly, intended use, maintenance, technical specifications, and disposal.</p>
 <p>Originalanleitung Berstellisch Washington Artikel-Nr. 101732</p> <p>casaria®</p>	<p>Casaria Washington Side Table - Assembly and Care Instructions</p> <p>Official instruction manual for the Casaria Washington side table (Model 101732). Provides assembly steps, maintenance tips, technical data, and disposal information for this durable garden furniture. Ensure proper use and care.</p>
 <p>Originalanleitung 2in1 Stehtisch & Bierstisch Klappbar Artikel-Nr. 100591, 100629, 100702, 100704</p> <p>casaria®</p>	<p>Casaria 2in1 Foldable Standing & Bistro Table - User Manual and Assembly Guide</p> <p>User manual and assembly instructions for the Casaria 2in1 foldable standing and bistro table. Includes safety warnings, general notes, intended use, maintenance, technical specifications, disposal information, and step-by-step assembly guidance.</p>
 <p>Originalanleitung Hängetisch Balkon Akazienholz Artikel-Nr. 102331</p> <p>casaria®</p>	<p>Casaria Acacia Wood Balcony Hanging Table - Assembly and Care Instructions</p> <p>Official instruction manual for the Casaria Acacia Wood Balcony Hanging Table (Article No. 102331). Includes assembly steps, safety warnings, maintenance tips, and technical specifications.</p>
 <p>Originalanleitung Stehstisch Vierfuß XL Artikel-Nr. 109655, 109656</p> <p>casaria®</p>	<p>Casaria Standing Table Vierfuß XL - Assembly, Care, and Technical Specifications</p> <p>Comprehensive guide for the Casaria Standing Table Vierfuß XL (Article Nos. 109655, 109656), including assembly instructions, maintenance tips, technical data, and safety information. Designed for indoor and outdoor domestic use.</p>
 <p>Originalanleitung 2in1 Stehtisch & Bierstisch classic Artikel-Nr. 100591, 100629, 100702, 100704</p> <p>casaria®</p>	<p>Casaria 2in1 Adjustable Standing Bistro Table - Assembly, Care, and Technical Instructions</p> <p>Comprehensive instructions for the Casaria 2in1 Standing and Bistro Table. Includes assembly steps, maintenance guidelines, technical specifications, and safety information for model numbers 100591, 100629, 100702, and 100704.</p>