



[Manuals.plus](#) /

› [PETEPELA](#) /

› PETEPELA Cat Tree Instruction Manual

## **PETEPELA Cactus Cat Tree & Floor-to-Ceiling Cat Tower**

# **PETEPELA Cat Tree Instruction Manual**

Models: Cactus Cat Tree & Floor-to-Ceiling Cat Tower

### **INTRODUCTION**

Thank you for choosing the PETEPELA Cat Tree. This manual provides essential information for the safe assembly, operation, and maintenance of your new cat furniture. This product combines two distinct cat structures: a compact 31.5-inch Cactus Cat Tree with a sisal scratching ramp, cozy hammock, and cat condo, and a tall 5-tier Floor-to-Ceiling Cat Tower with adjustable height (95-107 inches) featuring scratching posts and plush platforms. Both are designed to provide your feline companions with a stimulating and comfortable environment for play, rest, and exercise.



Image: The PETEPELA Cactus Cat Tree (right) and Floor-to-Ceiling Cat Tower (left) providing multiple activity zones for cats.

## SAFETY INFORMATION

- Always assemble the cat tree on a flat, stable surface.
- Ensure all screws and connections are tightened securely before allowing cats to use the tree. Periodically check and re-tighten as needed.
- For the Floor-to-Ceiling Cat Tower, ensure the tension rod is properly compressed against the ceiling to provide maximum stability.

- This product is designed for indoor use only.
- Supervise your pets during initial use to ensure they adapt safely to the new structure.
- Do not allow children to climb on or play with the cat tree.
- If any part becomes damaged or worn, discontinue use and replace the affected component.
- Recommended for kittens and small to medium cats. Cats over 20 lbs might be too heavy for the very top scratching post of the floor-to-ceiling tower.

## PARTS LIST

---

Before assembly, verify that all components are present and undamaged. Refer to the assembly diagrams for visual identification of parts.

### For Both Models:

- Plush-covered platforms/perches
- Sisal-wrapped scratching posts (various lengths)
- Base plates
- Connecting hardware (screws, bolts, washers, Allen wrench)

### Specific to Cactus Cat Tree:

- Cactus-shaped scratching post
- Sisal scratching ramp
- Cozy hammock
- Cat condo/house
- Removable top bed perch
- Dangling ball toy

### Specific to Floor-to-Ceiling Cat Tower:

- Adjustable tension rod for ceiling support
- Multiple plush-covered platforms (5 levels)
- Soft plush perch bed
- Dangling ball toy

## SETUP AND ASSEMBLY

---

Assembly typically requires an Allen wrench (usually included). Follow the numbered steps provided in the included diagram for each specific cat tree model.

### Cactus Cat Tree Assembly:

1. Identify the base plate and attach the lowest scratching posts and the cat condo using the provided screws.
2. Connect the next level of platforms and the cactus-shaped post.
3. Attach the sisal scratching ramp to its designated position.
4. Install the cozy hammock and the removable top bed perch.
5. Securely attach any dangling toys.
6. Ensure all connections are tight and the structure is stable.



Image: The assembled PETEPELA Cactus Cat Tree, showing its various features including the condo, hammock, and scratching surfaces.

# SIZE

overall height:  
31.5"

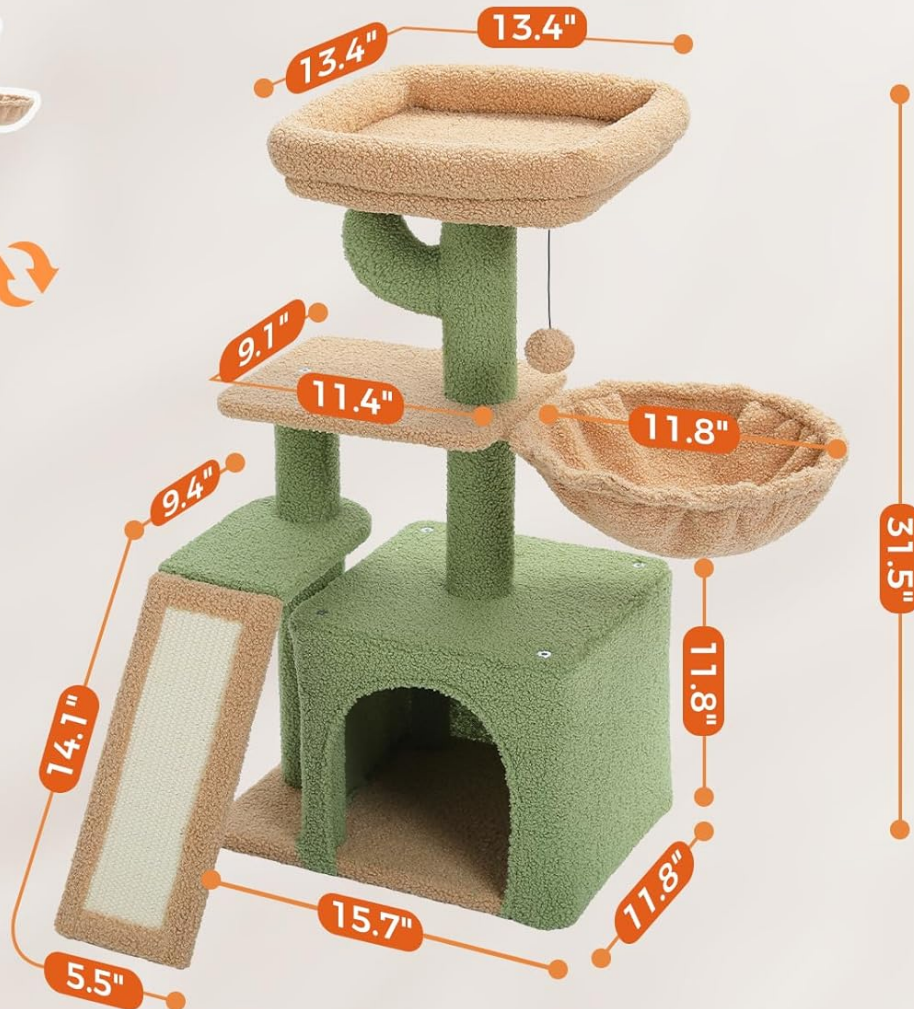
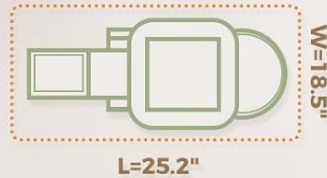


Image: Dimensional diagram for the Cactus Cat Tree, indicating an overall height of 31.5 inches and various platform sizes.

## Floor-to-Ceiling Cat Tower Assembly:

1. Begin by attaching the lowest scratching posts to the sturdy base plate.
2. Continue adding posts and platforms layer by layer, ensuring each connection is secure. The posts have a diameter of 3.5 inches (9cm) for enhanced sturdiness.
3. Once all platforms are assembled, attach the top section with the adjustable tension rod.
4. Position the cat tower in your desired location. Extend the tension rod until it firmly presses against the ceiling, providing stability. The height is adjustable from 95 to 107 inches (243-273 cm).
5. If the ceiling is lower than the minimum height, an extension rod can be cut to size (as shown in diagram) to achieve a proper fit.
6. Attach any dangling ball toys to the designated hooks.








Image: The assembled PETEPELA Floor-to-Ceiling Cat Tower, showcasing its multi-level design and plush surfaces.



Image: Illustration demonstrating the multi-level fun and ease of climbing for 2-3 cats on the Floor-to-Ceiling Cat Tower.



**Soft Plush Perch Bed**



**Scratching Sisal Post**

Image: Detail view of the soft plush perch bed and the durable 3.5-inch sisal scratching post on the Floor-to-Ceiling Cat Tower.

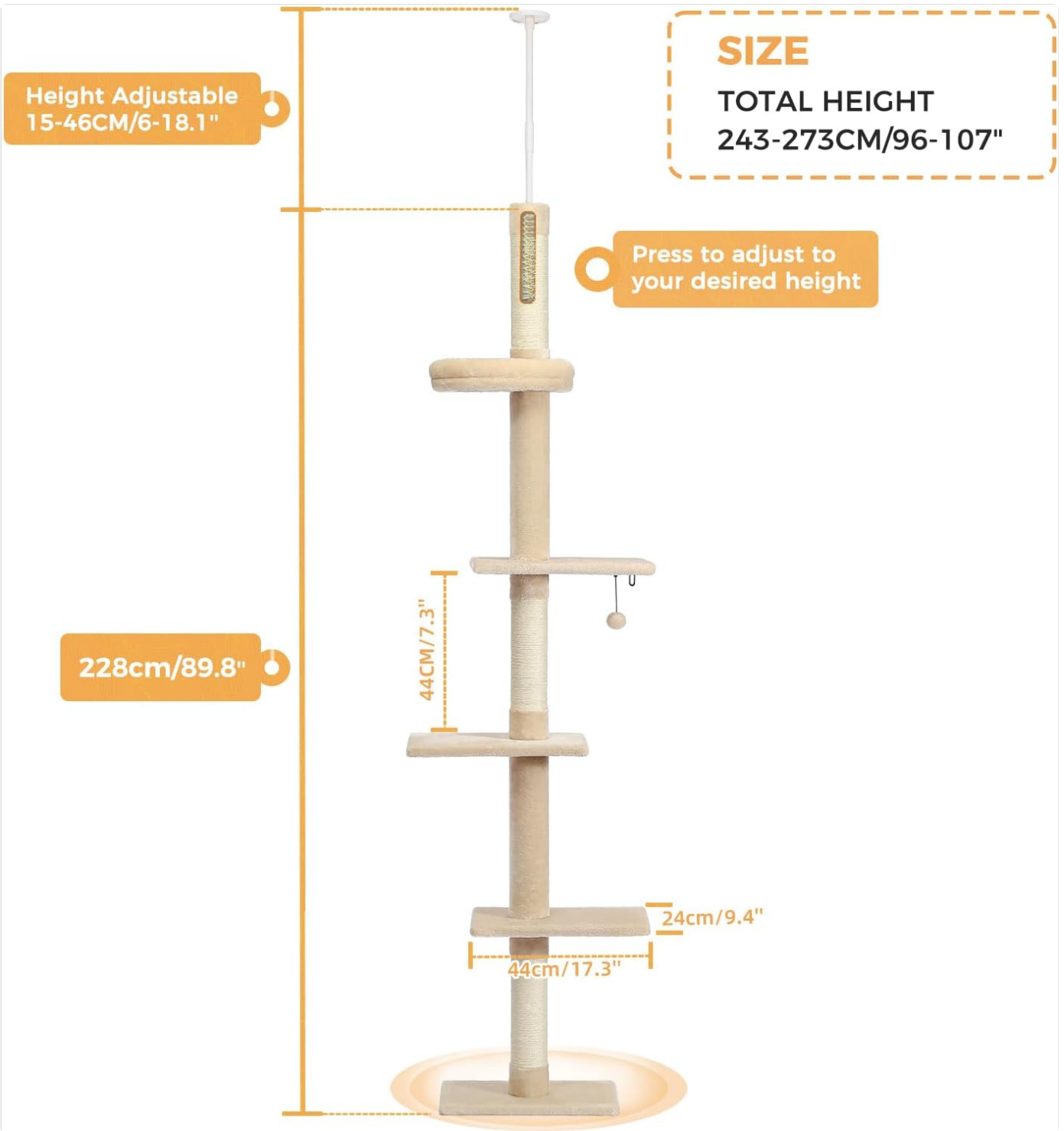

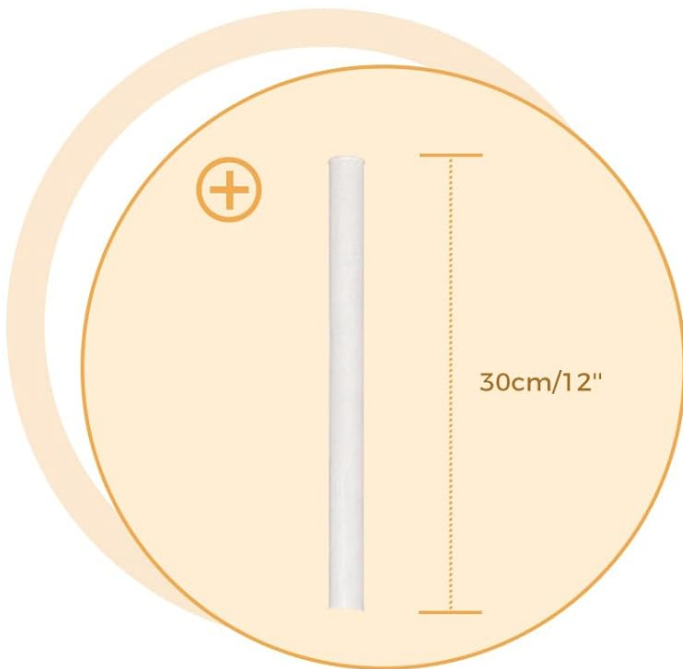


Image: Dimensional diagram for the Floor-to-Ceiling Cat Tower, showing a total height range of 96-107 inches (243-273 cm) and platform dimensions.

## Stabilized Ceiling Support



**Tips:** Use a saw to cut the additional extension rod to a proper height [243-273CM]

**Extension Rod Helps  
Add Stability and Safty**

Image: Explanation of the stabilized ceiling support mechanism and the use of an extension rod for custom height adjustment, ensuring stability and safety.

## OPERATING INSTRUCTIONS

The PETEPELA Cat Trees are designed to cater to your cat's natural instincts for climbing, scratching, and resting.

- **Climbing and Perching:** Cats can utilize the multiple platforms and levels to climb, explore, and perch at various heights. The Floor-to-Ceiling tower allows cats to reach the highest points in a room, satisfying their desire for elevated vantage points.
- **Scratching:** The sisal-wrapped posts and scratching ramp provide designated areas for your cat to sharpen their claws, helping to protect your furniture.
- **Resting and Napping:** The plush-covered platforms, cozy hammock, and enclosed condo offer comfortable spots for your cat to rest, nap, and feel secure. The top bed perch on the Cactus tree and the soft plush perch on the Floor-to-Ceiling tower provide elevated resting spots.
- **Play:** Dangling ball toys encourage interactive play and hunting instincts.

## MAINTENANCE

- **Cleaning:** The fabric components of the cat tree are recommended for *Hand Wash Only*. Use a mild detergent and cold water. Do not machine wash or tumble dry. Allow to air dry completely before reassembly or use.
- **Spot Cleaning:** For minor spills or dirt, use a damp cloth with mild soap to spot clean plush surfaces.
- **Sisal Care:** The sisal scratching surfaces can be cleaned with a stiff brush to remove loose fibers or debris. Avoid excessive wetting of sisal.
- **Regular Inspection:** Periodically inspect all parts for wear and tear, especially the sisal scratching posts and any dangling toys. Tighten any loose screws or connections to maintain stability.

## TROUBLESHOOTING

Problem	Possible Cause	Solution
Cat tree is wobbly/unstable.	Loose connections; improper tension rod adjustment (Floor-to-Ceiling); uneven floor.	Ensure all screws are fully tightened. For Floor-to-Ceiling tower, adjust tension rod until it is firmly compressed against the ceiling. Place on a level surface.
Cats are not using the tree.	Unfamiliarity; preferred scratching surfaces elsewhere; location.	Encourage use with catnip or treats. Place near a window or in a common area. Gently place your cat on the tree to introduce them.
Sisal posts are fraying quickly.	Normal wear and tear; excessive scratching.	Fraying is normal for sisal. Continue to allow scratching. If severely damaged, consider replacing the post if available from the manufacturer.
Dangling toys detached.	Vigorous play; worn attachment.	Reattach if possible. If broken, remove to prevent choking hazard.

## SPECIFICATIONS

**Brand:** PETEPELA

**Models:** PETEPELA Cactus Cat Tree, PETEPELA Floor-to-Ceiling Cat Tower

**Overall Height (Cactus Cat Tree):** 31.5 inches

**Overall Height (Floor-to-Ceiling Cat Tower):** Adjustable from 95 to 107 inches (243-273 cm)

**Item Weight:** Approximately 19.18 pounds (8.7 Kilograms)

**Color Options:** Green (Cactus Cat Tree), Beige/Brown (Floor-to-Ceiling Cat Tower)

**Care Instructions:** Hand Wash Only

**Breed Recommendation:** Small Breed, Medium Breeds

**Included Components:** Sisal Scratching Ramp, Cozy Hammock, Removable Top Bed Perch, 2-Level Cat Tree (Cactus), 1-Level Cat House (Cactus), Multi-level platforms, Sisal scratching posts, Adjustable tension rod, Interactive ball toys.

**Specific Uses:** Climbing, Scratching, Resting, Playing

**Recommended Use Environment:** Indoor

**Mounting Type:** Floor Mount (Cactus Cat Tree), Floor-to-Ceiling Tension Mount (Floor-to-Ceiling Cat Tower)

**Post Diameter:** 3.5 inches (9cm) for enhanced sturdiness



## Color Options



**Beige**



**Grey**

Image: Color options for the Floor-to-Ceiling Cat Tower, available in Beige and Grey.