

IVANKY VFA01

iVANKY FusionFinder Smart Tag Instruction Manual

Model: VFA01

1. INTRODUCTION

The iVANKY FusionFinder Smart Tag is a compact item finder designed to help you locate your valuable belongings using the Apple Find My network. This device offers reliable tracking, audible alerts, and long-lasting battery performance, ensuring your items are always within reach or easily locatable.



Image: Two iVANKY FusionFinder Smart Tags, one with a keyring attached, showcasing their compact design.

2. PACKAGE CONTENTS

- iVANKY FusionFinder Smart Tag(s)
- User Manual
- Keyrings (quantity may vary based on pack size)
- CR2032 Battery (pre-installed or included as spare)

3. SETUP

3.1 Powering On/Off

To power on the iVANKY FusionFinder Smart Tag, press and hold the button on the device for approximately 5 seconds until you hear a beep sound. To power off, press and hold the button again for approximately 3 seconds until you hear a different series of beeps, indicating it has powered down. Powering off the device can help conserve battery life when not in active use.

3.2 Pairing with Apple Find My

The iVANKY FusionFinder Smart Tag is designed to work exclusively with Apple iOS devices via the Apple Find My app. Follow these steps to pair your device:

1. Ensure your iVANKY FusionFinder Smart Tag is powered on.
2. Open the **Find My** app on your iPhone.
3. Tap on the **Items** tab at the bottom of the screen.
4. Tap **Add Item**, then select **Other Supported Items**.
5. The app will search for nearby compatible devices. Once 'LocatePro' or a similar name appears, tap **Connect**.
6. Follow the on-screen prompts to name your tag and select an emoji to represent it.
7. Tap **Agree** to link the item to your Apple ID and then **Finish**.

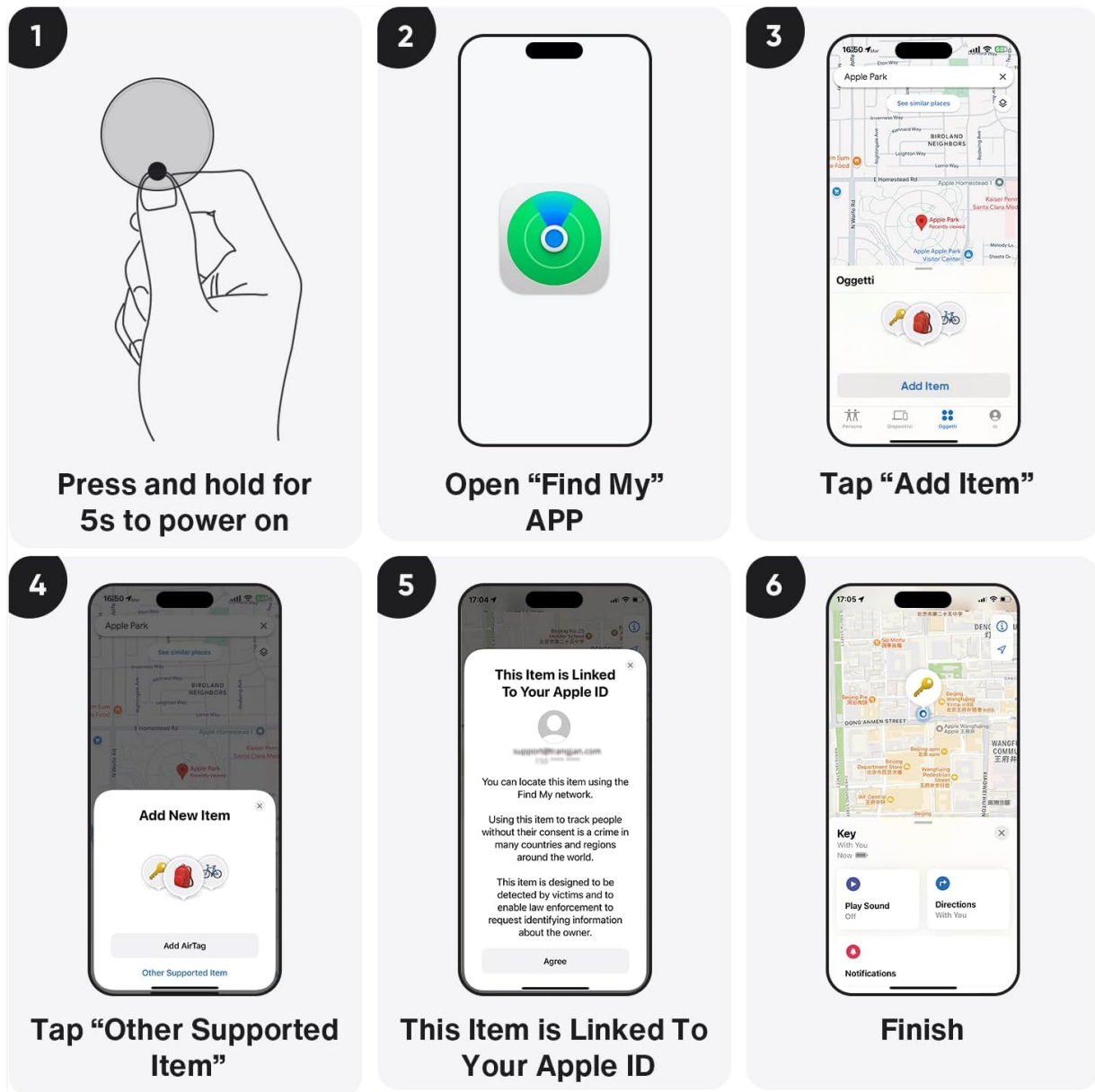


Image: Visual guide demonstrating the pairing process with the Apple Find My app.

Your browser does not support the video tag.

Video: A seller-provided video demonstrating the pairing process of the Air tracking Tags with a mobile phone.

4. OPERATING INSTRUCTIONS

4.1 Locating Items Nearby (Sound Alarm)

When your iVANKY FusionFinder is within Bluetooth range (up to 20 meters), you can use the Find My app to play a loud 85-decibel alarm. This audible alert helps you pinpoint the exact location of your lost item, even if it's hidden from view.



Image: The FusionFinder emitting an 85dB+ sound, with a smartphone displaying its proximity on the Find My app.

4.2 Locating Items Far Away (Map Navigation)

If your item is outside of Bluetooth range, the Apple Find My network can still help you locate it. The network anonymously uses millions of Apple devices worldwide to detect your FusionFinder and report its location to you. You can view its last known location on a map within the Find My app and get directions to it.

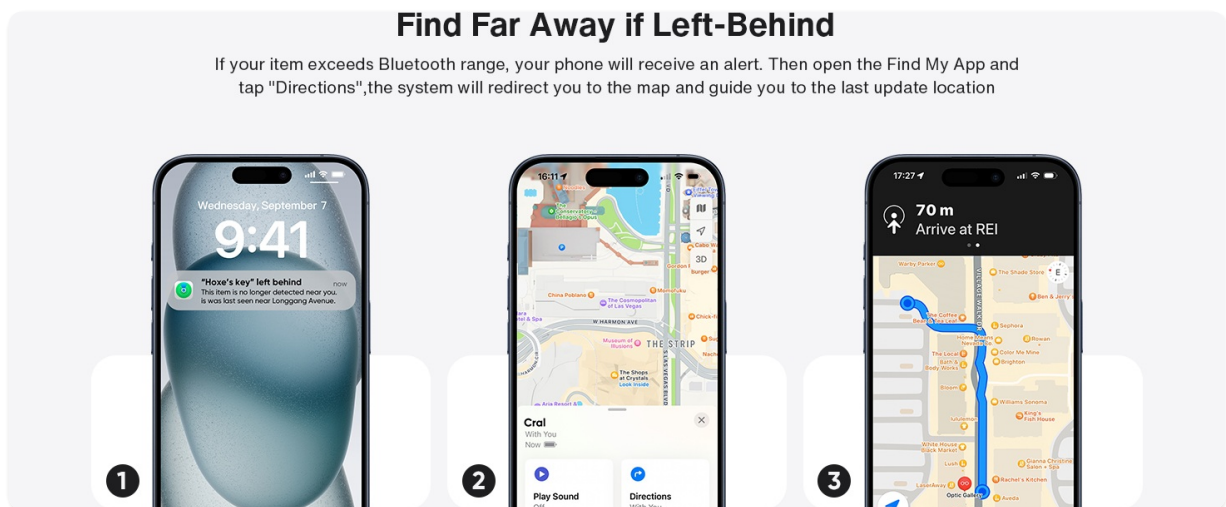


Image: A smartphone screen showing map directions to a FusionFinder that has been left behind.

4.3 Left-Behind Alerts

Enable 'Notify When Left Behind' in the Find My app to receive instant alerts on your iPhone if your iVANKY FusionFinder moves out of the connected Bluetooth range. This feature helps prevent you from forgetting your valuables.

Left-Behind Remind



Image: A smartphone displaying a notification indicating that an item with a FusionFinder has been left behind.

5. BATTERY MANAGEMENT

5.1 Battery Life

The iVANKY FusionFinder is powered by a replaceable CR2032 coin cell battery, offering up to one full year of battery life under typical usage conditions. This ensures long-term reliability without frequent battery changes.

5.2 Battery Replacement

When the battery needs replacement, gently open the device casing (refer to the user manual for specific instructions) and replace the old CR2032 battery with a new one. Ensure correct polarity during installation.

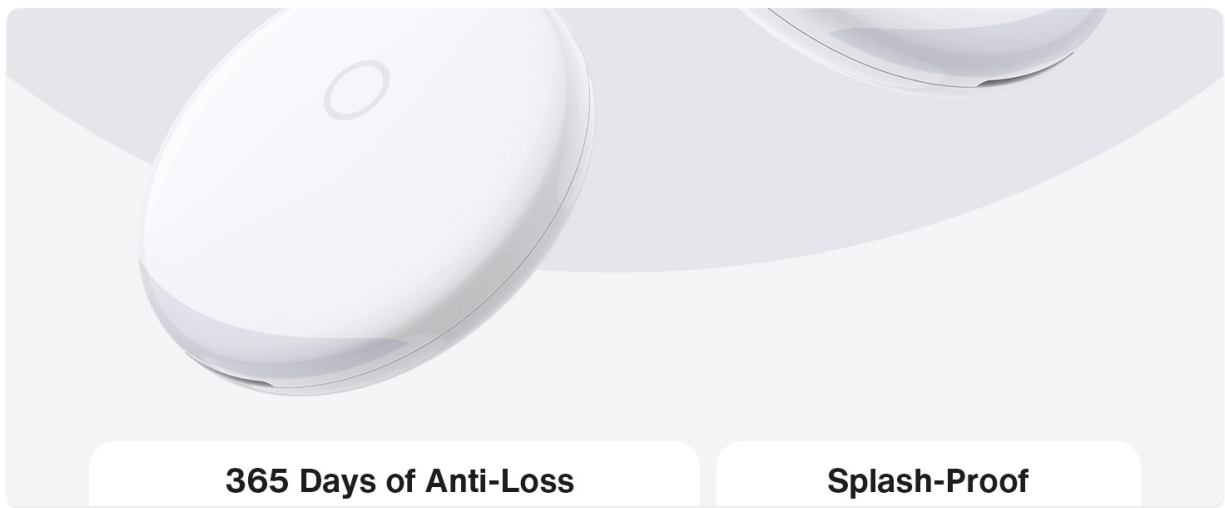


Image: Features of the FusionFinder, highlighting its 365-day battery life and replaceable battery design.

6. PRODUCT FEATURES

- **Advanced Bluetooth 5.2:** Provides a robust and stable connection for tracking within a 20-meter range.
- **85dB+ Audible Alarm:** A loud alarm helps locate items quickly when nearby.
- **IP67 Water Resistance:** Offers protection against dust and temporary immersion in water, making it suitable for various environments.
- **Replaceable CR2032 Battery:** Ensures extended use with easy battery changes.
- **Apple Find My Network Integration:** Utilizes the extensive Find My network for global positioning and tracking.

7. USAGE SCENARIOS

The iVANKY FusionFinder is versatile and can be attached to a variety of items to prevent loss and aid in recovery:

- **Keys:** Attach to your house or car keys.
- **Wallets:** Slip into your wallet or purse.
- **Luggage:** Secure to suitcases or travel bags.
- **Backpacks:** Ideal for school bags or hiking packs.
- **Other Valuables:** Use for any item you wish to keep track of.

Your Valuables, Safe in Any Scene



Image: Examples of FusionFinder usage, showing tags attached to luggage, keys, and a wallet for anti-loss protection.

8. SPECIFICATIONS

Attribute	Detail
Model Number	VFA01
Connectivity Technology	Bluetooth 5.2
Battery Type	1 x CR2032 (included)
Battery Life	Up to 1 year
Alarm Sound Level	85dB+
Water Resistance	IP67
Compatible Devices	iPhone (iOS Only)
Material	Plastic
Item Weight	2.11 ounces




9. TROUBLESHOOTING

- **Device not powering on:** Ensure the CR2032 battery is correctly installed and has sufficient charge. Replace the battery if necessary.
- **Unable to pair with Find My app:** Make sure Bluetooth is enabled on your iPhone and the FusionFinder is powered on and within range. Restart both devices and try again.
- **No sound from the alarm:** Check the volume settings on your iPhone and ensure the FusionFinder is within Bluetooth range.
- **Inaccurate location:** Location accuracy can be affected by environmental factors and the density of the Find My network in your area. Ensure your iPhone has a stable internet connection.

10. WARRANTY AND SUPPORT

For warranty information, technical support, or any inquiries regarding your iVANKY FusionFinder Smart Tag, please refer to the contact details provided in the product packaging or visit the official iVANKY website. Keep your purchase receipt for warranty claims.

Related Documents - VFA01

	iVANKY Fusion Wireless Charger Pro 1st Gen (VEA02) User Manual Official user manual for the iVANKY Fusion Wireless Charger Pro (1st Gen, model VEA02). Learn about product introduction, components, specifications, usage instructions, precautions, and troubleshooting.
	iVANKY 6-in-1 Steam Deck Docking Station with HDMI 2.0 - HB0603 Detailed product information and warranty for the iVANKY 6-in-1 Steam Deck Docking Station (HB0603), featuring HDMI 2.0 4K@60Hz, Gigabit Ethernet, USB 3.0, and USB-C charging. Compatible with Steam Deck, iPads, and Android phones.
	iVANKY FusionDock Pro 1: Product Details, Usage Tips, and Warranty Information A comprehensive guide to the iVANKY FusionDock Pro 1 docking station, covering installation of DisplayLink drivers for triple display on macOS, troubleshooting common issues, and details of the 18-month limited warranty.

<div><div>iVANKY</div><div><div>Product details & guarantee</div><div>info@ivanky.com</div><div>www.ivanky.com</div></div></div>	<div><div>iVANKY 20-in-1 Thunderbolt 4 Docking Station User Guide and Warranty Information</div><div>Comprehensive guide to the iVANKY 20-in-1 Thunderbolt 4 Docking Station, covering troubleshooting tips for port connectivity and display resolution, along with details on the 18-month limited warranty and 54-month extended warranty registration.</div></div>
--	--