



[Manuals.plus](#) /

> [Nsoela](#) /

> Nsoela Cordless Heating Pad HP28112 User Manual

## Nsoela HP28112

# Nsoela Cordless Heating Pad HP28112 User Manual

Model: HP28112 | Brand: Nsoela

## INTRODUCTION

This manual provides detailed instructions for the safe and effective use of your Nsoela Cordless Heating Pad, Model HP28112. Please read this manual thoroughly before operating the device and retain it for future reference.



Image: An overview of the Nsoela Cordless Heating Pad, showing the main belt, the portable power bank, charging cables, and the product packaging.

## IMPORTANT SAFETY INSTRUCTIONS

**WARNING:** To reduce the risk of burns, electric shock, fire, or injury to persons, this product must be used in accordance with the following instructions:

- Do not use while sleeping.
- Never use on infants, children, incapacitated individuals, or persons insensitive to heat.
- Do not use on areas of insensitive skin.
- Do not use pins or other metallic means to fasten this product.
- Never pull this product by the supply cord.
- Do not use if the product is wet.
- Inspect the product before each use. Discard if there are any signs of deterioration or damage.
- Keep out of reach of pets.

- Consult a physician before use if you have any medical conditions, including but not limited to diabetes, circulatory problems, or nerve damage.
- Do not use with liniments, salves, or ointments, especially those containing heat-producing ingredients, as skin burns could result.
- This product is for personal use only and not intended for medical use.

## **PACKAGE CONTENTS**

---

Please check the package contents upon opening to ensure all items are present:

# Packing List



Image: All components included in the Nsoela Cordless Heating Pad package, laid out neatly. This includes the main heated waist belt, an extension belt, a portable power bank (charging treasure), a USB A charging extension cable, a Type-C USB charging cable, and an instruction manual.

- Heated Massage Belt x1
- Extension Belt x1

- Portable Power Bank (Charging Treasure) x1
- USB A Charging Extension Cable x1
- Type-C USB Charging Cable x1
- Instruction Manual x1

## PRODUCT OVERVIEW

---

Familiarize yourself with the main components of your Nsoela Cordless Heating Pad:

# CONTROL PANEL EASY-TO-USE

No built-in battery , Plug-in use



Image: Close-up of the control panel on the Nsoela Cordless Heating Pad. Labels point to the Heating Button, Massage Button, USB Interface, and Power Bank Storage Bag.

- **Heating Button:** Controls the heating function and temperature levels.
- **Massage Button:** Controls the vibration massage function and modes.

- **USB Interface:** For connecting the portable power bank.
- **Power Bank Storage Bag:** Securely holds the portable power bank.
- **Adjustable Belt:** Allows for a comfortable and secure fit around the waist.

## SETUP

---

1. **Charge the Power Bank:** Before first use, fully charge the portable power bank using the provided Type-C USB charging cable and a compatible 5V power adapter (not included).
2. **Insert Power Bank:** Place the fully charged portable power bank into the designated Power Bank Storage Bag on the heating pad.
3. **Connect Power Bank:** Connect the portable power bank to the USB Interface on the heating pad using the USB A charging extension cable.
4. **Adjust Fit:** Wrap the heating pad around your waist. Use the extension belt if needed to achieve a comfortable and snug fit. The belt is adjustable up to 60 inches.

# 60IN Adjustable Size to Fit Most Figures

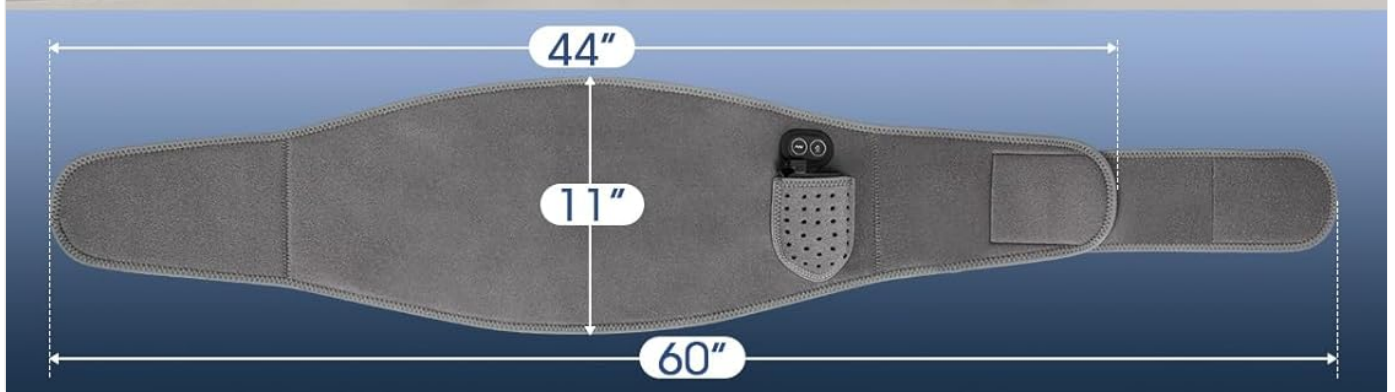



Image: A user wearing the Nsoela Cordless Heating Pad, with an illustration showing the portable power bank connected to the belt's USB interface. Another inset shows the USB extension cable connected to a 5V power adapter for charging or continuous power.


# 8000mAh Battery

Free your hands  
Use it anytime, anywhere



**3 hours use**

Supporting up to 3 hours of  
battery life in strong mode



The USB extension cable can  
be connected to a 5V power  
adapter for power use



Image: A person sitting in a meditative pose wearing the Nsoela Cordless Heating Pad, demonstrating its adjustable size. An illustration highlights the extension belt and the overall length of the belt (60 inches).

## OPERATING INSTRUCTIONS

## **Power On/Off**

- To power on, press and hold either the Heating Button or the Massage Button for a few seconds until the indicator light illuminates.
- To power off, press and hold the active button (Heating or Massage) for a few seconds until the indicator light turns off.

## **Heating Function**

# 3 Heating Level Care



Gentle Mode

40°C ~ 45°C



Warmth Mode

45°C ~ 55°C



Hot Mode

55°C ~ 60°C



## Heating Function

Intelligent temperature control(45°C-60°C), 3 heating modes to meet different needs.



Image: A woman relaxing on a couch wearing the Nsoela Cordless Heating Pad, with an overlay illustrating the three heating levels: Gentle Mode (40°C~45°C), Warmth Mode (45°C~55°C), and Hot Mode (55°C~60°C).

Press the **Heating Button** repeatedly to cycle through the three available heating levels:

- **Gentle Mode:** 40°C - 45°C

- **Warmth Mode:** 45°C - 55°C
- **Hot Mode:** 55°C - 60°C

The intelligent temperature control maintains the selected heat level. The heating function can operate independently or simultaneously with the massage function.

### **Vibration Massage Function**

# 3 Vibration Massage Modes

Soft Mode



Moderate Mode



Strong Mode



Different strengths and vibration wavelengths, simulating professional massage techniques such as pressing/slapping/massaging



**Before**



**After**

Image: A close-up of the Nsoela Cordless Heating Pad's massage area, showing three vibration massage modes: Soft Mode, Moderate Mode, and Strong Mode, each with a distinct waveform illustration. Below, 'Before' and 'After' images show a person experiencing back pain and then relaxing, implying relief.

Press the **Massage Button** repeatedly to cycle through the three available vibration massage modes:

- **Soft Mode:** Gentle vibration.
- **Moderate Mode:** Medium intensity vibration.
- **Strong Mode:** Intense vibration.

These modes simulate various massage techniques. The massage function can operate independently or simultaneously with the heating function.

# Noise less than 60dB in strong mode

Even if you use it in the office or sleeping at night, it can still keep you in a quiet environment.



Tips: When wearing it, you need to put the massage belt close to your waist, so as to minimize the noise when the belt is working.

Image: A man relaxing in bed with the Nsoela Cordless Heating Pad. A graph illustrates noise levels, indicating the product operates at less than 60dB in strong mode, comparable to speech noise. A tip advises keeping the belt close to the waist to minimize noise.

The device operates at less than 60dB even in strong mode, ensuring a quiet environment. For optimal quietness, ensure the belt is snug against your body.

## MAINTENANCE AND CARE

---

- **Cleaning:** Disconnect the power bank before cleaning. Wipe the surface of the heating pad with a soft, damp cloth. Do not immerse the product in water or use harsh cleaning agents. Allow to air dry completely before storage or next use.
- **Storage:** Store the heating pad in a cool, dry place, away from direct sunlight and moisture. Ensure the power bank is removed or disconnected.
- **Battery Care:** To prolong the life of the portable power bank, avoid fully discharging it frequently. Charge it regularly, even if not in use for extended periods.

## TROUBLESHOOTING

---

Problem	Possible Cause	Solution
Device does not turn on.	Power bank is not charged or not connected properly.	Ensure the power bank is fully charged and securely connected to the USB interface. Press and hold the power button for a few seconds.
Heating function is not working.	Heating function not activated or low power.	Press the Heating Button to cycle through modes. Ensure the power bank has sufficient charge.
Vibration function is not working.	Vibration function not activated or low power.	Press the Massage Button to cycle through modes. Ensure the power bank has sufficient charge.
Device turns off unexpectedly.	Low battery on the portable power bank.	Recharge the portable power bank.

## SPECIFICATIONS

---

- **Model Name:** HP28112
- **Brand:** Nsoela
- **Material:** Fabric
- **Color:** Grey
- **Item Weight:** 0.91 Kilograms
- **Heating Elements:** 1
- **Number of Settings:** 3 (Heat), 3 (Vibration)
- **Heating Levels:** 40-45 °C, 45-55 °C, 55-60 °C
- **Power Supply:** 8000mAh Portable Power Bank (included)
- **Adjustable Size:** Up to 60 inches (with extension belt)
- **Noise Level:** Less than 60dB (in strong mode)
- **UPC:** 702602405633

## WARRANTY AND SUPPORT

---

For warranty information and customer support, please refer to the documentation included with your purchase or contact Nsoela customer service directly. Keep your proof of purchase for warranty claims.

