

POMUIC W23

POMUIC W23 Wireless Earbuds User Manual

Model: W23

INTRODUCTION

This manual provides detailed instructions for the operation and maintenance of your POMUIC W23 Wireless Earbuds. Please read this manual thoroughly before use to ensure proper functionality and longevity of your device.

WHAT'S IN THE BOX

Upon unboxing, verify that all items listed below are present:

- W23 Wireless Earbuds (Left and Right)
- Charging Case
- USB-C Charging Cable
- User Manual

SETUP

Initial Charging

Before first use, fully charge the earbuds and the charging case.

1. Place both earbuds into the charging case.
2. Connect the USB-C charging cable to the charging port on the case and to a power source.
3. The dual LED display on the case will show the battery level and charging status. A full charge typically takes approximately 1.5 hours.



Image: The POMUIC W23 Wireless Earbuds resting in their charging case, which features a digital LED display indicating a full charge (100%).

40 Hours Long-Lasting Playtime



Image: A visual representation of the POMUIC W23 Wireless Earbuds' battery life, showing the charging case providing up to 40 hours of total playtime and individual earbuds offering 7 hours per charge.

Pairing with a Device

The earbuds utilize Bluetooth 5.3 for a stable and efficient connection.

1. Ensure the earbuds are charged.
2. Open the charging case. The earbuds will automatically enter pairing mode.
3. On your device (smartphone, tablet, laptop), navigate to the Bluetooth settings.
4. Search for available devices and select "W23" from the list.
5. Once connected, the earbuds will automatically pair with your device when the case is opened for subsequent uses.

Ergonomic Design Smart Touch

Smart switching at fingertips Fit your ears and control your phone more easily



Image: The POMUIC W23 Wireless Earbuds and their charging case positioned beside a smartphone displaying its Bluetooth settings, illustrating the pairing process.

OPERATING INSTRUCTIONS

Touch Controls

The W23 earbuds feature smart touch controls for various functions:

Wide Compatible

Earbuds are compatible with Bluetooth-enabled devices and can be used with phones, watches, laptops, TVs and PCs




Image: A detailed diagram illustrating the touch control functions for both the left and right POMUIC W23 Wireless Earbuds, including actions like tap, double tap, and press-and-hold for playback, volume, and call management.

Earbud Touch Control Functions

Action	Left Earbud (L)	Right Earbud (R)
Play/Pause	Tap Twice	Tap Twice
Previous Track	Press and Hold 2s	N/A
Next Track	N/A	Press and Hold 2s
Volume Down	Tap Once	N/A
Volume Up	N/A	Tap Once
Answer/End Call	Tap Once	Tap Once
Reject Call	Press and Hold 2s	Press and Hold 2s
Activate Voice Assistant	Tap 3 Times	Tap 3 Times

Making Calls

The earbuds are equipped with 4 noise-canceling microphones for clear communication.

- To answer an incoming call, tap either earbud once.
- To end an active call, tap either earbud once.
- To reject an incoming call, press and hold either earbud for 2 seconds.

CRYSTAL-CLEAR CALLS

Confidently take meetings and calls anywhere



Image: A person wearing POMUIC W23 Wireless Earbuds while engaged in a call, accompanied by a graphic illustrating the 40dB noise reduction capability for clearer conversations.

Compatibility

The W23 wireless earbuds are compatible with a wide range of Bluetooth-enabled devices, including:

- Smartphones (iOS and Android)
- Tablets
- Laptops
- Computers
- Car Audio Systems
- Music Production Equipment
- Televisions (with Bluetooth audio output)




Image: The POMUIC W23 Wireless Earbuds charging case displayed amidst a collection of compatible electronic devices, including smartphones, tablets, and laptops, highlighting their broad connectivity.

MAINTENANCE

Cleaning

- Regularly clean the earbuds and charging case with a soft, dry, lint-free cloth.
- Avoid using abrasive materials, solvents, or chemical cleaners.
- Gently remove any earwax or debris from the earbud grilles using a small, soft brush or cotton swab.

Water Resistance

The earbuds feature an IPX7 nano-coating, providing resistance against sweat and rain. This rating means they can withstand immersion in up to 1 meter of water for 30 minutes. However, they are not designed for swimming or prolonged submersion.




Image: The POMUIC W23 Wireless Earbuds shown with water droplets on their surface, visually representing their IPX7 waterproof capability, suitable for resisting sweat and rain.

Storage

Store the earbuds in their charging case when not in use to protect them and ensure they remain charged.

TROUBLESHOOTING

Common Issues and Solutions

Problem	Possible Cause	Solution
Earbuds not pairing	Low battery; not in pairing mode; device Bluetooth off.	Ensure earbuds are charged. Open the charging case to activate pairing mode. Turn on Bluetooth on your device and select "W23".
Only one earbud working	One earbud not charged; connection issue.	Place both earbuds back into the charging case, close it, then open it again. Ensure both are charged. Re-pair if necessary.
Poor sound quality	Earbuds dirty; weak Bluetooth signal; incorrect fit.	Clean the earbud grilles. Move closer to your connected device. Adjust earbud position for a secure fit.
Charging case not charging	Cable issue; power source issue.	Ensure the USB-C cable is securely connected. Try a different USB-C cable or power adapter.
Touch controls unresponsive	Temporary software glitch; dirty sensor.	Place earbuds back in the case and close it for a few seconds, then try again. Clean the touch sensor area on the earbuds.

SPECIFICATIONS

Feature	Detail
Model Name	W23
Bluetooth Version	5.3
Connectivity Technology	Wireless
Audio Driver Size	13.4 mm
Noise Control	Adaptive Noise Cancellation (4 ENC Mics)
Playtime (Earbuds)	Up to 7 hours per charge
Total Playtime (with Case)	Up to 40 hours
Charging Time	Approx. 1.5 hours
Charging Port	USB-C
Water Resistance Rating	IPX7
Earbud Weight	Approx. 4g per earbud
Control Type	Smart Touch Control
Frequency Range	20-20,000 Hz
Bluetooth Range	10 Meters

Superior HIFI Sound Quality and Deep Bass




Image: An exploded view diagram showcasing the internal structure of the POMUIC W23 earbud, emphasizing its 13.4mm dynamic driver for enhanced sound quality.

Ultra Lightweight Headphones

Ergonomically designed, each Headphones weighs only 3 grams and fits nicely in your ear without any discomfort, perfect for your office, leisure and travelling.

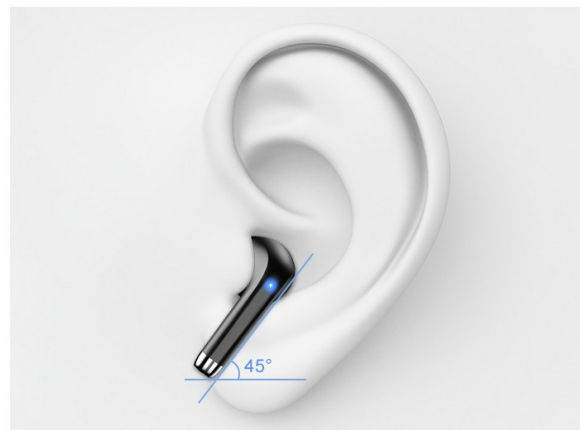


Image: A diagram illustrating the ergonomic design and lightweight nature of the earbud, showing how it fits securely and comfortably within the human ear.

WARRANTY AND SUPPORT

POMUIC offers a 2-year warranty for the W23 Wireless Earbuds. For any questions, returns, or technical assistance, please contact our customer support team. We aim to provide a response within 24 hours. Please refer to the contact information provided in your product packaging or visit the official POMUIC website for support details.