

WYZE WVDB-DUO-BL

WYZE Wireless Duo Cam Video Doorbell (Model WVDB-DUO-BL) User Manual

Brand: WYZE | Model: WVDB-DUO-BL

1. INTRODUCTION

The WYZE Wireless Duo Cam Video Doorbell offers advanced home security with its innovative dual-camera system. Designed for comprehensive monitoring, it provides distinct views for people and packages, ensuring no detail is missed. This manual provides essential information for setting up, operating, and maintaining your video doorbell.



Image 1: WYZE Wireless Duo Cam Video Doorbell and Wi-Fi Chime. The doorbell is black with a circular blue light around the button, and the chime is a compact black unit.

2. KEY FEATURES

- **Dual Camera System:** Equipped with two cameras, one for a wide view of visitors and another specifically angled to monitor packages on the ground, eliminating blind spots.

TWO CAMERAS. TWO VIEWS.

Never Wonder



Image 2: Comparison of dual camera views. The top view shows a person approaching the door, while the bottom view clearly shows a package on the doorstep.

- **2K Full HD Video with Color Night Vision:** Captures clear, detailed video in 2K resolution. The starlight sensor provides vivid color images even in low-light conditions.



Image 3: A child in a Halloween costume is visible in full color at night, demonstrating the color night vision feature.

- **Enhanced Two-Way Audio:** Communicate clearly with visitors using the built-in microphone and speaker.

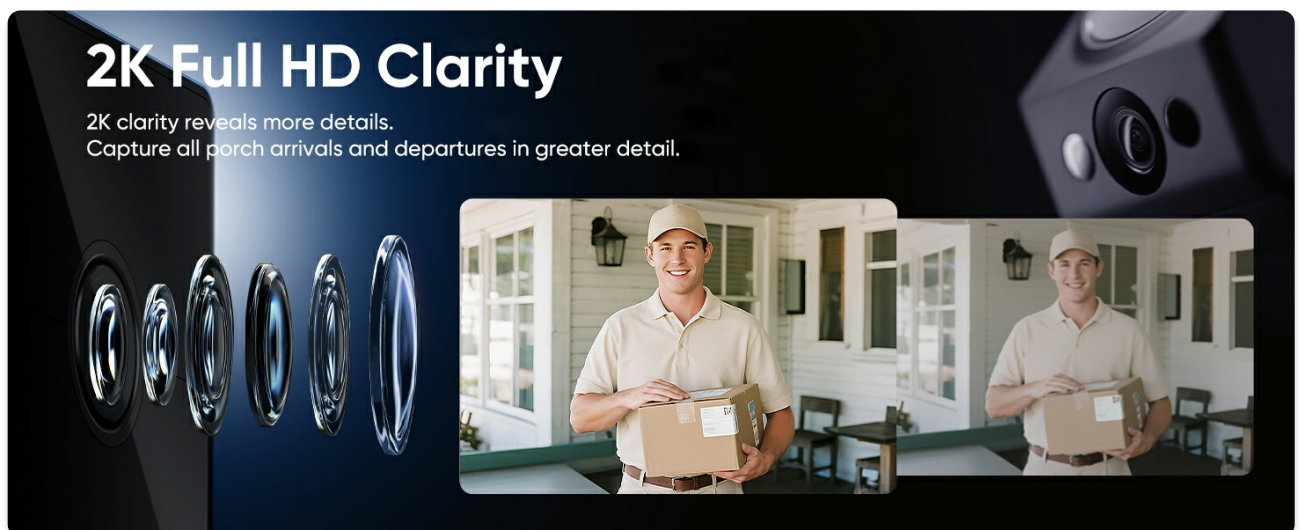


Image 4: A person delivering a package is shown at the door, with a speech bubble indicating two-way audio communication.

- **Motion-Activated Voice Deterrence & Notifications:** Automatically plays a voice prompt when motion is detected and

sends instant notifications to your phone for visitors or package deliveries.

Removable Battery Pack

Stop taking down your camera.
Easily swap battery packs & eliminate security
downtime or use one of many flexible power options.



Image 5: A person is shown at the door with a "PERSON DETECTED" overlay and a speech bubble stating "YOU ARE CURRENTLY BEING RECORDED". Phone notifications for package and person detection are also displayed.

- **Removable Battery Pack & Hardwired Option:** Features a rechargeable battery lasting up to 6 months. Can also be hardwired for continuous power and 24/7 local recording (with microSD card).

Local Recording with microSD

No Monthly Fee or Subscription Required
Save recorded footage on a microSD card (up to 256 GB)

NOTE: 24/7 recording requires a microSD card and hardwired connection.
*microSD card sold separately.



Image 6: A hand is shown inserting a white rechargeable battery pack into the back of the black doorbell unit.

- **IP65 Weatherproof:** Designed to withstand various weather conditions.

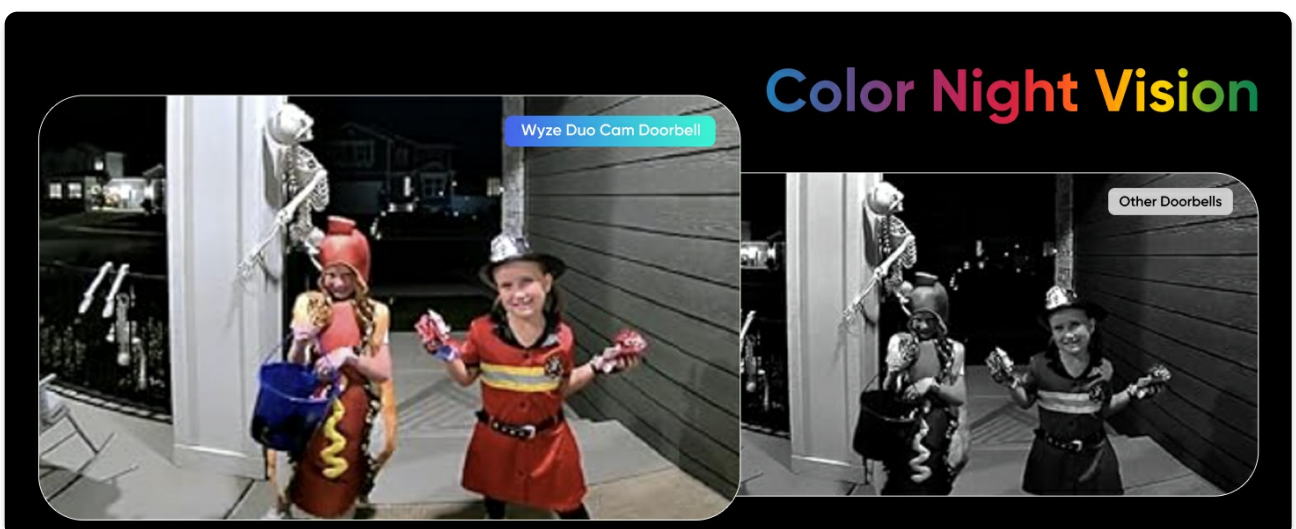


Image 7: The doorbell is shown mounted on a wall with water droplets, indicating its weather-resistant design. Icons for rain, snow, and sun are also present.

- **Wi-Fi Chime Included:** Hear notifications anywhere in your home. Compatible with all Wyze Cams and Doorbells.

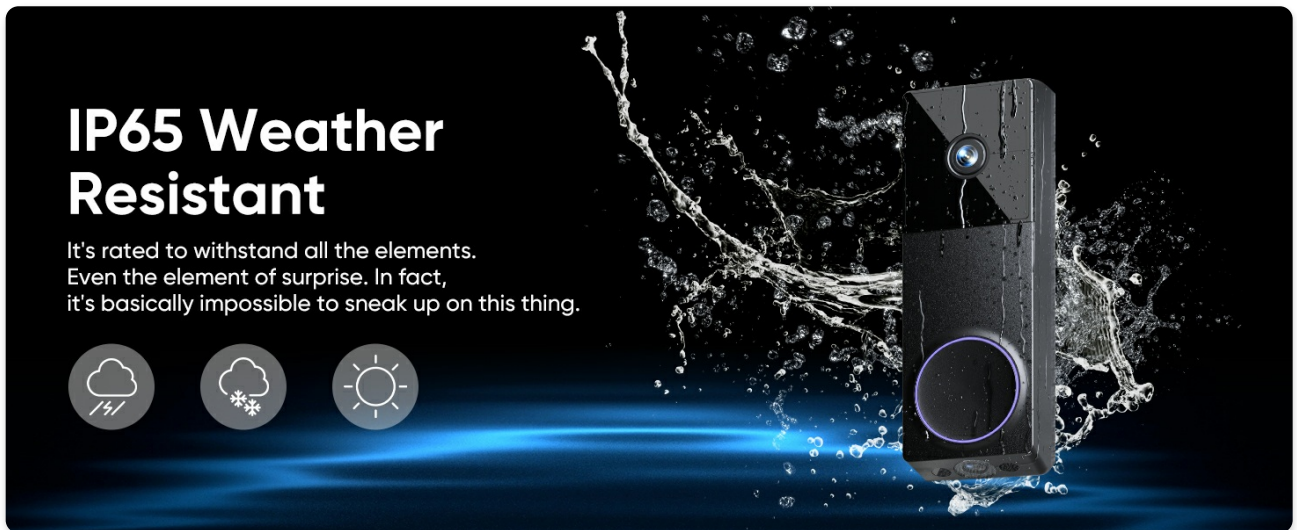


Image 8: The Wi-Fi chime is plugged into an outlet, with circular lines indicating its signal. Images of other Wyze cameras and the doorbell are shown around it, illustrating compatibility.

- **Local Recording with microSD:** Save recorded footage on a microSD card (up to 512GB, not included). Supports FAT32 and exFAT formats.

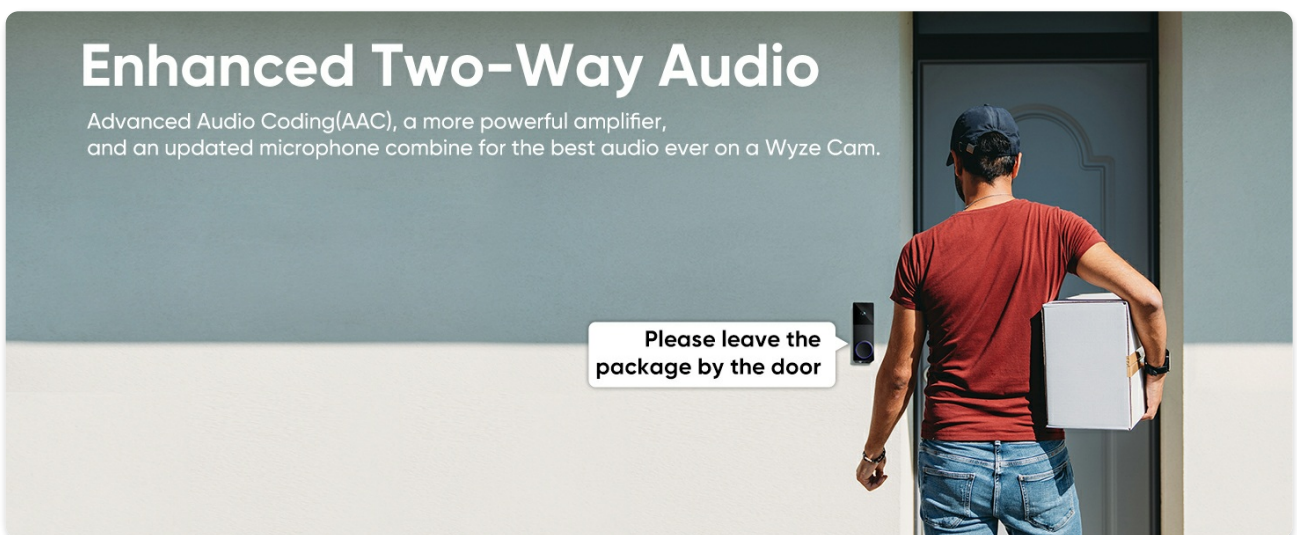


Image 9: A Wyze-branded microSD card is shown next to the doorbell unit, with an arrow pointing to the card slot. Text indicates local recording without monthly fees.

- **Smart Home Integration:** Compatible with Amazon Alexa, Google Assistant, and IFTTT.

3. SETUP GUIDE

3.1. What's Included

The package includes the following components:

- Wyze Duo Cam Doorbell ×1
- Removable Battery Pack × 1
- Wyze Wi-Fi Chime ×1

- Charging Cable x1
- Quick Start Guide x1
- Back Plate x1 & Corner Kit x1
- 3M Tape x1 & Wire Nuts x3 & Bracket Screws x3 & Extension Wires x2
- Doorbell Detaching Pin x 1
- Expansion Tubes x3

Your browser does not support the video tag.

Video 1: This video provides a detailed guide on how to install the Wyze Duo Cam Doorbell, covering all necessary steps from unboxing to final setup.

3.2. App Setup

1. Download the Wyze app from your device's app store.
2. Create a Wyze account or log in if you already have one.
3. In the app, tap the '+' icon in the upper corner to add a new device.
4. Select 'Cameras' and then choose 'Wyze Duo Cam Doorbell' from the list.
5. Follow the on-screen prompts to insert the battery and connect the doorbell to your Wi-Fi network (supports 2.4 GHz and 5 GHz).

3.3. Doorbell Installation

1. **Turn Off Power:** Before beginning installation, turn off the power to your existing doorbell at the circuit breaker.
2. **Remove Old Doorbell:** Carefully remove your existing doorbell unit.
3. **Mounting Bracket:**
 - Choose between the flush mounting bracket or the included 30° corner kit for an angled view.
 - Secure the chosen bracket to your wall using the provided screws or 3M adhesive tape for wire-free installation.

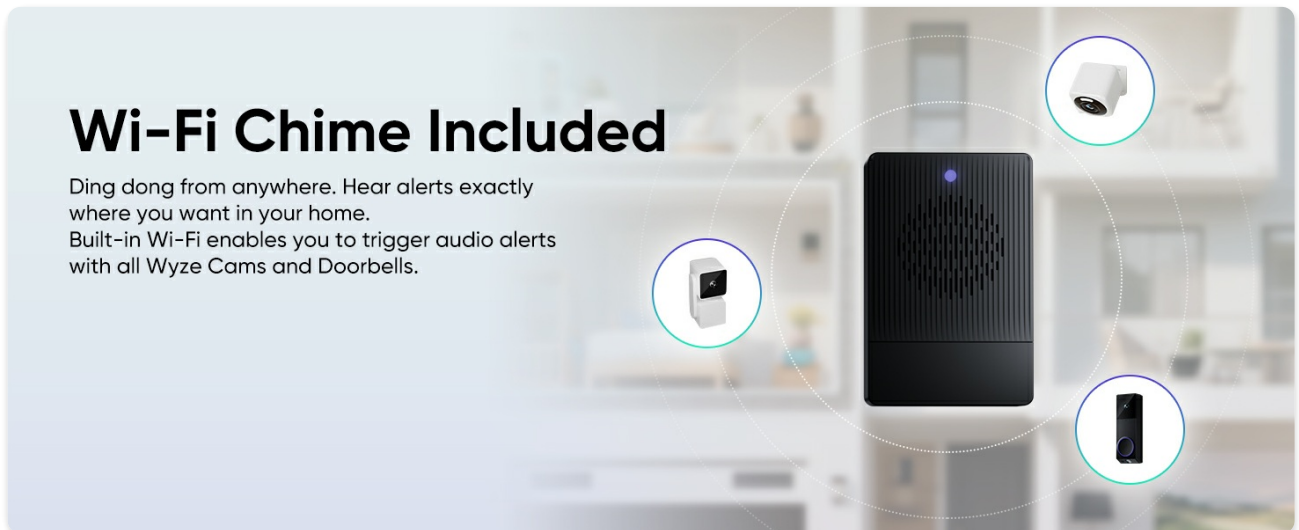


Image 10: A hand is shown easily mounting the doorbell unit onto a wall bracket, highlighting the simple installation process.

4. **Hardwiring (Optional):** If hardwiring, connect the existing doorbell wires to the terminals on the back of the Wyze doorbell. Polarity does not matter for this connection.
5. **MicroSD Card (for 24/7 recording):** If you plan to use a microSD card for continuous recording, insert it into the slot behind the removable battery pack before attaching the doorbell to the mounting bracket.
6. **Attach Doorbell:** Align the doorbell with the mounting bracket and push it firmly until it clicks into place.
7. **Restore Power:** Turn the power back on at the circuit breaker.

3.4. Wi-Fi Chime Setup

1. Plug the Wi-Fi Chime into a power outlet inside your home.
2. In the Wyze app, add the Wi-Fi Chime as a new device (Home > Wyze Wi-Fi Chime).
3. Follow the app instructions to connect the chime to your Wi-Fi network and link it to your Wyze Duo Cam Doorbell.
4. Adjust the chime volume and select notification triggers (e.g., doorbell press, motion detection).

4. OPERATING INSTRUCTIONS

4.1. Live View and Video Playback

- Open the Wyze app and select your Duo Cam Doorbell.
- The live view will display both camera feeds (people and package views).
- Tap on a specific feed to view it in full screen or switch between views.
- Access recorded events and playback history through the app's timeline.

Your browser does not support the video tag.

Video 2: This video demonstrates the live view functionality of the Wyze Duo Cam Doorbell, showcasing both camera feeds and the ability to switch between them.

4.2. Two-Way Audio

From the live view in the Wyze app, tap the 'talk' button to initiate two-way communication with visitors at your door.

4.3. Motion and Sound Notifications

Receive instant alerts on your smartphone when motion or sound is detected. Customize notification settings within the Wyze app to filter for people, packages, pets, or vehicles (some features may require Cam Plus subscription).

Motion & Sound Notifications

Get instant notifications sent to your phone for any visitor or package delivery.



Package Detected
Front Door at 12:26PM



Person Detected
Front Door at 10:55AM



Package Detected
Front Door at 8:44PM



Image 11: A smartphone screen displays multiple notifications for "Package Detected" and "Person Detected" from the front door, illustrating the alert system.

4.4. Night Vision

The doorbell automatically switches to Color Night Vision in low-light conditions, providing clear, full-color video footage even after dark.

5. MAINTENANCE

5.1. Battery Charging

The removable battery pack can last up to 6 months on a single charge. To recharge, detach the doorbell from its mounting bracket using the provided detaching pin, remove the battery, and charge it via a USB-C cable.

5.2. MicroSD Card Management

If using a microSD card for local storage, periodically check its status in the Wyze app. Ensure the card is formatted to FAT32 or exFAT for optimal performance. Replace the card if it becomes corrupted or full.

6. TROUBLESHOOTING

- **Connectivity Issues:** Ensure your Wi-Fi network (2.4 GHz or 5 GHz) is stable and the doorbell is within range. Restarting your router or the doorbell may resolve temporary connection problems.
- **Poor Video Quality:** Check your Wi-Fi signal strength. Ensure the camera lens is clean and free from obstructions.
- **Notifications Not Received:** Verify app notification settings are enabled for the doorbell. Check your phone's system notification settings for the Wyze app.
- **Short Battery Life:** Battery life can vary based on usage, motion events, and temperature. Ensure the battery is fully charged. Consider hardwiring for continuous power.
- **Motion Detection Issues:** Adjust motion detection sensitivity in the app. Ensure the detection zone covers the desired area.

7. SPECIFICATIONS

Indoor/Outdoor Usage	Outdoor
Compatible Devices	Smartphone, Tablet
Power Source	Battery Powered
Connectivity Protocol	Bluetooth, Wi-Fi (2.4G & 5G Compatible)
Controller Type	Amazon Alexa, Google Assistant, IFTTT
Video Capture Resolution	2K
Color	Black
Number of Channels	2
Installation Type	Screw In
Night Vision Range	30 Feet
Wattage	24 watts
Item Dimensions (L x W x H)	1.38 x 1.97 x 5.63 inches
Battery Type	1 Lithium Ion (included)
Battery Power	6200 mAh

Low Light Technology	Night Color
Alert Type	Audio and Motion
Video Capture Format	MP4
Item Weight	1.12 pounds
Special Features	2-Way Audio, 2K HD Resolution, Dual Cameras, Motion Sensor, Night Vision, Rechargeable Battery, Weather Proof

8. WARRANTY AND SUPPORT

8.1. Manufacturer's Warranty





The WYZE Wireless Duo Cam Video Doorbell comes with a **1-year manufacturer's warranty**. Please retain your proof of purchase for warranty claims.

8.2. Customer Support

For further assistance, troubleshooting, or to access additional resources, please visit the official WYZE Store or contact customer support through the Wyze app or website.

Visit the WYZE
Store

Related Documents - WVDB-DUO-BL

	Wyze Duo Cam Doorbell Quick Start Guide A quick start guide for the Wyze Duo Cam Doorbell and Wyze Wi-Fi Chime, covering installation methods, component identification, setup procedures, indicator lights, and regulatory compliance information.
	Wyze Chime Quick Start Guide - Setup and Usage Instructions (WDBC1-KSZPO1 V1.0) A quick start guide for the Wyze Chime (Model WDBC1-KSZPO1 V1.0), providing step-by-step setup instructions, light indicator meanings, and essential regulatory compliance information from Wyze.
	Wyze Cam Pan v2 Quick Start Guide This guide provides instructions for setting up and using the Wyze Cam Pan v2, including configuration, light indicators, and FCC compliance information.
	Wyze Cam Floodlight Pro Quick Start Guide Get started quickly with your Wyze Cam Floodlight Pro. This guide covers installation, setup, and key features for your smart outdoor security camera.



[Wyze Cam v3 Pro Quick Start Guide: Setup, Features, and Support](#)

Get started quickly with your Wyze Cam v3 Pro security camera. This guide provides essential information on setup, features, status light indicators, important warnings, and warranty details.



[Wyze Video Doorbell Quick Start Guide](#)

A quick start guide for setting up the Wyze Video Doorbell and Wyze Chime, including installation steps, light indicators, and regulatory information.