

OPPO F27 5G

OPPO F27 5G Smartphone User Manual

Model: F27 5G

1. INTRODUCTION

This manual provides essential information for setting up, operating, maintaining, and troubleshooting your OPPO F27 5G smartphone. Please read this guide thoroughly to ensure optimal performance and longevity of your device.

The OPPO F27 5G features a premium design with a Cosmos Ring, a 6.67-inch FHD+ AMOLED 120Hz display, a 50MP main camera, a 32MP Sony IMX615 selfie camera, and a 5000mAh battery with 45W SUPERVOOC fast charging. It runs on Android 14 with ColorOS 14.0.



Figure 1: OPPO F27 5G smartphone, angled view.

2. SETUP

2.1 Unboxing and Initial Inspection

Carefully unbox your OPPO F27 5G. Verify that all components are present and undamaged.

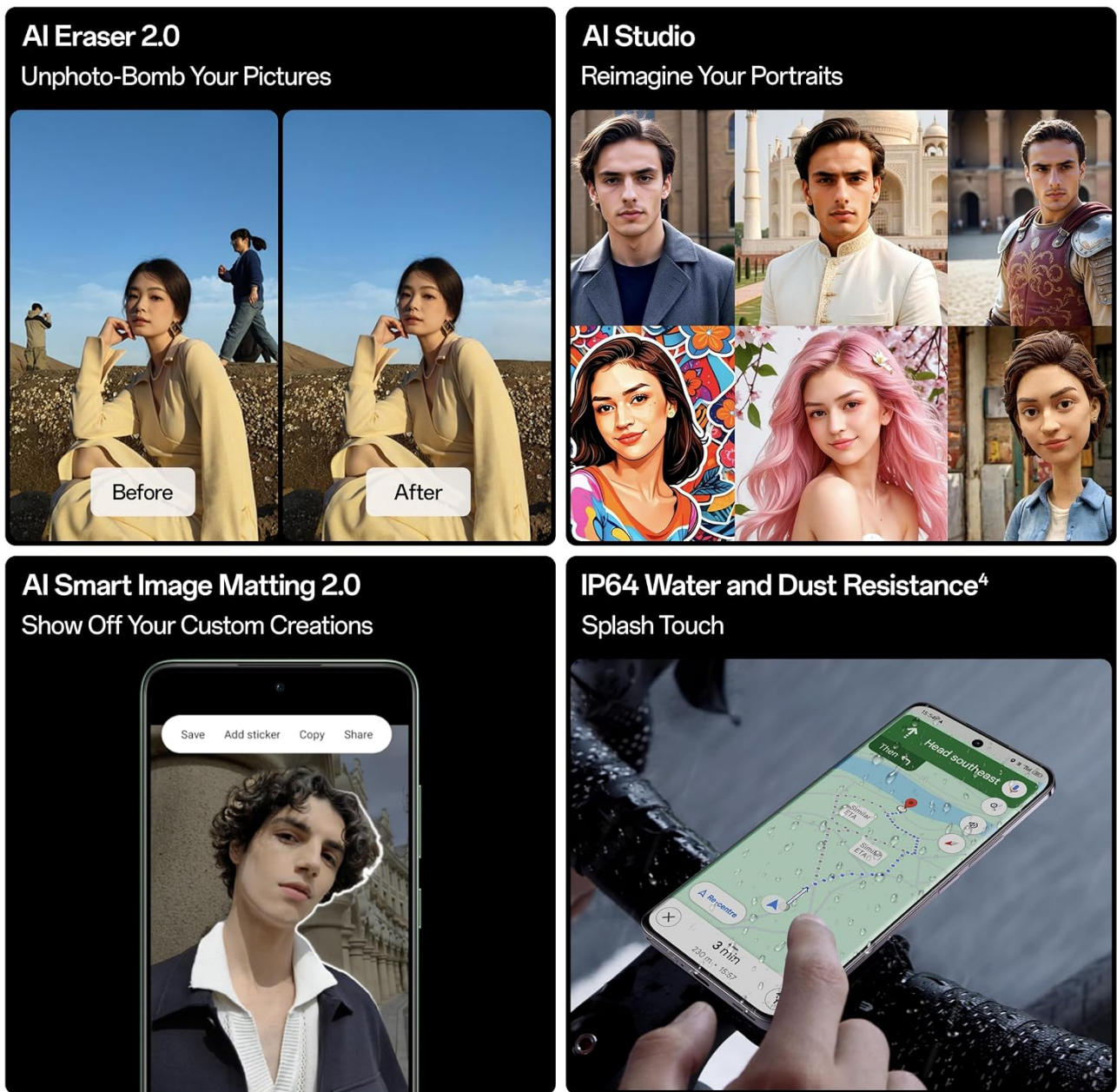
Box Contents:

- OPPO F27 5G Smartphone
- Phone Case
- Power Adapter (45W SUPERVOOC)
- USB Cable (Type-C)
- SIM Tray Ejector

2.2 Inserting SIM Cards

1. Locate the SIM card tray on the side of the device.

2. Insert the SIM tray ejector tool into the small hole next to the tray and press gently until the tray pops out.
3. Place your Nano-SIM cards into the designated slots on the tray. This device supports Dual SIM functionality.
4. Carefully reinsert the SIM tray into the phone.



4. OPPO F27 5G achieves the industry standard of IP64 under the laboratory setting condition. Do not charge a wet phone. Liquid damage is not covered under warranty.

Figure 2: Side view of the OPPO F27 5G, indicating the SIM tray location.

2.3 Initial Charging and Power On

Before first use, it is recommended to fully charge your device. Connect the USB cable to the phone's USB Type-C port and the power adapter, then plug it into a power outlet.

5000mAh Battery | 45W SUPERVOOC™ Flash Charge

Stay Charged, Stay Moving!




Figure 3: OPPO F27 5G connected to the 45W SUPERVOOC charger.

To power on, press and hold the Power button (located on the right side) until the OPPO logo appears. Follow the on-screen instructions to complete the initial setup, including language selection, Wi-Fi connection, and Google account setup.

3. OPERATING INSTRUCTIONS

3.1 Display and Navigation

The OPPO F27 5G features a 6.67-inch FHD+ AMOLED display with a 120Hz refresh rate for smooth visuals and a peak brightness of 2100 nits. Navigate the interface using touch gestures: tap, swipe, pinch-to-zoom.

120Hz AMOLED Display | 2100 nits Brightness

Bright, Bold and Blue-Light Free!



Figure 4: The vibrant 120Hz AMOLED display of the OPPO F27 5G.

3.2 Camera Features

Your device is equipped with a versatile camera system:

- **Rear Camera:** 50MP Ultra-clear main camera + 2MP secondary camera.
- **Front Camera:** 32MP Sony IMX615 sensor for high-quality selfies.

Key Camera Modes and AI Features:

- **AI Portrait Retouching:** Enhances facial features for improved portraits.
- **AI Eraser 2.0:** Removes unwanted objects or people from your photos.
- **AI Smart Image Matting 2.0:** Allows for custom creations by isolating subjects.
- **AI Studio:** Reimagine your portraits with various artistic styles.
- **Dual-View Video:** Records video using both front and rear cameras simultaneously.

32MP Ultra-Clear Selfie Camera with Sony IMX615


Selfies Worth Sharing!



Figure 5: Capturing a clear selfie with the 32MP front camera.

AI Eraser 2.0*

Unphoto-bomb Your Pictures



** OPPO AI features will vary due to regional laws and the cloud-based capability of the user's location. You need an internet connection to use AI-related features.
* OPPO AI features displayed on the product pages on this website (including but not limited to UI and background) are only to demonstrate the functions. These functions are part of the various software versions and may vary according to the time and place (region) of launch of the different software versions. Please refer to the functions and pages in the actual version.

Figure 6: Before and after using the AI Eraser 2.0 feature to remove background elements.

3.3 Security and Biometrics

The OPPO F27 5G includes fingerprint recognition for secure unlocking and authentication. To set up your fingerprint, navigate to **Settings > Password & Security > Fingerprint** and follow the on-screen instructions.

3.4 Connectivity

The device supports 5G cellular technology, Wi-Fi, Bluetooth, and NFC for various connectivity needs. Manage

these settings via the Quick Settings panel or the main Settings application.

3.5 Cosmos Ring and Breathing Lighting Effects

The Cosmos Ring design on the rear camera module features customizable breathing lighting effects. These lights can indicate battery charging status, incoming calls, and notifications. Customize these settings in the phone's display or notification settings.

4. MAINTENANCE

4.1 Cleaning Your Device

To clean your phone, use a soft, lint-free cloth. Avoid using harsh chemicals, abrasive materials, or aerosol sprays. For stubborn smudges, slightly dampen the cloth with water. Ensure no moisture enters ports.

4.2 Water and Dust Resistance

The OPPO F27 5G is rated IP64 for water and dust resistance. This means it is protected against dust ingress and splashing water from any direction. While resistant, it is not waterproof. Avoid submerging the device in water or exposing it to high-pressure water jets.

SGS & Military Grade Certified Armour Body

Guarded and Gorgeous!




Figure 7: The durable Armour Body of the OPPO F27 5G.

4.3 Battery Care

The 5000mAh battery provides extended usage. To prolong battery life:

- Avoid extreme temperatures.
- Use the original 45W SUPERVOOC charger for optimal charging speed and safety.
- Do not let the battery drain completely frequently.

4.4 Software Updates

Regularly check for and install software updates to ensure your device has the latest features, security patches, and performance improvements. Go to **Settings > About device > Up to date** to check for updates.

5. TROUBLESHOOTING

If you encounter issues with your OPPO F27 5G, try the following steps:

- **Device Unresponsive:** Press and hold the Power button for about 10-15 seconds to force a restart.
- **App Crashing:** Close the app and reopen it. If the issue persists, clear the app's cache (Settings > Apps > [App Name] > Storage usage > Clear cache).
- **Network Issues:** Toggle Airplane Mode on and off. Check your SIM card insertion. Restart the phone.
- **Battery Draining Quickly:** Check battery usage in Settings to identify power-hungry apps. Reduce screen brightness, disable unnecessary features like GPS or Bluetooth when not in use.
- **Fingerprint Sensor Not Working:** Ensure your finger is clean and dry. Re-register your fingerprint if necessary (Settings > Password & Security > Fingerprint).
- **Breathing Lights Malfunction:** Check the customization settings for the Cosmos Ring lighting effects in your phone's display or notification settings. A software update or restart may resolve minor glitches.
- **Factory Reset (Last Resort):** If problems persist, you may need to perform a factory reset. **Warning: This will erase all data on your phone. Back up important data before proceeding.** Go to **Settings > System settings > Back up and reset > Reset phone > Erase all data.**

6. SPECIFICATIONS

Feature	Specification
Brand	OPPO
Model	F27 5G
Operating System	Android 14 (ColorOS 14.0)
Processor	MediaTek Dimensity 6300 (2.4 GHz)
RAM	8 GB
Internal Storage	128 GB
Display	6.67-inch FHD+ AMOLED, 120Hz Refresh Rate, 2100 nits Peak Brightness
Rear Camera	50 MP (Main) + 2 MP
Front Camera	32 MP Sony IMX615
Battery Capacity	5000 mAh
Charging	45W SUPERVOOC Flash Charge
Connectivity	5G, Wi-Fi, Bluetooth, NFC, USB Type-C
SIM Support	Dual Nano-SIM
Biometric Security	Fingerprint Recognition

Water Resistance	IP64 (Water Resistant)
Dimensions	16.3 x 7.6 x 0.8 cm
Weight	187 Grams

7. WARRANTY AND SUPPORT

7.1 Warranty Information

Your OPPO F27 5G comes with a warranty of **12 Months on the Handset** and **6 Months on the Adapter & Cable** from the date of purchase. Please retain your proof of purchase for warranty claims.

7.2 Customer Support

For technical assistance, service, or warranty inquiries, please contact OPPO customer support:

- **Manufacturer:** OPPO MOBILES INDIA PVT LTD.
- **Address:** 5th FLOOR, Tower B, BUILDING, N-8, DLF Cyber City, DLF Phase 2, Gurugram, Haryana 122002
- **Toll-Free Number:** 18001032777

8. PRODUCT VIDEOS

No official product videos from the seller were available for embedding in this manual.