

EIGHTREE B0DCFN8SP1

EIGHTREE Smart Plugs Instruction Manual

Model: B0DCFN8SP1

Brand: EIGHTREE

1. SETUP GUIDE


The EIGHTREE Smart Plug is designed for easy integration into your smart home system. Follow these steps for a seamless setup process.

Initial Connection

Simply plug in the Bluetooth smart outlet. No additional apps are required for initial connection, as the Alexa device will automatically connect if linked to the same account used for purchase.

Plug In then Set Up

Automatic Connection



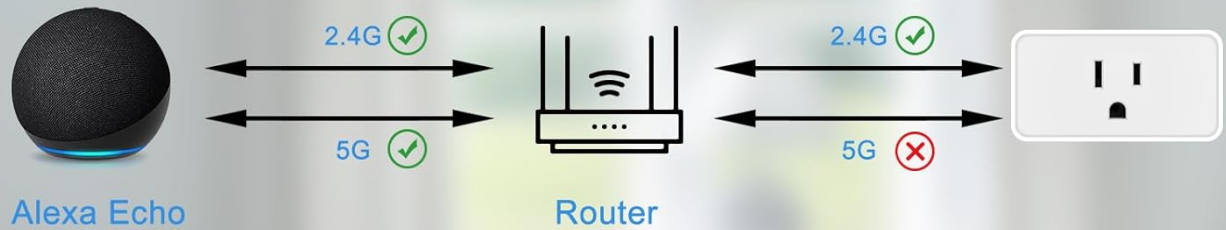
*Please note that the Alexa device must be linked to the same account used to purchase it.

Figure 1: Plug in the smart plug near your Alexa device for automatic connection.

The smart plugs establish a Bluetooth mesh network, overcoming traditional Wi-Fi limitations and not impacting your home Wi-Fi speed. This also removes concerns about 2.4GHz or 5GHz requirements.

Break Free from Wi-Fi Frequency Limitations

Others



Ours




Figure 2: Bluetooth mesh network allows for enhanced connectivity and wider range control.

Why EIGHTREE



Figure 3: Key features of EIGHTREE Smart Plugs for seamless integration.

Connection Guide Video

Your browser does not support the video tag.

Video 1: Official connection guide for EIGHTREE Bluetooth Smart Plug, demonstrating the setup process.

2. OPERATING INSTRUCTIONS

Once your EIGHTREE Smart Plug is set up, you can control your appliances with ease using various methods.

Voice Control

Manage your smart outlet plug using simple voice commands through Alexa Echo. This allows for hands-free operation, enabling you to control devices while performing other tasks.

Hands-Free Control

works with alexa



Figure 4: Hands-free control of appliances using Alexa voice commands.

App Control

Take charge of your smart plug from anywhere using the Alexa app on your phone. No extra app registrations are required, ensuring a more secure smart home experience.

No App Required

Work directly with Alexa APP



Figure 5: Control your smart plugs directly through the Alexa App without additional third-party applications.

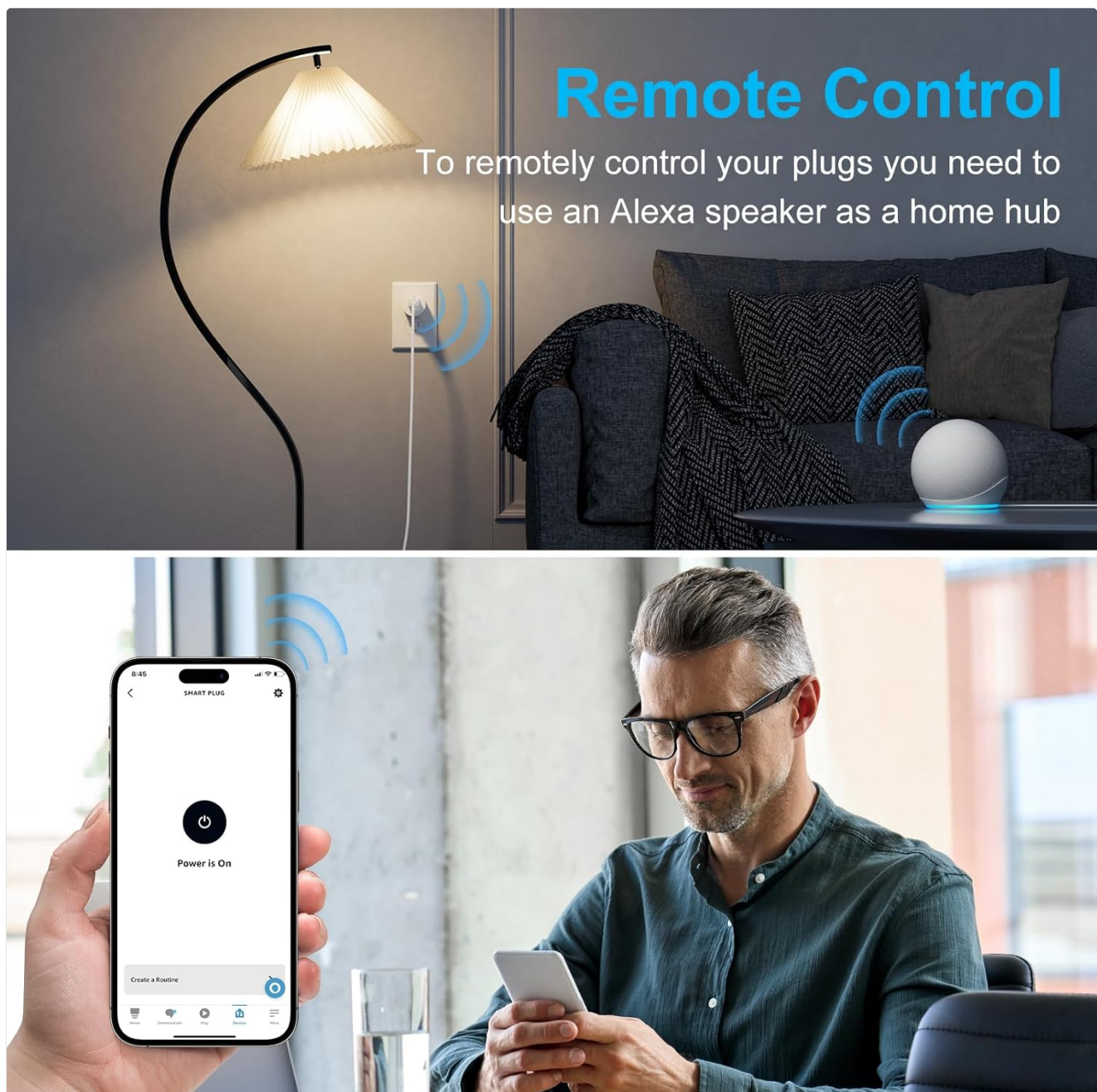


Figure 6: Remote control of your smart plugs requires an Alexa speaker as a home hub.

Timing & Scheduling

Craft tailored timers through the "Amazon Alexa" app or Alexa device to automatically activate or deactivate your appliances. For instance, you can schedule your coffee machine to start working automatically at 6:30 AM, allowing you to have a fresh cup of coffee immediately after waking up at 7:00 AM.

3. MAINTENANCE

To ensure the longevity and optimal performance of your EIGHTREE Smart Plugs, follow these simple maintenance guidelines:

- **Cleaning:** Disconnect the smart plug from the power outlet before cleaning. Use a dry, soft cloth to wipe the exterior. Avoid using liquid cleaners, aerosols, or abrasive materials.
- **Storage:** If storing the smart plug for an extended period, ensure it is unplugged and kept in a cool, dry place

away from direct sunlight and moisture.

- **Environmental Conditions:** Avoid exposing the smart plug to extreme temperatures, high humidity, or corrosive environments.

4. TROUBLESHOOTING

If you encounter any issues with your EIGHTREE Smart Plug, refer to the following common troubleshooting tips:

- **Connection Issues:** Ensure your Alexa Echo device's network is stable, as the Bluetooth smart plugs connect via Bluetooth to reach the app control.
- **Automatic Connection Failure:** For the smart plug to automatically connect upon plugging in, the Alexa device's bundled account must be the same as the account used to purchase the Alexa device.
- **Voice Control Not Responding:** Verify that your Alexa Echo device is properly configured and connected to the internet. Ensure your voice commands are clear and precise.
- **App Control Problems:** Check your phone's internet connection and ensure the Alexa app is updated to the latest version.

For further assistance, please refer to the support section or contact customer service.

5. SPECIFICATIONS

Feature	Detail
Product Dimensions	1.96 x 1.96 x 1.18 inches; 2.4 ounces
Date First Available	August 7, 2024
Manufacturer	EIGHTREE
Operation Mode	ON-OFF-ON
Current Rating	13 Amps
Operating Voltage	120 Volts (AC)
Contact Type	Normally Open
Connector Type	Plug In
Circuit Type	1-way
Actuator Type	Push Button

6. WARRANTY AND SUPPORT

EIGHTREE is committed to providing high-quality products and excellent customer service. For any inquiries or support needs regarding your Smart Plugs, please contact us directly.

Support Email: support.us@eightree.club

The product comes with a user manual that details complete procedures for optimal use and setup with Alexa and Google Assistant.