

Donner DDP-200 Pro

Donner DDP-200 Pro Digital Piano User Manual

Model: DDP-200 Pro | Brand: Donner

1. INTRODUCTION

The Donner DDP-200 Pro is an advanced digital piano designed for both beginners and experienced musicians. It features an 88-key graded weighted keyboard, a 2.4-inch IPS color screen, and a wide array of sounds and functions to enhance your musical journey. This manual provides essential information for setting up, operating, and maintaining your instrument.



Figure 1: Donner DDP-200 Pro Digital Piano

2. SETUP AND ASSEMBLY

Carefully unpack all components and ensure all parts are present before beginning assembly. Follow the step-by-step instructions provided in the assembly guide included with your piano. For visual assistance, refer to the official assembly tutorial video below.

Video 1: How to assemble the Donner DDP-200 Pro home digital piano. This video provides a step-by-step guide to correctly assemble your new digital piano.

Once the main frame is assembled, connect the pedal unit to the designated port and plug in the power adapter. Ensure all connections are secure before powering on the instrument.

3. KEY FEATURES

3.1. 88-Key Graded Weighted Keyboard

The DDP-200 Pro features an 88-key graded hammer action keyboard with four levels of force sensing. This design provides an authentic piano feel, with heavier touch in the lower register and lighter touch in the upper register, mimicking an acoustic grand piano. Adjust the force sensitivity to match your playing style.

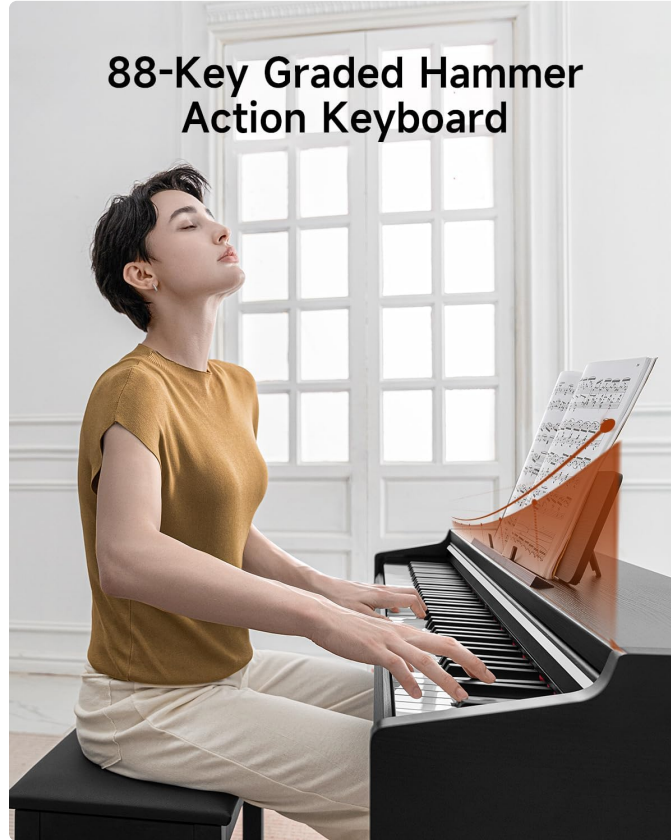


Figure 2: The 88-key graded hammer action keyboard offers an authentic playing experience.

3.2. Exceptional Sound Quality

Experience rich and clear sound with 256-note polyphony and two 25W stereo speakers. The auto-pitch stabilization system ensures consistent intonation during performances. The piano offers a diverse sound library including 120 rhythms, 130 demo songs, and 138 timbres.

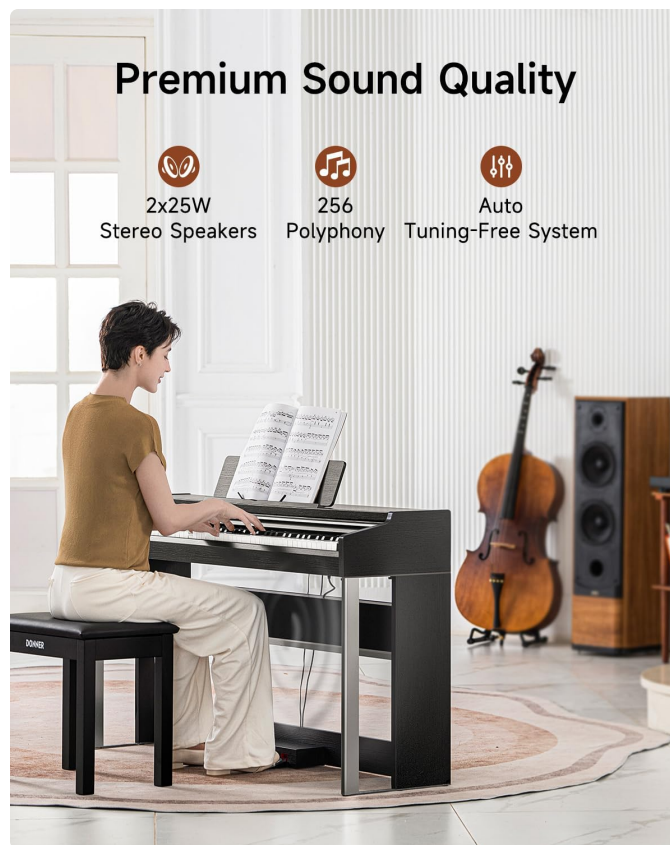


Figure 3: Premium sound quality with powerful stereo speakers and high polyphony.

3.3. 2.4" IPS Full-View Color Screen

Navigate through the piano's functions effortlessly using the intuitive 2.4-inch IPS full-view color screen with touch button design. This display provides clear visuals and easy control over settings and features.



Figure 4: The IPS color screen offers intuitive control and enhanced visuals.

3.4. Multi-Functional Capabilities

The DDP-200 Pro supports various modes including dual-tone and dual-keyboard features for versatile performances. It also includes follow-along and recording functions to aid in skill development. Advanced features like EQ adjustment, pitch fine-tuning, effects modulation, and transpose are available for personalized sound customization.



Figure 5: Smart multi-functions make daily practice easier and more engaging.

3.5. Connectivity and Pedals

The piano offers multiple connectivity options including USB Type A or Type C for external devices, a dedicated pedal jack, audio output jack, and a headphone jack for silent practice. It comes with a metal three-pedal system (soft, sostenuto, and sustain) for enhanced musical expression.

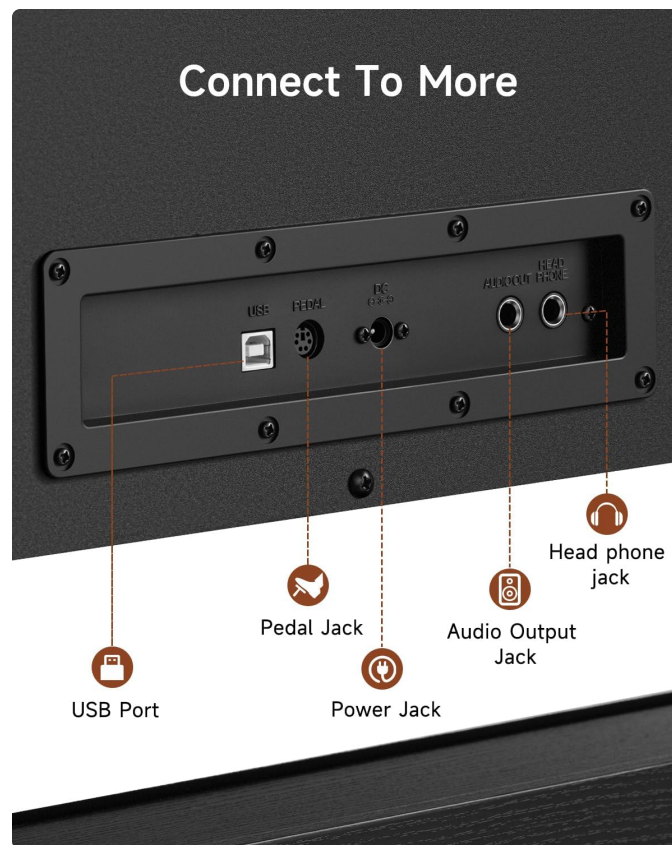


Figure 6: Various connectivity options for versatile use.



Grand Feel Pedal System

Equipped with metal three-pedal system for enhanced musical expression.

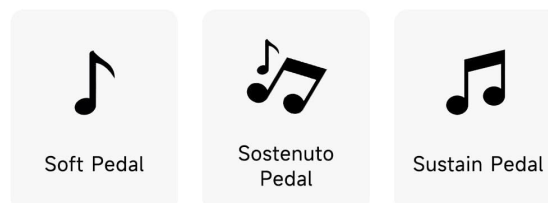


Figure 7: The three-pedal system provides comprehensive control over sustain and tone.

4. OPERATING INSTRUCTIONS

This section covers the basic operation of your Donner DDP-200 Pro Digital Piano. For a detailed tutorial on common functions, please watch the video below.

Video 2: DDP-200 Pro Common Functions Tutorial. This video guides you through the various features and settings of your digital piano.

4.1. Power On/Off and Volume

- **Power:** Locate the power button on the control panel and press it to turn the piano on or off.
- **Volume:** Use the dedicated volume knob or buttons on the control panel to adjust the master volume.

4.2. Selecting Tones, Rhythms, and Demo Songs

- Use the navigation buttons and the IPS screen to browse and select from the 138 available timbres (tones), 120 rhythms, and 130 demo songs.

4.3. Recording and Playback

- The piano features a recording function. Consult the detailed manual or the tutorial video for specific steps on how to record and play back your performances.

4.4. Advanced Functions

- **Split Mode:** Divide the keyboard into two sections, allowing two different instrument sounds to be played simultaneously.
- **Dual Voice:** Layer two different instrument sounds to create a richer, more complex tone.
- **Metronome:** Activate the built-in metronome to assist with timing and rhythm practice.
- **Transposing & Fine-Tuning:** Adjust the pitch of the entire keyboard or fine-tune individual notes for specific musical requirements.
- **EQ Adjustment & Effects:** Customize the sound further using the equalizer and various built-in effects.

5. MAINTENANCE

Proper care ensures the longevity and optimal performance of your digital piano.

- **Cleaning:** Use a soft, dry cloth to wipe down the surface of the piano. For keys, a slightly damp cloth with mild soap can be used, followed by a dry cloth. Avoid abrasive cleaners or solvents.
- **Environment:** Keep the piano away from direct sunlight, extreme temperatures, and high humidity.
- **Protection:** When not in use, consider using a dust cover to protect the keys and surface.

6. TROUBLESHOOTING

If you encounter any issues, refer to the following common solutions:

- **No Sound:** Check if the piano is powered on, volume is up, and headphones are not plugged in (unless intended). Ensure external speakers are connected correctly if used.
- **Keys Not Responding:** Power cycle the piano. If the issue persists, contact customer support.
- **Distorted Sound:** Check volume levels of both the piano and any connected external devices. Ensure cables are securely connected.

7. SPECIFICATIONS


Feature	Detail
Model Name	DDP-200 Pro


Brand	Donner
Number of Keys	88
Keyboard Type	Graded Weighted Keys, Hammer Action
Polyphony	256
Speakers	2 x 25W Stereo Speakers
Display	2.4" IPS Full-view Color Digital Display
Connectivity	USB Type A or Type C, Pedal Jack, Audio Output, Headphone Jack
Special Features	Recording, Split Mode, Dual Voice, Metronome, EQ Adjustment, Pitch Fine-Tuning, Effects Modulation, Transpose
Item Weight	93.5 pounds
Package Dimensions	57.09 x 18.5 x 13.39 inches
Power Source	Battery Powered (Note: Typically digital pianos are AC powered, this might refer to internal battery for settings or a specific model variant. Please verify with product packaging.)
Skill Level	All

8. WARRANTY AND SUPPORT

For warranty information, please refer to the documentation included with your product or visit the official Donner website. For technical support, troubleshooting assistance, or any inquiries regarding your Donner DDP-200 Pro Digital Piano, please contact Donner customer service directly. Contact details can typically be found on the product packaging or the official Donner website.

Related Documents - DDP-200 Pro

 	<p>Donner DDP-100S Digital Piano User Manual</p> <p>Comprehensive user manual for the Donner DDP-100S Digital Piano, detailing setup, product parameters, features, assembly, voice and rhythm lists, demo songs, and important safety information.</p>
 	<p>Donner DDP-400 Digital Piano User Manual</p> <p>This user manual provides comprehensive instructions for the Donner DDP-400 Digital Piano. It covers setup, assembly, features, operation, troubleshooting, and technical specifications for this 88-key weighted keyboard instrument.</p>
 	<p>Donner OURA Piano S300 User Manual: Setup, Operation, and Maintenance</p> <p>Explore the Donner OURA Piano S300 digital piano with this comprehensive user manual. Learn about its 88-key graded hammer keyboard, Bluetooth/MIDI features, setup, safe operation, and maintenance. Ideal for musicians seeking detailed guidance on their Donner digital piano.</p>
 	<p>Donner DDP-200 88 Keys Digital Piano User Manual</p> <p>Comprehensive user manual for the Donner DDP-200 88 Keys Digital Piano, covering assembly, panel instructions, connections, functions, maintenance, security, and troubleshooting.</p>
 	<p>Donner DDP-200 88 Keys Digital Piano User Manual</p> <p>Comprehensive user manual for the Donner DDP-200 88 Keys Digital Piano, covering assembly, setup, functions, maintenance, troubleshooting, and safety information.</p>

<div></div> <div><div>USER MANUAL</div><div>DDP-80 PLUS DIGITAL PIANO</div></div>	<div>Donner DDP-80 Plus Digital Piano User Manual</div> <div>Comprehensive user manual for the Donner DDP-80 Plus digital piano, providing essential information on setup, features, and connectivity.</div>
--	--

Documents - Donner – DDP-200 Pro



DIGITAL PIANO DDP-200PRO
Operation Manual | MANUEL D'INSTRUCTIONS | BENUTZERHANDBUCH
Manuale di Istruzioni | Manual de Instrucciones | 操作マニュアル

[\[pdf\]](#)
DDP 200 PRO Manuals Donner Music CA pro 88 drive google file d 1
nJSGZgUTd1BFpqwUCIF08IBQodeLsXg view |||
...
lang: **score:21** filesize: 11.05 M page_count: 48 document date: 2024-09-29