

[Manuals.plus](#) /

› [Monyhigh](#) /

› [Monyhigh S48 Bluetooth 5.3 Wireless Earbuds User Manual](#)

## Monyhigh S48

# Monyhigh S48 Bluetooth 5.3 Wireless Earbuds User Manual

Model: S48 | Brand: Monyhigh

## INTRODUCTION

---

Thank you for choosing the Monyhigh S48 Bluetooth 5.3 Wireless Earbuds. This manual provides detailed instructions to help you set up, operate, and maintain your new earbuds. Please read this manual thoroughly before use to ensure optimal performance and longevity of your device.



Image: Monyhigh S48 Bluetooth Earbuds in their charging case, displaying the battery level on an LED screen.

## PACKAGE CONTENTS

---

Please ensure all items are present in your package:

- Monyhigh S48 Wireless Earbuds (Left and Right)
- Charging Case
- USB Type-C Charging Cable
- S/M/L Silicone Eartips (3 pairs)
- User Manual (this document)

## SETUP GUIDE

### 1. Initial Charging

Before first use, fully charge the earbuds and the charging case. The charging case features an LED digital power display to show the battery level.

- Connect the charging case to a power source using the provided USB Type-C cable.
- The LED display will show the charging progress. A full charge takes approximately 2 hours.
- Once fully charged, the earbuds can provide up to 6-8 hours of music time, and the charging case provides multiple additional charges for a total of up to 42 hours of playtime.



Image: Illustration of the Monyhigh S48 earbuds' battery life and charging duration.

# LED Digital Power Display



Charging case  
power display



Earbuds charging  
status



Image: Close-up of the LED Digital Power Display on the charging case, indicating charge status for both the case and individual earbuds.

## 2. Pairing with Your Device

The Monyhigh S48 earbuds feature one-step auto pairing for convenience.

1. **Step 1:** Open the lid of the charging case. The earbuds will automatically power on and enter pairing mode.
2. **Step 2:** On your smartphone, tablet, or other Bluetooth-enabled device, go to the Bluetooth settings.
3. **Step 3:** Search for available devices and select "S48" from the list to connect.
4. Once successfully paired, the earbuds will automatically reconnect to your device when removed from the case for subsequent uses.

# One step Auto Pairing

**Step1:** Open the Lid, Earbuds Auto Power on

**Step2:** Open the Phone Bluetooth, Click the <S48>to Pairing

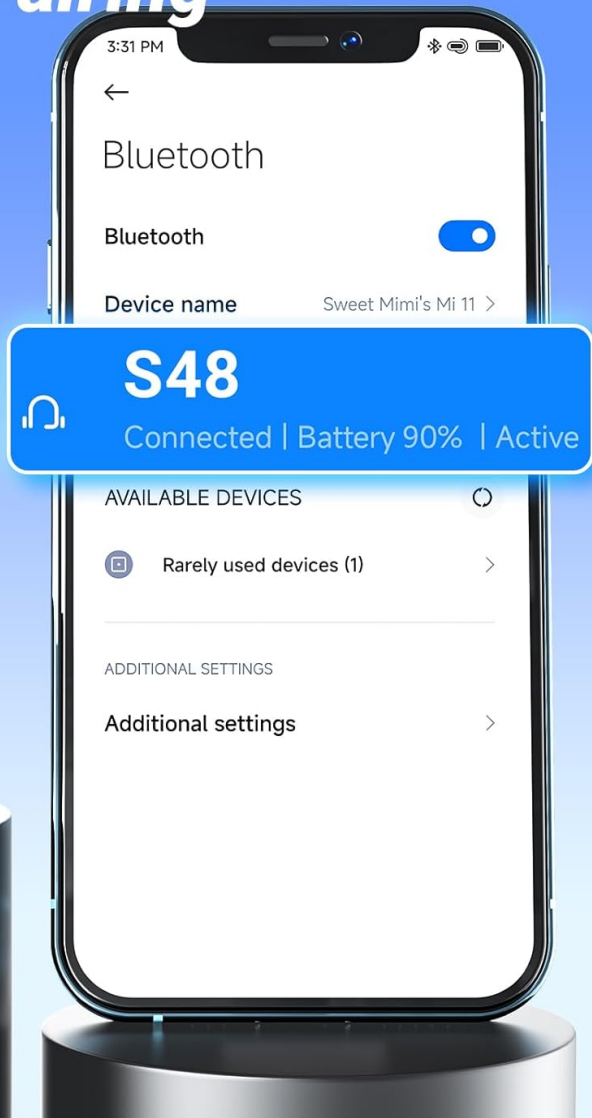


Image: Visual guide demonstrating the one-step auto pairing process with a smartphone.

# Upgraded Bluetooth 5.3

Stronger signal and More stable with 30% less delay



Image: Diagram illustrating the upgraded Bluetooth 5.3 technology for stable and faster connection.

### 3. Wearing the Earbuds

For optimal sound quality and comfort, choose the correct size of silicone eartips (S, M, L) that best fit your ears. Gently insert the earbuds into your ear canal and rotate them slightly to ensure a secure and comfortable fit.

# Ergonomic design and ultra-lightweight



Ergonomic Design



4g Ultra Lightweight



S/M/L Eartips

Image: Visual representation of the ergonomic design, lightweight nature, and included eartip sizes for comfortable wear.

## OPERATING INSTRUCTIONS

---

### Touch Controls

The Monyhigh S48 earbuds feature intuitive touch controls on each earbud. Refer to the diagram below for specific functions:

# Easy touch control

Smart control all function with your finger tips



Image: Detailed illustration of the touch control functions available on the earbuds.

- **Answer/Hang Up Call:** Single tap on either earbud.
- **Play/Pause Music:** Single tap on either earbud.
- **Next Track:** Double tap the right earbud.
- **Previous Track:** Double tap the left earbud.
- **Volume Up:** Triple tap the right earbud.
- **Volume Down:** Triple tap the left earbud.
- **Activate Voice Assistant:** Long press either earbud for 2 seconds.

## Sound Quality and Call Features

The S48 earbuds are equipped with 13.4mm dynamic drivers for immersive Hi-Fi stereo sound, delivering rich bass and clear treble.

# Premium Stereo Sound

13.4mm Bigger Dynamic Driver, Deep Bass+, HiFi Stereo sound



ENC Noise  
Cancellation



13.4mm  
Bigger Driver




Image: Illustration highlighting the 13.4mm dynamic driver and its contribution to premium stereo sound. For calls, the earbuds feature 4 HD microphones with ENC (Environmental Noise Cancellation) technology. This system effectively filters out over 80% of external noise, ensuring clear voice transmission during calls, even in noisy environments.

# ENC-Crystal Clear Phone Calls

With 4 microphones, and the ENC Call Noise Reduction technology keep your call clearer. Confidently take meetings and calls anywhere

**3X**  
CLEARER

Noise: 


Voice: 



Image: Diagram explaining how ENC technology enhances call clarity by reducing ambient noise.

## Multiple Usage Modes

- **Stereo Mode:** Use both earbuds for an immersive stereo audio experience.
- **Share Mode:** Share one earbud with another person to enjoy audio together.
- **Single Mode:** Either earbud can be used independently as a mono headset.

## MAINTENANCE AND CARE

- **Cleaning:** Regularly clean the earbuds and charging case with a soft, dry, lint-free cloth. Do not use harsh chemicals or abrasive materials.
- **Eartips:** Remove and clean the silicone eartips periodically with water and mild soap, then dry thoroughly before reattaching.
- **Water Resistance:** The earbuds are IP7 waterproof, meaning they are resistant to sweat and splashes. However, they are not designed for swimming or prolonged submersion. Ensure the charging port is dry before charging.
- **Storage:** When not in use, store the earbuds in their charging case to protect them and keep them charged. Avoid extreme temperatures.

## TROUBLESHOOTING

---

If you encounter any issues with your Monyhigh S48 earbuds, please refer to the following common solutions:

- **Earbuds not pairing:**
  - Ensure both earbuds are fully charged.
  - Make sure Bluetooth is enabled on your device.
  - Turn off Bluetooth on your device, then turn it back on and try pairing again.
  - Forget "S48" from your device's Bluetooth list and re-pair.
  - Ensure the earbuds are removed from the charging case.
- **No sound or low volume:**
  - Check the volume level on both your device and the earbuds.
  - Ensure the earbuds are properly seated in your ears.
  - Try a different size of eartips for a better seal.
  - Reconnect the earbuds to your device.
- **Charging issues:**
  - Verify the USB Type-C cable is securely connected to both the case and the power source.
  - Try a different charging cable or power adapter.
  - Ensure the charging contacts on the earbuds and inside the case are clean and free of debris.
- **Earbuds disconnect frequently:**
  - Ensure your device is within the 15-meter Bluetooth range.
  - Avoid obstacles between your device and the earbuds.
  - Minimize interference from other wireless devices.

If the issue persists, please contact customer support for further assistance.

## TECHNICAL SPECIFICATIONS

---

<b>Model Name</b>	S48
<b>Brand</b>	Monyhigh
<b>Connectivity Technology</b>	Wireless (Bluetooth 5.3)
<b>Ear Placement</b>	In-Ear
<b>Form Factor</b>	In-Ear
<b>Noise Isolation</b>	ENC (Environmental Noise Cancellation)
<b>Microphones</b>	4 HD Microphones
<b>Driver Size</b>	13.4mm Dynamic Drivers
<b>Frequency Range</b>	10 Hz - 20,000 Hz
<b>Water Resistance</b>	IP7 Waterproof
<b>Control Method</b>	Touch Control

<b>Charging Port</b>	USB Type-C
<b>Charging Time</b>	Approx. 2 hours
<b>Total Playtime</b>	Up to 42 hours (with charging case)
<b>Battery Type</b>	Lithium-ion
<b>Compatible Devices</b>	Desktops, phones, laptops, tablets, smart speakers
<b>Material</b>	Plastic
<b>Color</b>	Rose

## WARRANTY AND SUPPORT

---

Monyhigh products are designed for reliability and performance. For warranty information or technical support, please refer to the contact details provided with your purchase or visit the official Monyhigh website. Please retain your proof of purchase for any warranty claims.