

MELOKEA F043

MELOKEA ReliefBack Master Ergonomic Office Chair

MODEL: F043

Important Safety Warnings

Please read all instructions carefully before assembly and use. Keep this manual for future reference.

- Always ensure the user's weight does not exceed the maximum recommended weight capacity of **200 kg** to avoid stability issues and potential damage.
- Be cautious when using the "unlimited levitation" (recline) function to prevent potential injuries. Ensure adequate space around the chair.
- Keep small parts away from children during assembly.
- Do not stand on the chair.
- Regularly check all bolts and screws to ensure they are tightened.

Product Overview

The MELOKEA ReliefBack Master Ergonomic Office Chair is designed to provide superior comfort and support for extended periods of sitting. It features advanced ergonomic adjustments to adapt to various body types and preferences, promoting healthy posture and reducing discomfort.



Figure 1: Overview of the MELOKEA ReliefBack Master Ergonomic Office Chair, showcasing its key adjustable features and robust design.

Key features include Seat-Back Synchronization, 2nd Generation Flexback Adaptive Lumbar Support, Unlimited Levitation recline, and comprehensive 3D headrest and 4D armrest adjustments.

Specifications

Feature	Detail
Brand	MELOKEA
Model Number	F043
Color	Grey

Feature	Detail
Product Dimensions (L x W x H)	71 x 67 x 50 cm
Item Weight	29 Kilograms
Material	Aluminum, Polyurethane Foam, Mesh + Cotton
Maximum Weight Recommendation	200 Kilograms
Seat Material Type	Polyurethane Foam
Back Style	Open Back
Recommended Uses	Office

Seat-Back Synchronization Technology

Ensuring seamless coordination between the seat and backrest, solving the issue of inadequate lumbar support during reclining

The image compares the MELOKEA chair (left) with other chairs (right). The MELOKEA chair is shown in a reclined position with a blue dashed line indicating the synchronized movement of the seat and backrest. A circular inset shows a close-up of the seat cushion mechanism. A blue checkmark is present in the bottom right corner of the MELOKEA section. The 'Other' chair is shown in a reclined position with a red dashed line indicating inadequate lumbar support. A red 'X' is present in the bottom right corner of the 'Other' section. A large 'VS' graphic is placed between the two images.

The seat cushion dynamically moves forward when reclining

The seat depth can be manually adjusted forward and backward by 5cm

The lumbar support synchronously rotates downward

Figure 2: Detailed dimensions of the MELOKEA ReliefBack Master Ergonomic Office Chair, providing measurements for height, width, and depth.

Setup and Assembly

The MELOKEA ReliefBack Master chair is designed for quick and easy assembly, often taking as little as 10 minutes thanks to its pre-assembled components and EasyLock system. Only a few screws are required.

1. **Unpack Components:** Carefully remove all parts from the packaging. Ensure all components listed in the packing list are present.
2. **Attach Wheels:** Insert the chair wheels into the base.
3. **Connect Backrest:** Align the backrest with the seat mechanism and secure it using the provided 4 screws. Tighten firmly.
4. **Insert Gas Lift:** Place the gas lift cylinder into the center hole of the chair base.
5. **Attach Seat:** Carefully place the assembled seat and backrest onto the gas lift cylinder. Press down firmly to secure.
6. **Final Check:** Ensure all connections are secure and the chair is stable before use.

Operating Instructions

Your MELOKEA chair offers a range of adjustments to customize your seating experience. Familiarize yourself with these features for optimal comfort and ergonomic support.

1. Seat-Back Synchronization Technology

This technology ensures seamless coordination between the seat and backrest. As the backrest reclines, the seat cushion dynamically moves forward, maintaining consistent lumbar support and alignment with your body's movements. This helps relieve lower and upper back pain, and hip discomfort.

Recline and Relax at Ease, Pause at Any Angle You Desire

Unlimited Levitation technology eliminates the need for manual adjustments and the restrictions of fixed positions when reclining

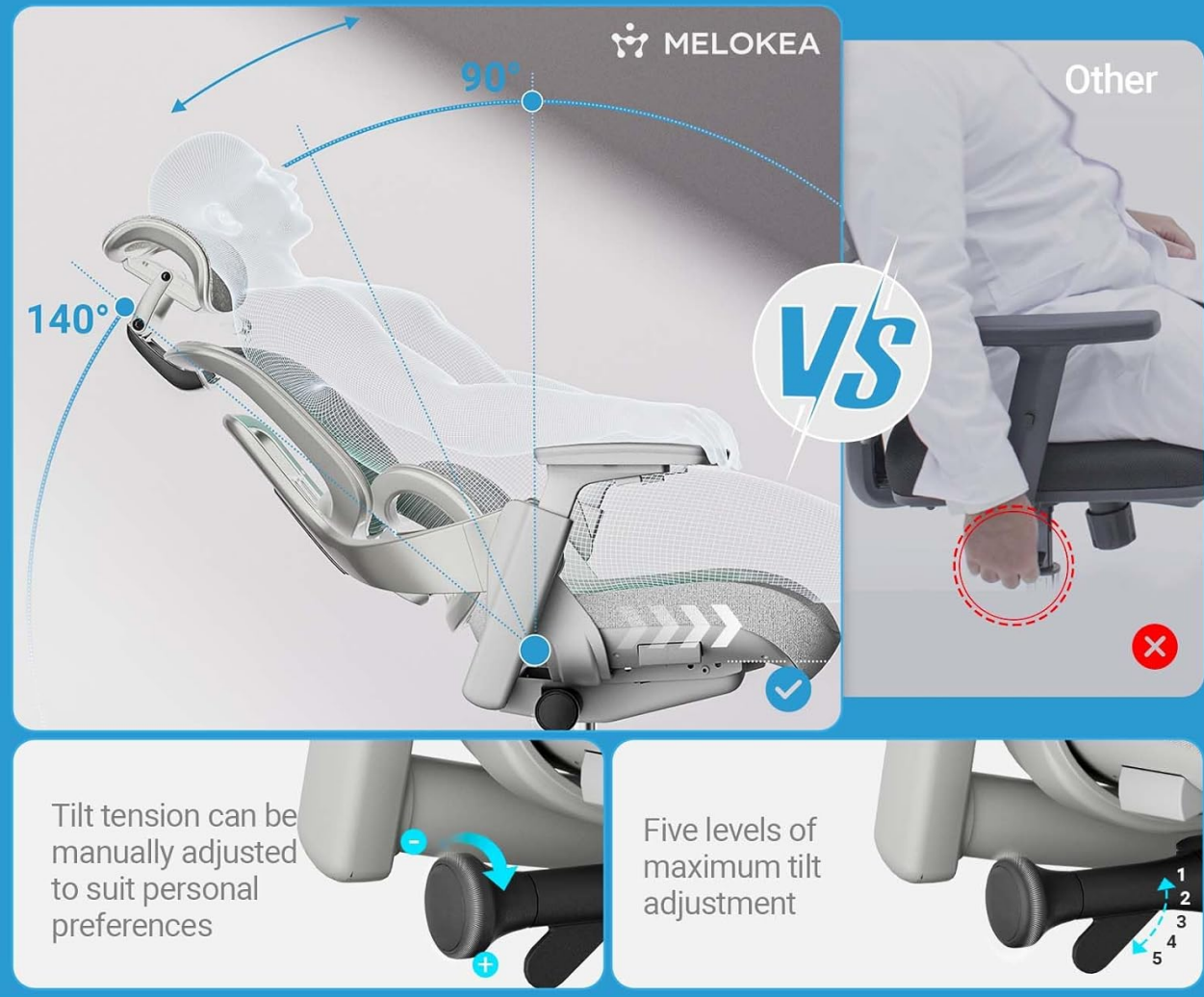


Figure 3: Illustration of the Seat-Back Synchronization, showing how the seat cushion moves forward as the backrest reclines to maintain ergonomic support.

2. Adaptive Lumbar Support (2nd Gen Flexback)

The innovative adaptive lumbar support adjusts dynamically up, down, left, and right within a 0-15° range, responding to your lower back movements. It provides continuous support regardless of your sitting posture or body rotation.

Waterfall Edge Seat Cushion for Enhanced Sitting Comfort

Relieves Thigh Pressure | Improves Blood Circulation | Enhances Posture



The seat cushion is composed of molded foam and a thick latex layer, ensuring a soft and comfortable seating experience while maintaining its shape and resilience.



Figure 4: Visual representation of the adaptive lumbar support, highlighting its dynamic adjustment capabilities for continuous back protection.

3. Unlimited Levitation (Recline)

Enjoy unlimited levitation at any desired angle without manual insertion or detachment. The chair offers five levels of maximum tilt adjustment. You can also adjust the tilt tension to match your personal preferences. *Note: The seat tilt does not support locking, but allows for easy hovering at any angle.*

Adaptive Lumbar Support, Revolutionary Back Comfort

Automatically adjusts the lumbar support based on the user's posture and movements, providing continuous dynamic support

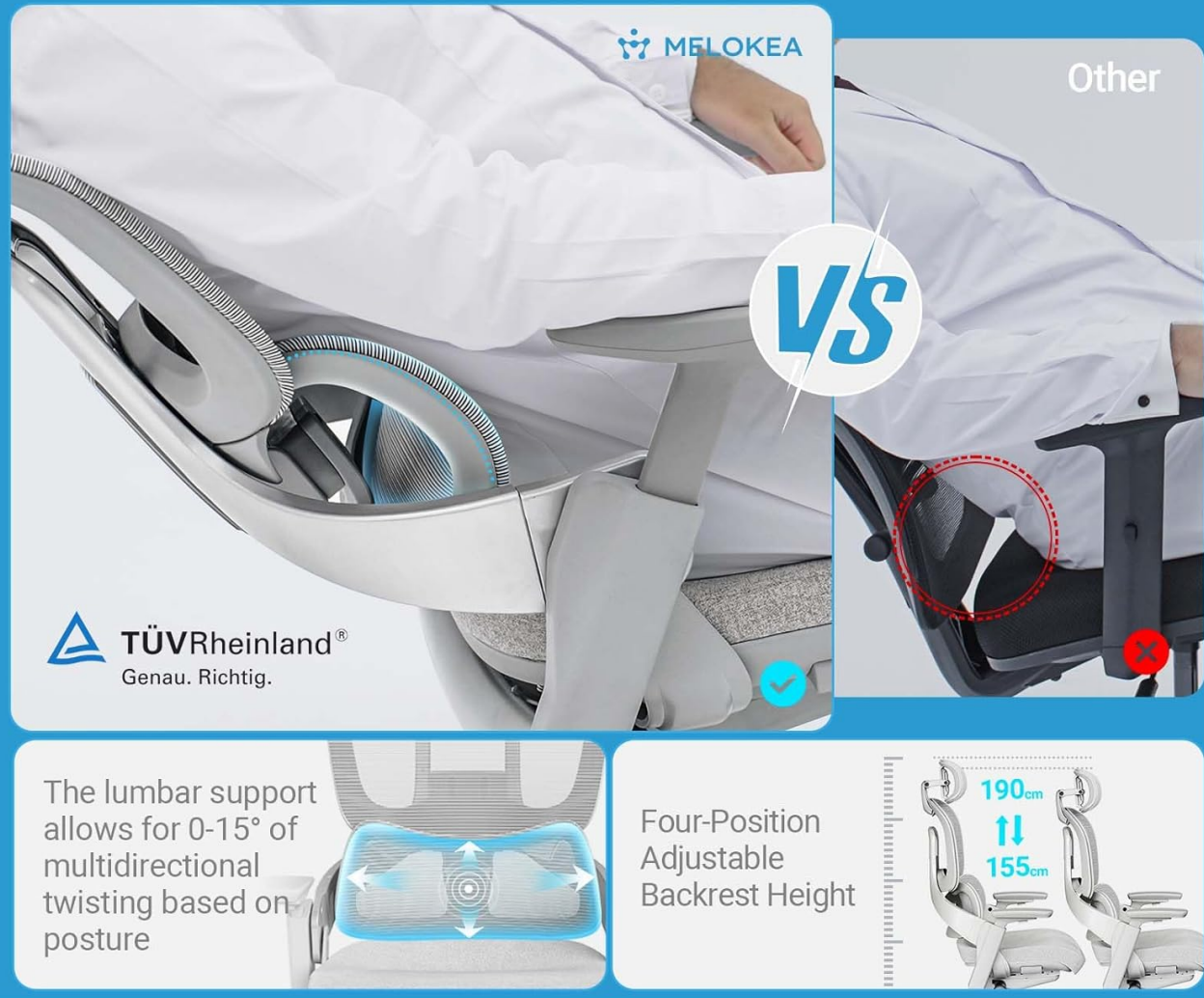


Figure 5: Diagram illustrating the unlimited levitation recline function and the mechanism for adjusting tilt tension and maximum tilt levels.

4. Adjustable Features: Headrest, Armrests, Seat Depth, Backrest Height

- **3D Headrest:** Adjust the headrest up to 12 cm in height, 7 cm in forward/backward position, and pivot it 90°.
- **4D Armrests:** The extra-wide armrests offer multiple adjustment options: forward/backward glide, height adjustment, lateral movement, and a 15-degree pivot.
- **Seat Depth:** The seat depth can be customized by 50 mm to accommodate different leg lengths.
- **4-Level Backrest Adjustment:** Allows for precise positioning of lumbar and upper back support, ensuring an optimal fit for your height.

Exceptional Quality

SGS certified and BIFMA tested chairs
uncompromised comfort and reliability

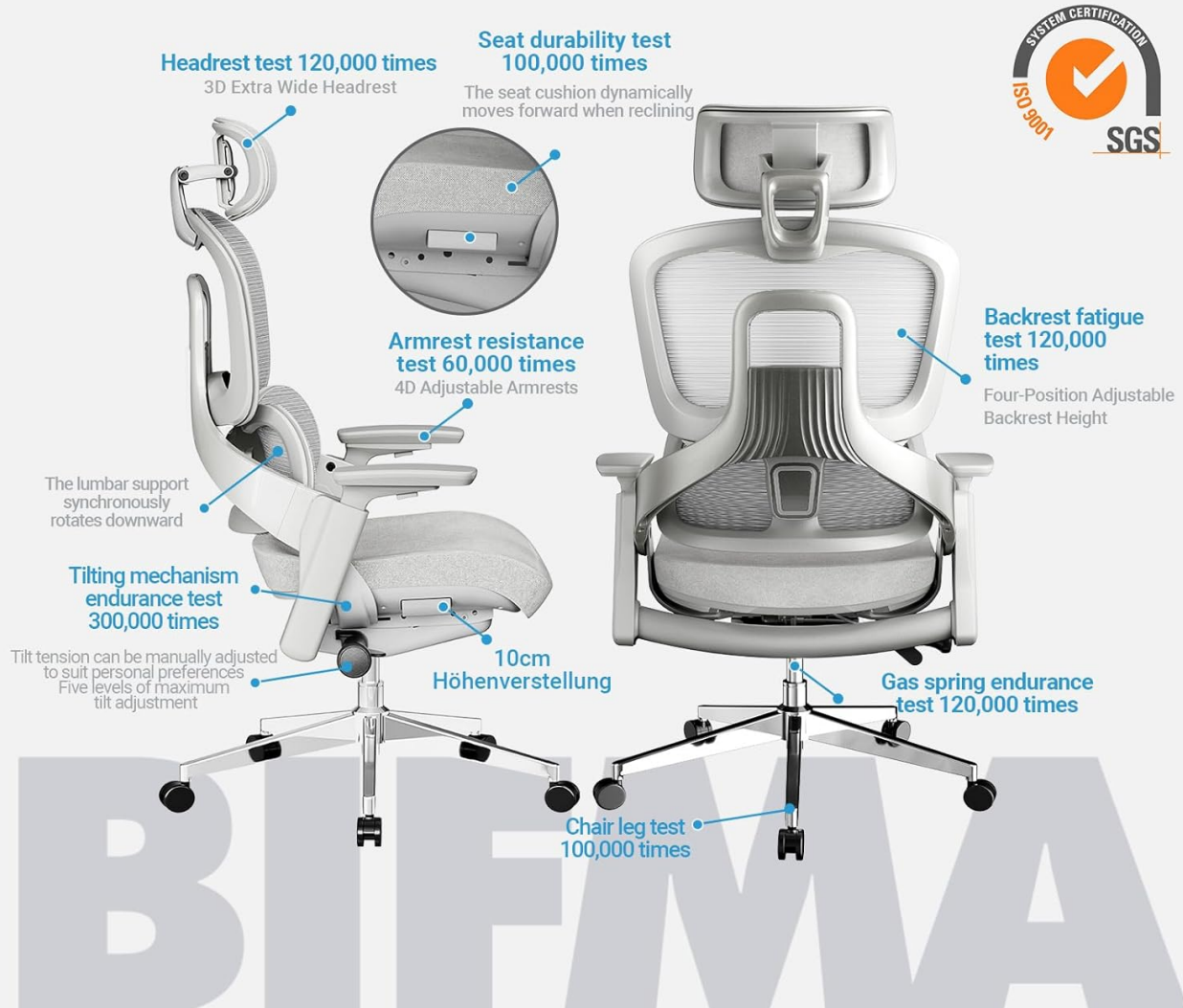


Figure 6: Detailed view of the 4D adjustable armrests and 3D extra-wide headrest, showing their various ranges of motion for personalized comfort.

5. Waterfall Edge Seat Cushion

The seat cushion features a waterfall edge design, composed of molded foam and a thick latex layer. This design helps relieve thigh pressure, improves blood circulation, and enhances overall posture, ensuring a soft, comfortable, and hygienic seating experience.

4D Adjustable Armrests



3D Extra Wide Headrest

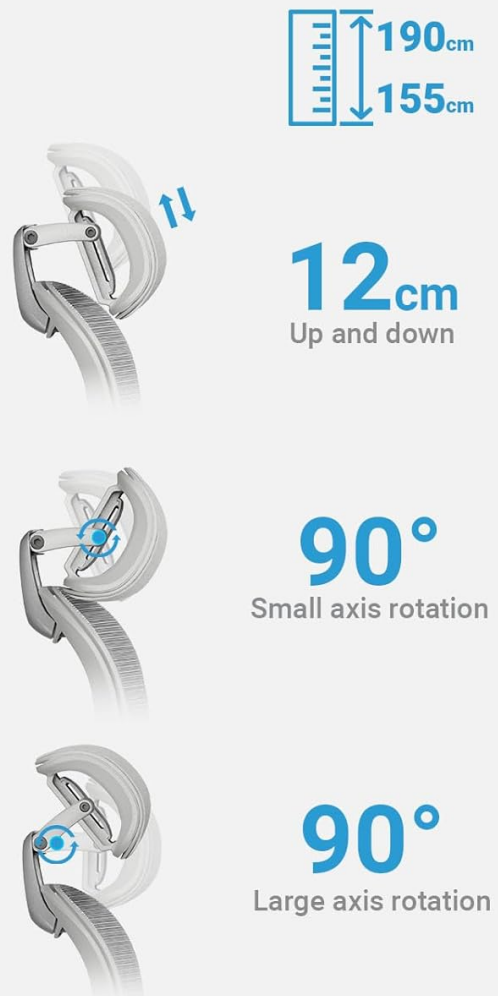


Figure 7: Close-up of the waterfall edge seat cushion, illustrating its layered construction for enhanced comfort and support.

Maintenance and Care

Proper care will extend the life and maintain the appearance of your MELOKEA office chair.

- **Cleaning:** For mesh and fabric surfaces, use a soft cloth dampened with mild soap and water. Avoid harsh chemicals or abrasive cleaners. For aluminum parts, wipe with a dry or slightly damp cloth.
- **Latex Cushion:** The integrated antibacterial latex cushion is designed for hygiene. Avoid exposing it to direct sunlight or extreme temperatures.
- **Regular Inspection:** Periodically check all screws, bolts, and moving parts to ensure they are secure and functioning correctly. Tighten any loose fasteners.
- **Avoid Overloading:** Do not exceed the maximum weight capacity of 200 kg.

Troubleshooting

If you encounter any issues with your MELOKEA chair, please refer to the following common troubleshooting tips:

- **Chair Squeaks or Wobbles:** Ensure all assembly screws are tightly secured. Apply a small amount of silicone lubricant to moving parts if necessary, avoiding contact with fabric.
- **Gas Lift Not Adjusting Height:** Check if the height adjustment lever is fully engaged. Ensure no obstructions are preventing the gas lift from moving freely.
- **Backrest Does Not Stay in Position (Recline):** The "unlimited levitation" feature allows for free movement and pausing at any angle, but does not feature a locking mechanism for the recline. Ensure the tilt tension is adjusted to your preference.
- **Armrests Adjust Too Easily:** While 4D armrests offer extensive movement, if they feel excessively loose, check for any visible loose connections.
- **Headrest Constantly Adjusts:** The 3D headrest is designed for dynamic movement. If it does not hold a position you expect, ensure you are using its full range of motion for adjustment.

If the problem persists after attempting these solutions, please contact MELOKEA customer support for further assistance.

Durability and Standards

The MELOKEA ReliefBack Master chair is built with high-quality materials and undergoes rigorous testing to ensure durability and reliability. It meets stringent international standards for office furniture.

- **Certifications:** SGS certified and BIFMA tested.
- **Standards Compliance:** Meets all requirements of EN 1335-1:2020 and BIFMA standards for durability and stability.
- **Testing:** Components are tested for endurance, including headrest (120,000 times), seat durability (100,000 times), armrest resistance (60,000 times), backrest fatigue (120,000 times), tilting mechanism endurance (300,000 times), gas spring endurance (120,000 times), and chair leg test (100,000 times).



Figure 8: Illustration detailing the various durability and quality tests performed on the MELOKEA chair components, ensuring long-lasting performance.

Warranty and Support

MELOKEA is committed to providing high-quality ergonomic chairs and excellent customer service.

- **Warranty:** Your MELOKEA chair comes with a **5-year warranty**, exceeding industry standards. This warranty covers manufacturing defects and significant material failures under normal use.
- **Customer Service:** As a global provider with over 20 years of experience, MELOKEA's dedicated customer service team is available to assist you. For any inquiries, issues, or warranty claims, please contact us through the retailer's platform or the official MELOKEA website. We aim to resolve inquiries within 24 hours.



© 2024 MELOKEA. All rights reserved.