

- › [SEMBO BLOCK](#) /
- › [SEMBO BLOCK SUZUKI GSXR1000R \(1:14\) 326-Piece Motorcycle Building Block Set Instruction Manual](#)

## SEMBO BLOCK 705030

# SEMBO BLOCK SUZUKI GSXR1000R (1:14) 326-Piece Motorcycle Building Block Set Instruction Manual

## 1. INTRODUCTION

Thank you for choosing the SEMBO BLOCK SUZUKI GSXR1000R (1:14) 326-Piece Motorcycle Building Block Set. This officially licensed SUZUKI product offers an engaging and rewarding building experience. Upon completion, the model features functional rotating wheels and handlebar steering, providing a realistic representation of the iconic SUZUKI GSXR1000R. This manual provides comprehensive instructions to guide you through the assembly process and ensure proper use and maintenance of your model.



Figure 1.1: Completed SEMBO BLOCK SUZUKI GSXR1000R Model

## 2. SAFETY WARNINGS

**WARNING: CHOKING HAZARD - Small parts. Not for children under 3 years.**

- This product contains small parts and balls which may pose a choking hazard if swallowed.
- Always ensure adult supervision during assembly and play, especially with younger children.
- Not suitable for children under 6 years of age.
- Keep all packaging materials away from children to prevent suffocation.
- This product is manufactured and tested according to international specifications and standards.

### 3. PACKAGE CONTENTS

Before beginning assembly, please verify that all components are present. The set includes:

- 326 building block pieces.
- 1 x Instruction Manual (this document).
- Sticker sheet for detailed decals.

If any parts are missing or damaged, please contact the manufacturer for assistance.



Figure 3.1: Product Packaging

### 4. ASSEMBLY INSTRUCTIONS

The assembly process is guided by a detailed, full-color pictorial instruction manual. Follow each step carefully to ensure correct construction.

#### 4.1 General Assembly Tips

- Sort pieces by color and type before starting.
- Refer to the diagrams for correct placement and orientation of parts.

- Red lines in the diagrams indicate parts assembled in the current step.
- Yellow lines in the diagrams indicate parts assembled in the previous step.
- For UV stickers, peel off the transparent film after application.




Figure 4.1: Assembly Tips

## 4.2 Step-by-Step Assembly

Proceed through the numbered steps in the included manual. Each step illustrates the required pieces and their placement. Examples of assembly pages are shown below:

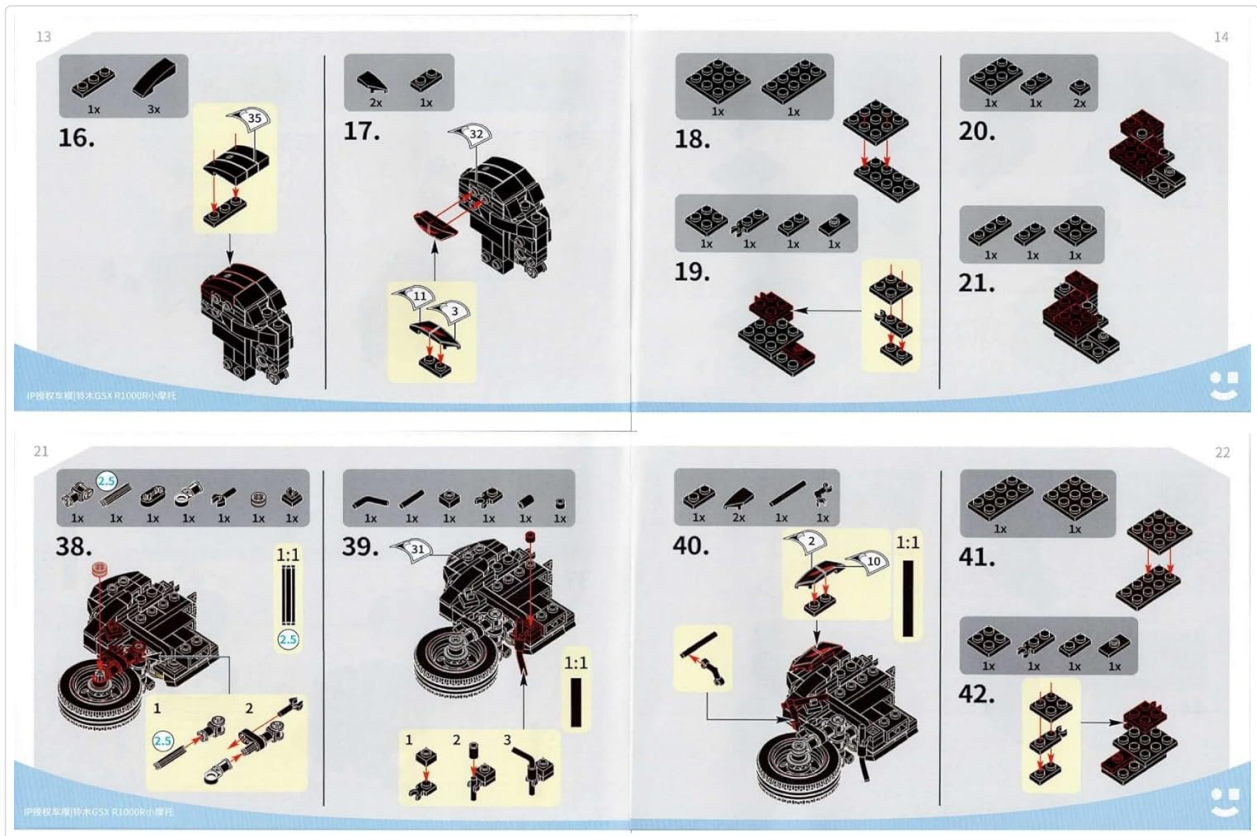


Figure 4.2: Example Assembly Page 1




Figure 4.3: Example Assembly Page 2



Figure 4.4: Example Final Assembly Page

## 5. FEATURES

---

The SEMBO BLOCK SUZUKI GSXR1000R model incorporates several design and functional features:

- **Official SUZUKI License:** An authentic replica of the SUZUKI GSXR1000R.
- **Interactive Elements:** Features rotating wheels and functional handlebar steering for dynamic display.
- **High-Quality Material:** Constructed from environmentally friendly ABS plastic, ensuring durability and a smooth finish.
- **Precision Fit:** Each block is designed for a secure and precise fit, preventing looseness or excessive tightness.
- **Compatibility:** Blocks are compatible with other major building block brands.



Figure 5.1: Product Features Overview

## 6. OPERATING INSTRUCTIONS

This product is a static display model with interactive elements. No complex operation is required.

- **Display:** Place the completed model on a stable surface or its included display stand.
- **Interactive Play:** The wheels can be rotated manually, and the handlebars can be turned to simulate steering.

## 7. MAINTENANCE

To ensure the longevity and appearance of your SEMBO BLOCK model, follow these simple maintenance guidelines:

- **Cleaning:** Wipe the model gently with a soft, damp cloth. Avoid harsh chemicals or abrasive cleaners.
- **Storage:** Store the model in a cool, dry place away from direct sunlight and extreme temperatures to prevent discoloration or warping of plastic parts.
- **Handling:** Handle the model with care to avoid accidental disassembly or damage to delicate parts.

## 8. TROUBLESHOOTING

Should you encounter any issues during assembly or with the finished product, consider the following:

- **Missing Pieces:** Double-check all packaging and sorting trays. If a piece is genuinely missing, refer to the Warranty & Support section for contact information.
- **Difficulty Assembling:** Review the specific step in the instruction manual. Ensure all parts are correctly oriented and fully pressed into place. Sometimes, a small error in an earlier step can affect later assembly.

- **Loose Connections:** If parts feel loose, ensure they are fully engaged. If a part consistently remains loose, it may be defective; contact support.

## 9. SPECIFICATIONS

Attribute	Detail
Model Number	705030
Brand	SEMBO BLOCK
Product Name	SUZUKI GSXR1000R Motorcycle
Scale	1:14
Number of Pieces	326
Material	Environmentally friendly ABS Plastic
Finished Product Dimensions (L x W x H)	175 mm x 83 mm x 97 mm
Product Weight	175 g
Recommended Age	6 years and up
Educational Objectives	Creative thinking, Shape recognition, Concentration



Figure 9.1: Model Dimensions

## 10. WARRANTY & SUPPORT

This product is manufactured to international standards. For specific warranty information or to report missing/defective parts, please contact the manufacturer directly.

- **Manufacturer:** SEMBO BLOCK
- **General Inquiries:** Please refer to the contact information provided on the product packaging or the official SEMBO BLOCK website.

- **Product UPC:** 6970556352233 (Typically found on product packaging)
- **WeChat Support:** Scan the QR code on the product packaging or visit [http://weixin.qq.com/r/Rkg6lrHEt\\_zlrfVB9x1U](http://weixin.qq.com/r/Rkg6lrHEt_zlrfVB9x1U) for support via WeChat.