

EDISHINE TF0514

EDISHINE LED Floor Lamp (Model TF0514) User Manual

Your guide to setup, operation, and care.

1. INTRODUCTION

Thank you for choosing the EDISHINE LED Floor Lamp. This modern minimalist lamp is designed to provide versatile lighting for your living space, offering adjustable brightness and color temperature. This manual provides essential information for safe operation, assembly, and maintenance of your new floor lamp.

2. SAFETY INSTRUCTIONS

- Read all instructions carefully before assembly and use.
- Do not operate the lamp with a damaged cord or plug.
- Ensure the lamp is placed on a stable, level surface to prevent tipping.
- This lamp is for indoor use only. Do not expose to water or high humidity.
- Do not attempt to modify or repair the lamp yourself. Contact qualified service personnel for assistance.
- Keep the lamp away from heat sources and direct sunlight.

3. PACKAGE CONTENTS

Verify that all components are present before assembly:

- Lamp Body
- Lamp Base
- Remote Control
- Screw
- Triangle Shank Screwdriver

4. SETUP AND ASSEMBLY

The EDISHINE LED Floor Lamp is designed for quick and easy assembly. Follow these steps:

1. Carefully unpack all components from the box.
2. Connect the lamp body to the lamp base. Ensure the connection is secure.
3. Use the provided screw and triangle shank screwdriver to firmly attach the lamp body to the base.
4. Place the lamp in your desired location, ensuring the power cord can reach an outlet without being strained or creating a tripping hazard.
5. Plug the power adapter into a standard electrical outlet.



Quick Installation

Connect the lamp body and base to complete the installation within 1 minute.



Image: Quick installation steps showing the lamp body and base being connected.

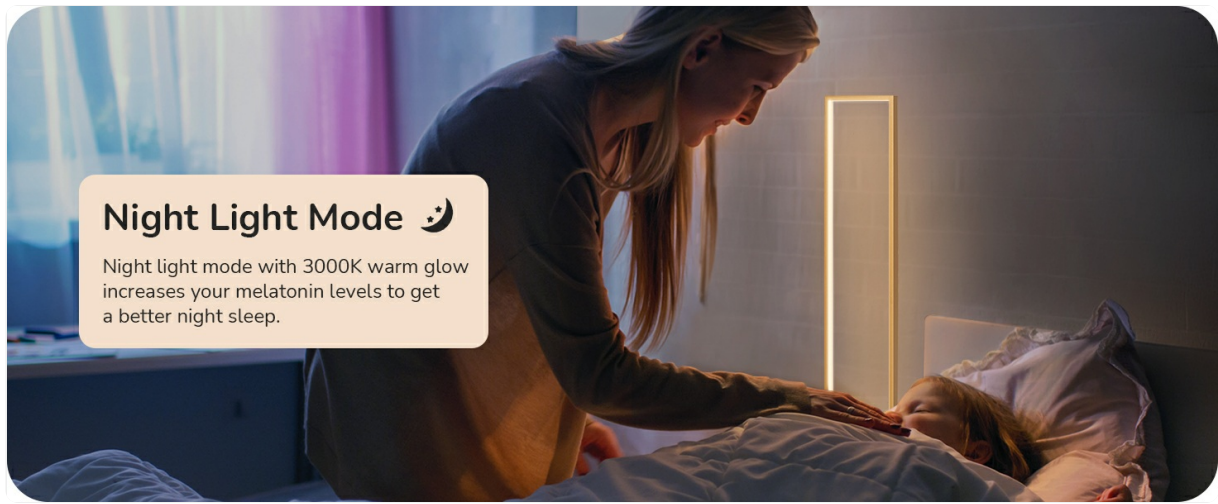


Image: Diagram illustrating the simple assembly process of the floor lamp.

5. OPERATING INSTRUCTIONS

5.1. Controls: Remote Control & Foot Switch

Your EDISHINE LED Floor Lamp can be controlled using the included RF-433 remote control or the integrated foot switch.

- **Remote Control:** Allows full control over brightness, color temperature, and modes from up to 49 feet away.
- **Foot Switch:**
 - Short Press: Turns the lamp ON/OFF.
 - Long Press: Adjusts brightness from 10% to 100%.



RF-433 Remote Control

The remote allows you to adjust any mode you need without leaving your comfortable seat.

Foot Step Switch

Short Press: ON/OFF

Long Press: 10%-100% adjust the brightness

Free your waist and hands.



Image: A person using the remote control and a close-up of the foot switch.



Image: Illustration of remote control and foot switch functionality.

5.2. Versatile Lighting Options

The lamp offers a wide range of lighting customization:

- **Dimmable Brightness:** Adjust the light intensity from 10% to 100% to suit any activity or mood.
- **Color Temperature:** Choose from 7 color temperatures ranging from 3000K (warm white) to 6000K (cool white).

7 Color Temperatures 2700K-6000K



Adjustable Brightness 10%-100%


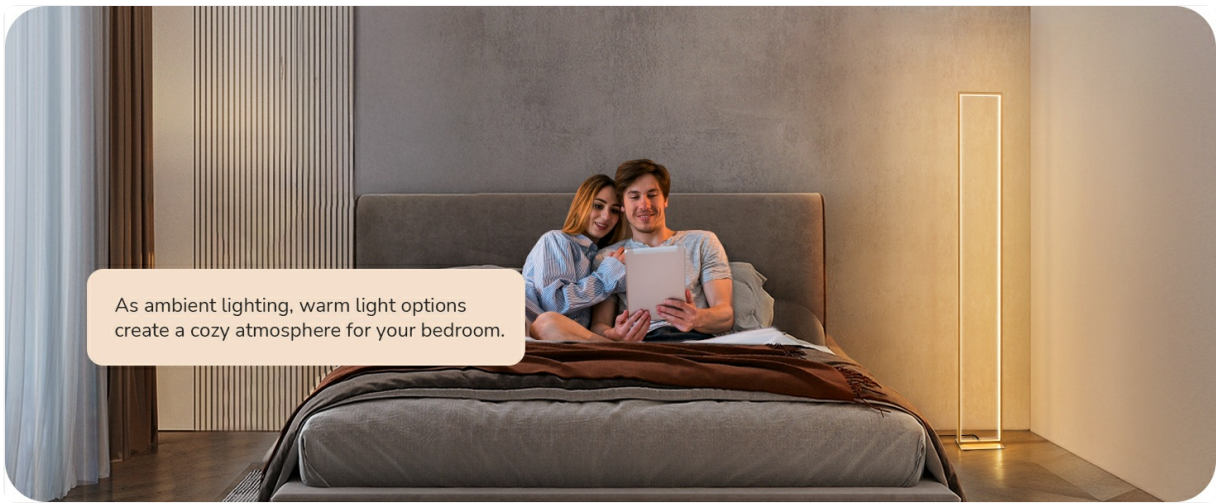
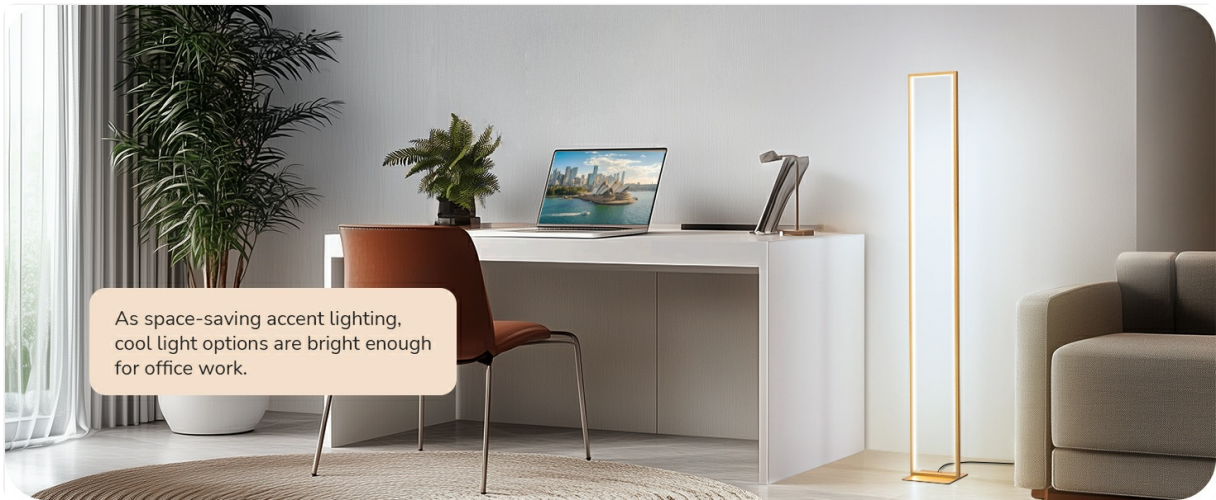


Image: Demonstration of 7 color temperatures (2700K-6000K) and 10-100% dimmable brightness.



As ambient lighting, warm light options create a cozy atmosphere for your bedroom.

Image: Visual representation of different color temperatures from warm to cool.



As space-saving accent lighting, cool light options are bright enough for office work.

Image: Stepless dimming feature from 10% to 100% brightness.

5.3. Memory Function

The lamp features a smart memory function that remembers your last brightness and color temperature settings. When you turn the lamp back on, it will resume your previous settings.

Memory Function

Remember your last setting

50%
4000K



50%
4000K



Image: Memory function demonstration, showing the lamp retaining its last setting after being unplugged.




Image: Visual explanation of the lamp's memory function.

5.4. Night Light Mode

Activate the preset night light mode for a soft, warm glow (3000K at 30% brightness). This mode is designed to provide comfortable, flicker-free light, ideal for nighttime use.



Image: Night light mode providing a warm glow for better sleep.

6. MAINTENANCE

To ensure the longevity and optimal performance of your EDISHINE LED Floor Lamp, follow these simple maintenance guidelines:

- **Cleaning:** Disconnect the power before cleaning. Use a soft, dry cloth to wipe the lamp. Do not use abrasive cleaners, solvents, or polishes as they may damage the finish.
- **LED Lifespan:** The integrated LED light source has a lifespan of approximately 30,000 hours and does not require bulb replacement.
- **Storage:** If storing the lamp, ensure it is clean and dry. Store in a cool, dry place away from direct sunlight.

7. TROUBLESHOOTING

If you encounter any issues with your lamp, refer to the following troubleshooting guide:

Problem	Possible Cause	Solution
---------	----------------	----------

Problem	Possible Cause	Solution
Lamp does not turn on.	No power supply; loose connection; remote control battery low.	Check if the power plug is securely inserted. Ensure the wall outlet is functional. Replace remote control batteries.
Remote control not working.	Remote control battery low; remote out of range; obstruction.	Replace remote control batteries. Ensure you are within the 49-foot operating range. Remove any obstructions between the remote and the lamp.
Brightness or color temperature cannot be adjusted.	Incorrect mode selected; remote control issue.	Ensure you are using the correct buttons on the remote for adjustment. Try using the foot switch for brightness adjustment.

8. SPECIFICATIONS

Detailed technical specifications for your EDISHINE LED Floor Lamp:

Feature	Detail
Model Number	TF0514
Brand Name	EDISHINE
Lamp Type	Floor Lamp
Product Dimensions	7.08"D x 55.11"W x 7.08"H
Item Weight	3.64 Pounds
Material Type	Aluminum
Finish Type	Painted
Light Source Type	LED
Wattage	24 watts
Voltage	120 Volts
Color Temperature	3000K-6000K (Adjustable)
Dimmable	Yes (10%-100%)
Control Method	Remote Control, Foot Control
Indoor/Outdoor Usage	Indoor



Image: Dimensions of the EDISHINE LED Floor Lamp, showing height and base measurements.

9. WARRANTY AND SUPPORT

Warranty: This EDISHINE LED Floor Lamp comes with a 1-year manufacturer's warranty from the date of purchase. This warranty covers defects in materials and workmanship under normal use.

Support: For technical assistance, troubleshooting, or warranty claims, please contact EDISHINE customer support through the retailer where the product was purchased or visit the official EDISHINE website for contact information.

