

## Manuals+

[Q & A](#) | [Deep Search](#) | [Upload](#)

Manuals.plus /

> [INKEE](#) /

> INKEE GC30 RGB LED Tube Light Instruction Manual

## INKEE GC30

# INKEE GC30 RGB LED Tube Light Instruction Manual

Model: GC30 | Brand: INKEE

## PRODUCT OVERVIEW

The INKEE GC30 is a portable, inflatable RGB LED tube light designed for versatile photography and videography. It features a unique inflatable design for portability, a wide color temperature range, full RGB color adjustment, and a built-in rechargeable battery. This manual provides essential information for setting up, operating, and maintaining your device.

## WHAT'S IN THE BOX

- Storage Bag
- Air Tube Light
- A-to-C Charging Cable
- Magnetic Stand
- Air Blow (Manual Air Pump)

### Silicone Cover for Charging Port

Splash-proof design for outdoor use

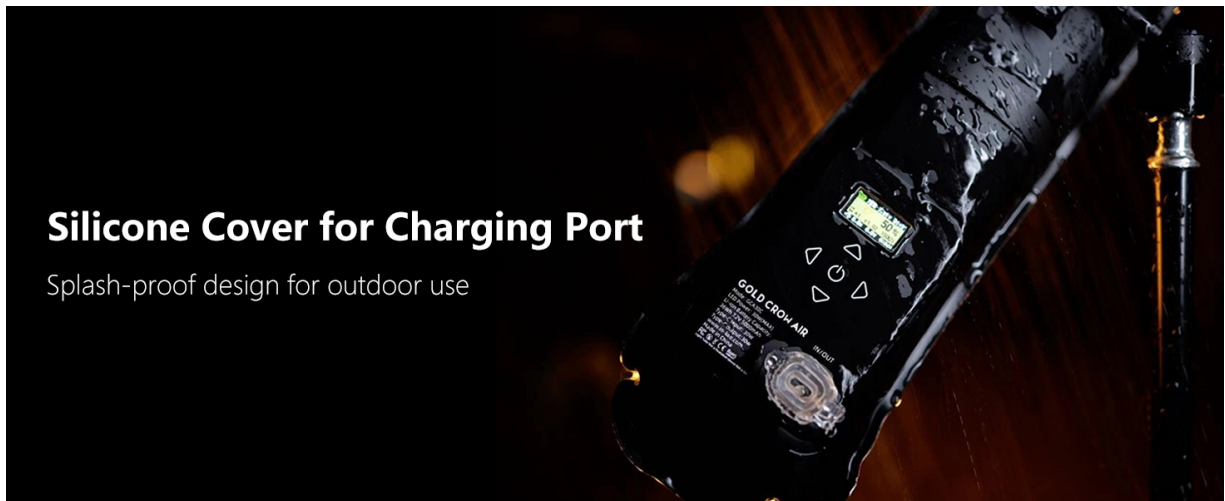


Image: Contents of the INKEE GC30 package.

## SETUP INSTRUCTIONS

1. **Inflation:** Locate the air valve on the light tube. Use the provided manual air pump or blow into the valve to inflate the tube. Inflation takes approximately one minute.



COLOR DISPLAY

## DETAILED DESIGN, EXQUISITE EXPERIENCE



N52 MAGNETS FOR RANDOM ADSORPTION



370G ULTRA-LIGHT WEIGHT, EASY TO CARRY



HIGH-STRENGTH TWO-COLOR TPU WHITE REFLECTIVE SURFACE INSIDE



FULLY WATERPROOF

*Image: Inflating the INKEE GC30 tube light.*

2. **Power On:** Press and hold the power button on the control panel until the screen illuminates.

## Specifications



Power 30W	Material TPU	CRI ≥95	Waterproof level IP6X
Light effect 16 light effects	Magnet N52*3	Weight ≈370g	Battery capacity 36Wh 7.2V 5000mAh

*Image: Control panel with power button and display.*

3. **Mounting:** Utilize the 3 powerful N52 magnets on the light for attachment to iron surfaces. For tripod compatibility, use the magnetic mounting adapter (1/4" screw).

## OPERATING INSTRUCTIONS

1. **Adjusting Brightness:** Use the dedicated brightness control buttons on the display panel to increase or decrease the light intensity. The display shows the current brightness percentage.
2. **Color Temperature Adjustment:** The GC30 offers a wide color temperature range of 2000-10000K. Use the 'K-' and 'K+' buttons to adjust the color temperature from warm to cool white.



Image: Ultra-wide range of adjustable color temperature (2000K-10000K).

3. **Full-Color RGB Mode:** Access 360° full-color adjustment to select from endless color options. Adjust hue, saturation, and brightness to achieve desired lighting effects for any scene.

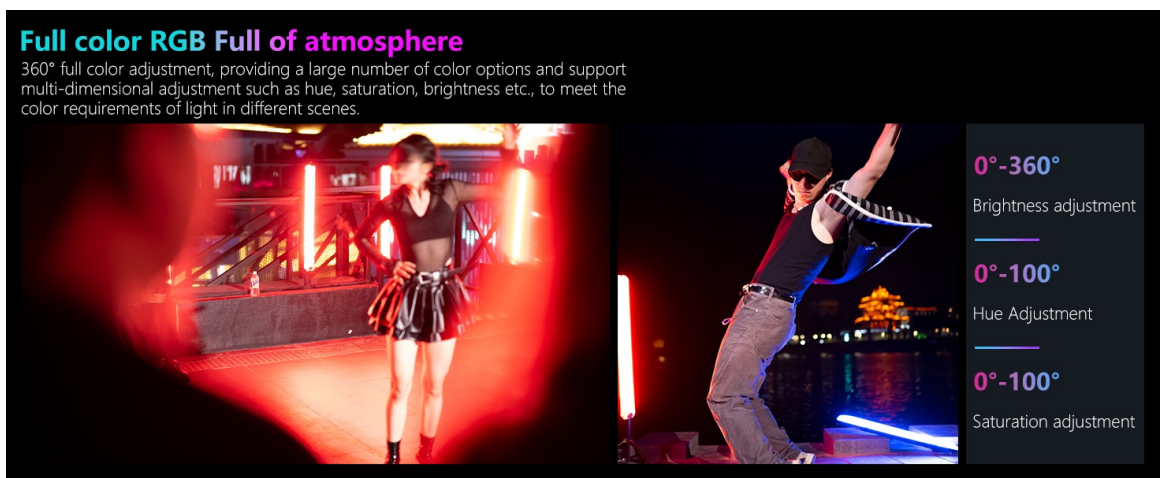


Image: Full color RGB mode for diverse lighting.

4. **Special Effects:** The GC30 includes 16 cool special effects. Refer to the on-screen display for navigation and selection of these effects.



## Packing List

Storage Bag\*1    Air Tube Light\*1    A-to-C Charging Cable\*1    Magnetic Stand\*1    Air Blow\*1

Image: 16 cool special effects for creative video.

## BATTERY AND CHARGING

The INKEE GC30 is equipped with a built-in 36Wh/5000mAh rechargeable lithium battery. It supports 30W fast charging and discharging, allowing for a full charge in approximately 90 minutes. At 100% brightness, the light offers up to 70 minutes of runtime.

**Charging:** Connect the provided A-to-C Charging Cable to the USB-C port on the device and to a compatible power source. The display will indicate charging status.

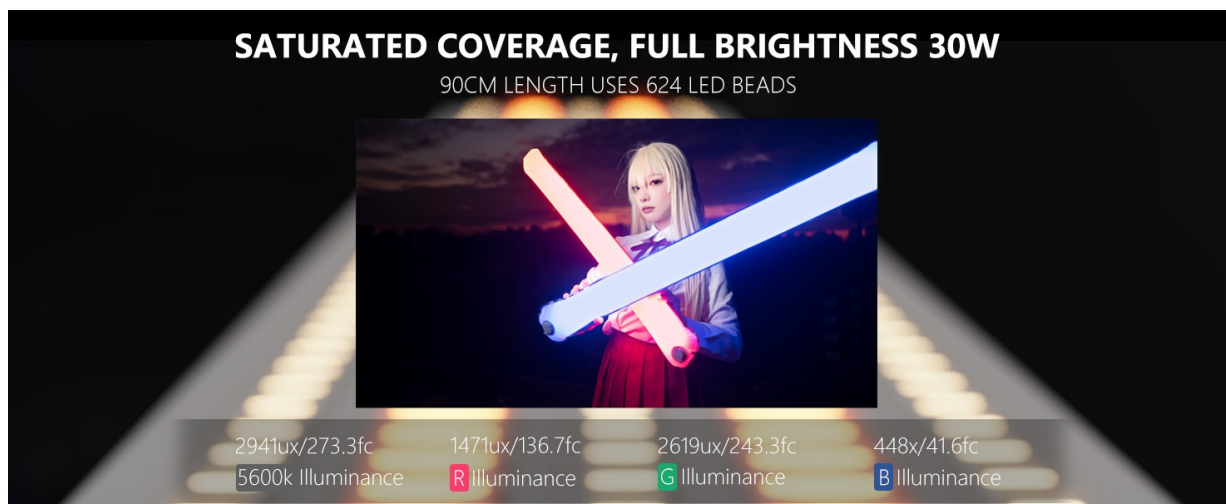
*Note: The tube may heat up when running at full power with low battery, but this will not damage the light.*



*Image: Built-in 36Wh lithium battery with charging and runtime details.*

## MAINTENANCE

- **Water Resistance:** The GC30 is waterproof. Ensure the charging port's silicone cover is securely closed when exposed to water or moisture.
- **Cleaning:** Wipe the exterior of the light with a soft, damp cloth. Avoid using harsh chemicals or abrasive materials.
- **Storage:** When not in use, deflate the light tube and store it in the provided storage bag to protect it from dust and damage.



*Image: Fully waterproof design for outdoor use.*

## TROUBLESHOOTING

- **Light not turning on:** Ensure the battery is charged. Press and hold the power button for a few seconds to activate.
- **Inconsistent light output:** Check battery level. If the light is deflated, ensure it is fully inflated for optimal diffusion.
- **Overheating:** It is normal for the tube to heat up at full power with low battery. If overheating persists or is excessive, discontinue use and contact support.

## SPECIFICATIONS

Feature	Detail
Power	30W
Material	TPU
CRI	≥95 (CRI 97/TLCI 98)
Waterproof Level	IP6X (Waterproof)
Light Effect Modes	16
Magnet	N52*3
Weight	≈370g
Battery Capacity	36Wh 7.2V 5000mAh
Length	35.5 inches (90cm)
Color Temperature Range	2000-10000K
Connectivity Technology	USB

## OFFICIAL PRODUCT VIDEOS

### INKEE GC30 30W RGB Handheld LED Tube Light

Your browser does not support the video tag.

*Video: Official product overview of the INKEE GC30 RGB Handheld LED Tube Light.*

## WARRANTY AND SUPPORT

The INKEE GC30 comes with a 1-year warranty. For technical support, troubleshooting assistance, or warranty claims, please refer to the manufacturer's official website or contact their customer service directly. Contact information can typically be found on the product packaging or the INKEE official website.