

Manuals+

[Q & A](#) | [Deep Search](#) | [Upload](#)

manuals.plus /

- › [Citizen](#) /
- › [Citizen Eco-Drive Classic Watch BM7620-83L Instruction Manual](#)

Citizen BM7620-83L

Citizen Eco-Drive Classic Watch BM7620-83L User Manual

Model: BM7620-83L

1. INTRODUCTION

Thank you for choosing a Citizen Eco-Drive watch. This timepiece is powered by light, eliminating the need for battery replacement. This manual provides essential information for the proper setup, operation, and maintenance of your Citizen Men's Eco-Drive Classic Silver-Tone Stainless Steel Bracelet Watch, Model BM7620-83L. Please read these instructions carefully to ensure optimal performance and longevity of your watch.





Figure 1: Front view of the Citizen Eco-Drive Classic Watch BM7620-83L, showcasing the blue dial and silver-tone stainless steel bracelet.

2. SETUP

2.1 Initial Charge

Your Eco-Drive watch is powered by light. Before initial use, or if the watch has stopped, expose it to bright light (natural or artificial) for several hours to ensure a full charge. The watch will begin operating once sufficient light is absorbed.

2.2 Setting the Time and Date

1. **Pull the Crown:** Gently pull the crown out to the first click position to set the date, or to the second click position to set the time.
2. **Set the Date:** (First click) Turn the crown clockwise or counter-clockwise until the correct date appears in the date window. Avoid setting the date between 9:00 PM and 1:00 AM, as this may interfere with the automatic date change mechanism.
3. **Set the Time:** (Second click) Turn the crown to move the hour and minute hands. To ensure accurate time setting, advance the minute hand four to five minutes past the desired time, then turn it back to the exact time.
4. **Push the Crown Back:** Once the time and date are set, push the crown back into the normal

position. The second hand will begin to move, indicating the watch is operating.



Figure 2: Side view of the watch, showing the crown for time and date adjustment.

3. OPERATING YOUR WATCH

3.1 Timekeeping

Your watch features a standard 3-hand movement (hour, minute, second) for precise timekeeping.

3.2 Date Display

The date window at the 3 o'clock position displays the current day of the month. The date will automatically advance at midnight.

4. CARE AND MAINTENANCE

4.1 Cleaning

To maintain the appearance of your stainless steel watch, wipe it regularly with a soft, dry cloth. For stubborn dirt, use a slightly damp cloth and mild soap, then rinse thoroughly with clean water and dry

immediately. Avoid harsh chemicals or abrasive materials.

4.2 Water Resistance

This watch is rated for 100 meters (10 BAR) of water resistance. This means it is suitable for swimming, showering, and snorkeling. However, it is not recommended for scuba diving. Always ensure the crown is fully pushed in before exposing the watch to water.

4.3 Power Reserve

To ensure continuous operation, expose your Eco-Drive watch to light regularly. If stored in darkness, the power reserve may deplete, causing the watch to stop. A full charge can last for several months in darkness.



Figure 3: Rear view of the watch, showing the stainless steel case back with water resistance rating.

5. TROUBLESHOOTING

- **Watch has stopped:** Expose the watch to bright light for several hours to recharge the Eco-Drive movement.
- **Date changes at noon:** This indicates the AM/PM setting is incorrect. Advance the time by 12 hours.
- **Hands are not moving:** After charging, if the watch still does not operate, perform a time reset as described in Section 2.2. If the issue persists, contact Citizen customer support.

6. PRODUCT SPECIFICATIONS

Model Number	BM7620-83L
Movement	Eco-Drive (Solar-powered Quartz)
Case Material	Silver-Tone Stainless Steel
Bracelet Material	Stainless Steel
Crystal	Mineral Crystal
Water Resistance	100 Meters (10 BAR)
Functions	3-Hand, Date
Approximate Dimensions	4.61 x 3.74 x 3.03 inches (Package)
Approximate Weight	10.23 ounces




7. WARRANTY AND SUPPORT

Your Citizen Eco-Drive watch comes with a 5-year limited warranty. An additional 1-year of coverage may be available upon product registration. For complete warranty details, service information, and customer support, please visit the official Citizen website or contact their authorized service centers.



Figure 4: The watch presented in its official Citizen packaging.


Related Documents - BM7620-83L

	<p>Manuel d'instructions Citizen Eco-Drive B870/B872</p> <p>Guide complet pour l'utilisation et l'entretien des montres Citizen Eco-Drive, incluant les fonctions, la résistance à l'eau et les précautions de sécurité pour les modèles B870 et B872.</p>
	<p>Citizen Watches: History, Technology, Models, and E650 Guide</p> <p>Explore the heritage of Citizen watches, from their founding to innovative technologies like Eco-Drive and Satellite Wave. This guide details popular models, provides setting instructions for the E650 movement, and answers common FAQs.</p>
	<p>Citizen Eco-Drive Watch Instruction Manual</p> <p>Comprehensive instruction manual for Citizen Eco-Drive watches, covering features, usage, charging, maintenance, and specifications. Learn how to set time and date, use the chronograph, and understand water resistance.</p>



[Citizen Eco-Drive Watch Instruction Manual - Model BTO / Caliber E31](#)

Official instruction manual for the Citizen Eco-Drive watch, Model No. BTO *** / Cal. No. E31. Covers features, solar charging, time setting, perpetual calendar, and maintenance.



[The Citizen Watch: Eco-Drive Instruction Manual for Models A010 & A060](#)

This manual provides comprehensive guidance for The Citizen Eco-Drive watches (models A010, A060). Learn about features, operation, safety precautions, and specifications for optimal performance and safe use.



[Citizen Eco-Drive Satellite Wave-GPS Watch Instruction Manual](#)

Official instruction manual for the Citizen Eco-Drive Satellite Wave-GPS watch. Learn about features, setup, charging, maintenance, and troubleshooting for your Citizen timepiece.