

SOULION R100

SOULION R100 Bluetooth Computer Speakers User Manual

Model: R100

1. INTRODUCTION

Thank you for choosing the SOULION R100 Bluetooth Computer Speakers. This manual provides essential information for setting up, operating, and maintaining your new speaker system. The SOULION R100 is a versatile soundbar designed for desktop, laptop, and monitor use, featuring dynamic LED lighting, USB plug & play functionality, and Bluetooth connectivity.



Image 1.1: SOULION R100 Speaker with included USB cable and USB-C adapter.

2. PACKAGE CONTENTS

Please verify that all items are present in your package:

- SOULION R100 Speaker Unit
- USB-C to USB Adapter
- User Manual (this document)

3. SETUP INSTRUCTIONS

3.1 Physical Connection

The SOULION R100 speaker is powered and receives audio via a single USB cable. It supports both USB-A and USB-C connections using the included adapter.

1. Connect the USB cable from the speaker to an available USB port on your computer (desktop, laptop, or monitor with a USB port).
2. If your device only has USB-C ports (e.g., newer MacBooks), use the provided USB-C to USB adapter to connect the speaker.

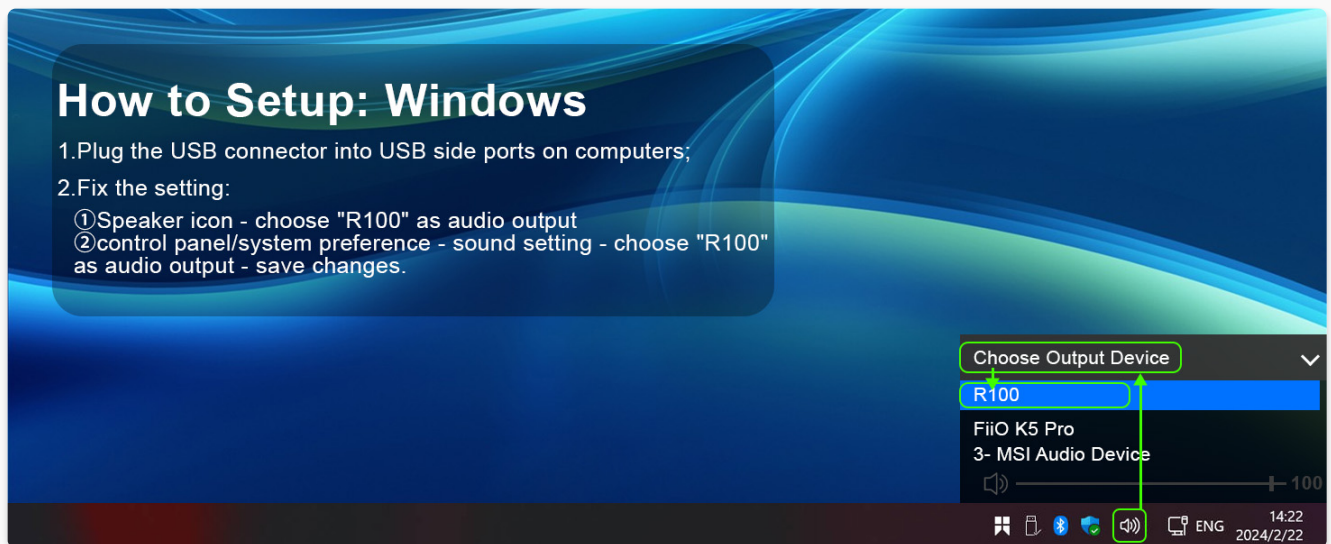


Image 3.1: USB Mode connection to a desktop PC.



Image 3.2: USB Mode connection to a laptop using the USB-C to USB adapter.

3.2 Audio Output Configuration (Windows)

After connecting the speaker, you may need to select it as the default audio output device in your operating system settings.

1. Plug the USB connector into a USB port on your computer.
2. Access your sound settings:
 - Click the speaker icon in your system tray and choose "R100" as the audio output.
 - Alternatively, navigate to Control Panel / System Preferences > Sound Settings, then select "R100" as the audio output and save changes.



Image 3.3: Windows audio output selection for R100.

3.3 Audio Output Configuration (Mac)

1. Plug the USB connector into a USB port on your computer. (Note: If your device is a recent MacBook, use the included USB-C to USB adapter.)
2. Access your sound settings: Navigate to System Preferences > Sound Settings, then select "R100" as the audio output and save changes.




Image 3.4: Mac audio output selection for R100.

4. OPERATING INSTRUCTIONS

The SOULION R100 features four independent buttons for easy control:

Surround Sound Soundbar



Image 4.1: SOULION R100 button layout and functions.

4.1 Power On/Off

- **Long press the 'M' button:** To power the speaker on or off.

4.2 Mode Switching (USB / Bluetooth)

- **Short click the 'M' button:** To switch between USB (PC) mode and Bluetooth mode.

4.3 Bluetooth Pairing

To connect your smartphone or tablet via Bluetooth:

1. Ensure the speaker is powered on and the USB connector is plugged in (Bluetooth mode requires USB power).
2. Short click the 'M' button to switch to Bluetooth mode.
3. On your smartphone or tablet, search for Bluetooth devices and select "R100" to connect.
4. To clear the Bluetooth memory (e.g., to pair with a new device), **long press the '*' button for 3 seconds**.

Troubleshooting

Do not work/No sound

1. Be sure do not plug with two devices as the audio output on computer at the same time.
2. Be sure choose "R100" as audio output on your device.
3. Be sure computer & R100 speaker both volume up and try to be MAX.
4. Try to plug the USB or Type-C jack at the back of computer host port.
5. Try to connect with other devices works or not.
6. Try to change Bluetooth mode and check work or not.

Image 4.2: Bluetooth Mode pairing with a smartphone.

4.4 Volume Control

- **Short click '+' button:** Volume up.
- **Long press '+' button:** Volume up quickly.
- **Short click '-' button:** Volume down.
- **Long press '-' button:** Volume down quickly.

4.5 LED Lighting Effects

The speaker features dynamic LED rainbow lights at the bottom, offering four distinct lighting modes:

- Breathing Mode
- Gradient Mode
- Rhythm Mode
- Monochrome Fixed
- **Short click the '*' button:** To cycle through the different LED lighting effects.
- **Click the '*' button:** To turn the LED lights on or off.



Image 4.3: Available LED lighting modes.

5. MAINTENANCE

To ensure the longevity and optimal performance of your SOULION R100 speakers, follow these maintenance guidelines:

- **Cleaning:** Use a soft, dry cloth to wipe the speaker's surface. Avoid using harsh chemicals, solvents, or abrasive cleaners.
- **Environment:** Keep the speaker in a dry environment, away from direct sunlight, extreme temperatures, and high humidity.
- **Handling:** Avoid dropping the speaker or subjecting it to strong impacts. Do not attempt to disassemble the unit, as this will void the warranty.

How to Setup: Windows

1.Plug the USB connector into USB side ports on computers;

2.Fix the setting:

- ① Speaker icon - choose "R100" as audio output
- ② control panel/system preference - sound setting
- choose "R100" as audio output - save changes.

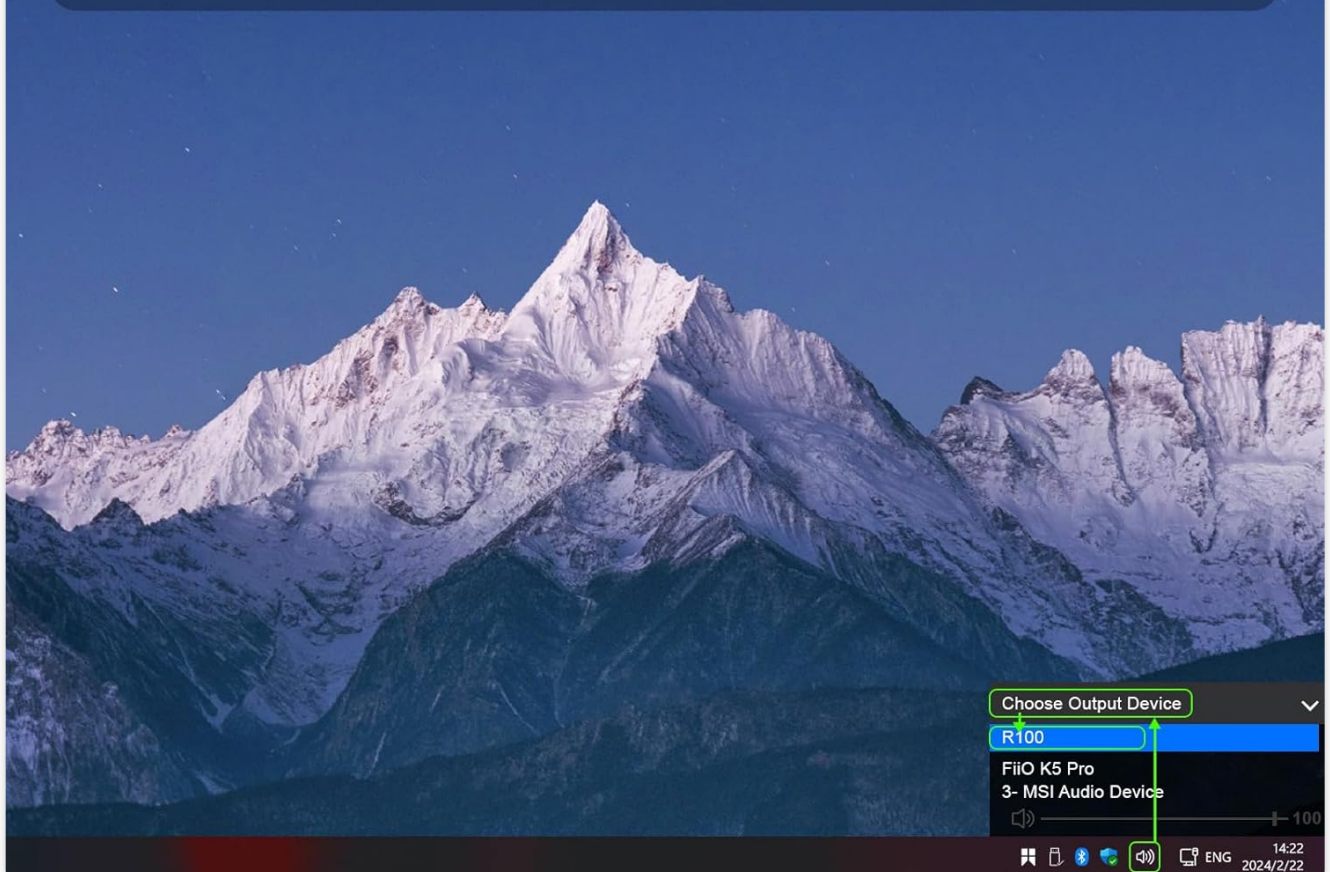


Image 5.1: The SOULION R100 features a soft and delicate fabric finish.

6. TROUBLESHOOTING

If you encounter issues with your SOULION R100 speaker, please refer to the following troubleshooting steps:

6.1 No Sound / Speaker Not Working

1. **Avoid Dual Connections:** Ensure you are not attempting to use two audio outputs on your computer simultaneously.
2. **Select Correct Output:** Verify that "R100" is selected as the audio output device in your computer's sound settings (refer to Section 3.2 and 3.3).
3. **Check Volume Levels:** Confirm that both the computer's volume and the R100 speaker's volume are turned up, ideally to maximum for testing.
4. **Try Different USB Port:** Plug the USB or Type-C adapter into a different USB port on your computer's host port.
5. **Test with Another Device:** Connect the speaker to another device (e.g., a different computer, smartphone in Bluetooth mode) to determine if the issue is with the speaker or the original device.
6. **Switch Modes:** If in USB mode, try switching to Bluetooth mode and vice-versa to see if the issue persists.

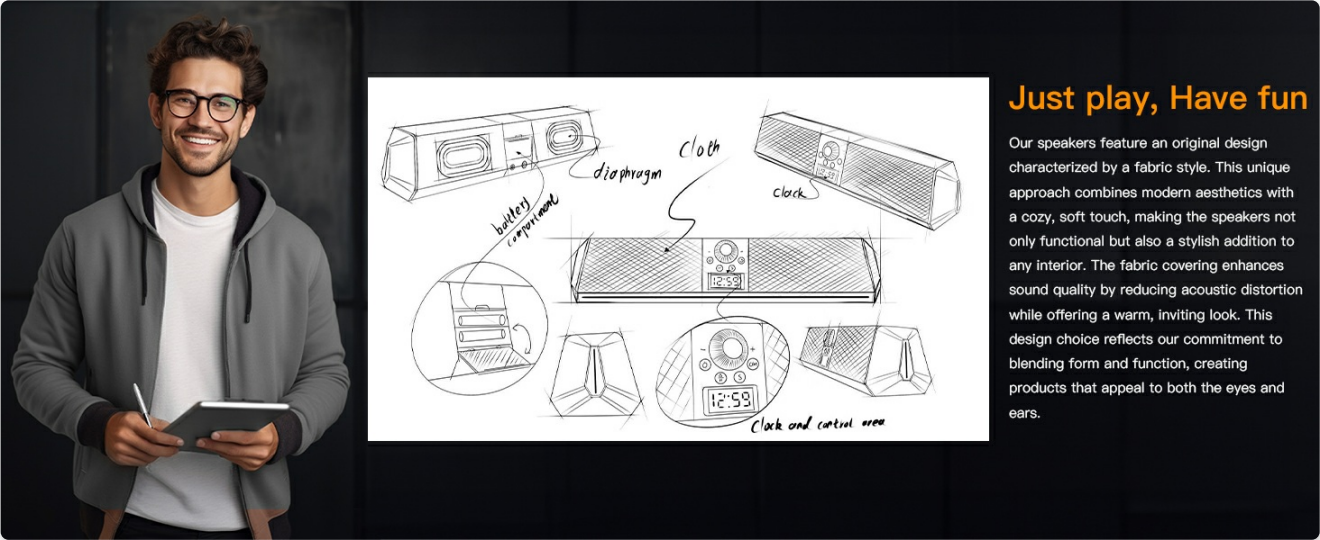


Image 6.1: Visual guide for troubleshooting common issues.

7. SPECIFICATIONS

Feature	Specification
Model Name	R100
Speaker Type	Soundbar
Connectivity Technology	Bluetooth, USB
Audio Output Mode	Surround
Speaker Maximum Output Power	10 Watts
Frequency Response	150 Hz
Signal-to-Noise Ratio	65 dB
Input Voltage	5 Volts
Impedance	4 Ohm
Product Dimensions (D x W x H)	16"D x 2.5"W x 2.5"H (41cm x 6.4cm x 6.4cm)

Item Weight	1.63 pounds (0.74 Kilograms)
Material	Composite, Fabric
Special Features	Lightweight, Fabric Design, USB Port, Dynamic LED Light
Compatible Devices	PC, Computer, Laptop, Tablet, Phones









Image 7.1: Internal components of the SOULION R100 speaker.

8. WARRANTY AND SUPPORT

The SOULION R100 speaker comes with an Extended Warranty. For specific details regarding warranty coverage, terms, and conditions, please refer to the warranty information provided at the time of purchase or contact SOULION customer support.

For technical assistance, troubleshooting beyond this manual, or warranty claims, please contact SOULION customer support through the retailer's platform or the official SOULION website. Please have your product model (R100) and purchase information ready when contacting support.

Related Documents - R100

	Soulion R100 Bluetooth Computer Speakers User Manual User manual for the Soulion R100 Bluetooth computer speakers, detailing setup instructions for USB and Bluetooth modes, specifications, features, and customer service information.
	SOULION R60 Bluetooth Computer Speakers User Manual - Setup, Features, and Specifications Comprehensive user manual for the SOULION R60 Bluetooth computer speakers. Learn how to set up PC, Bluetooth, and Aux modes, explore features like dynamic lighting and rotary controls, and view detailed specifications. Includes customer support information.
	Soulion C40 User Manual - USB and Bluetooth Speakers User manual for the Soulion C40 speakers, detailing setup instructions for PC, Laptop (USB mode), and Cellphones/iPad (Bluetooth mode). Includes product specifications, features, and customer service information.
	SOULION R90 Bluetooth Soundbar User Guide Learn how to set up and use the SOULION R90 Bluetooth soundbar for your PC, laptop, or mobile devices. This guide covers AUX and Bluetooth modes, features, and customer support.
	BIGBIG WON R100 Wireless Adapter Product Manual This manual provides instructions and compatibility information for the BIGBIG WON R100 USB Wireless Adapter, a device designed to connect various game controllers to consoles and PCs.
	Polk Reserve Series Speakers: R100, R200 Bookshelf & R900 Height Module - Hi-Res Audio Explore the Polk Reserve Series, featuring the R100 and R200 bookshelf speakers and R900 height module. Experience exceptional sound, elegant design, and immersive 3D audio with Pinnacle tweeters, Turbine cones, and Polk X-Port technology. Hi-Res Audio certified.

Documents - SOULION – R100



[Soulion R100 Bluetooth Computer Speakers User Manual](#)

User manual for the Soulion R100 Bluetooth computer speakers, detailing setup instructions for USB and Bluetooth modes, specifications, features, and customer service information.

lang: **score:17** filesize: 11.6 M page_count: 1 document date: 2025-04-27

