

[Manuals.plus](#) /

> [Newsoul](#) /

> Newsoul 15.6-Inch Portable Monitor User Manual

Newsoul M156G01

Newsoul 15.6-Inch Portable Monitor User Manual

Model: M156G01 | Brand: Newsoul

1. INTRODUCTION

This manual provides comprehensive instructions for the Newsoul 15.6-inch Portable Monitor, a Full HD 1080P, ultra-slim, and lightweight display designed for enhanced productivity and entertainment. Please read this manual carefully before using the product to ensure proper operation and longevity.



The Newsoul 15.6-inch Portable Monitor, featuring a Full HD 1080P IPS display.

2. WHAT'S IN THE BOX

Verify that all items are present in the package:

- 1 x 15.6" portable monitor
- 1 x MINI HDMI cable (1080P)
- 1 x U-C cable (2.0)
- 1 x C-C cable
- 1 x 5V 3A power supply head & 1 x user manual

3. KEY FEATURES

Full HD & IPS Display

This 15.6-inch Full HD (1920x1080) portable laptop monitor delivers vivid, dynamic visuals with HDR, perfect for gaming, video streaming, and remote work. The IPS panel offers a 178° wide viewing angle, ensuring clear, vibrant images from any perspective.

FHD 1080 IPS Screen



1200:1
Contrast Ratio



178°
View Angle



300 Nits
Brightness



100%
sRGB

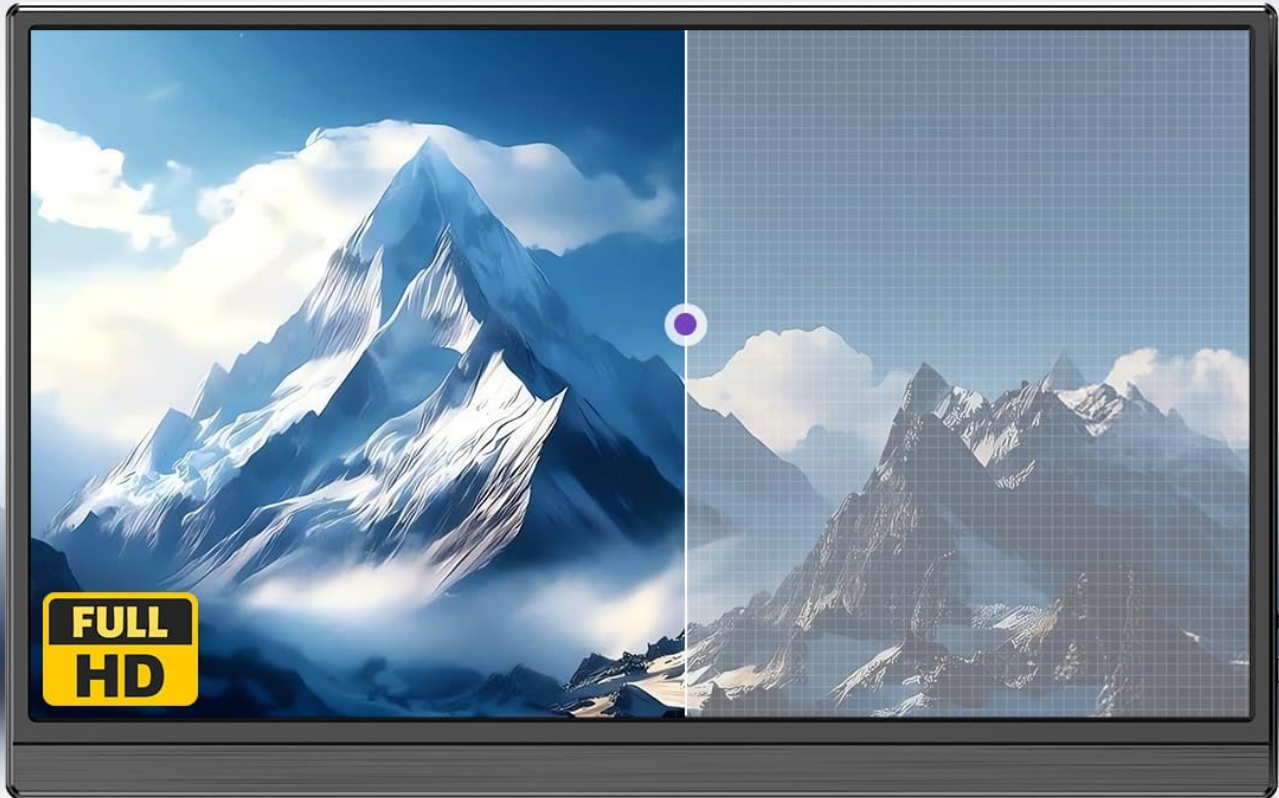
The monitor features a Full HD 1080P IPS screen for wide viewing angles and vibrant colors.

Wide Compatibility & Boosted Efficiency

With Mini HDMI and USB Type-C ports, this portable monitor easily connects to PCs, tablets, gaming consoles, and mobile devices such as smartphones and Macs. A single Type-C cable handles both power and signal, simplifying setup and saving time.

1200:1 Ultra High CONTRAST Ratio

Light & colorful your world



NEWSQUL

Others

1200:1

800:1

Connectivity options include USB Type-C and Mini HDMI ports for broad device compatibility.

One-Cable Connection

Connect the monitor with a single USB Type-C cable—no external power needed. If your device has a full-function Type-C port, the cable handles video, audio, and power. Perfect for meetings, simply connect and display on a larger screen. For stable power, use the included adapter. Note: Requires a full-function Type-C 3.1 or Thunderbolt 3/4 port.

VESA Mount & Flexible Setup

This 15.6-inch portable monitor has two 75mm VESA holes for easy installation on arms or walls. Enjoy a

comfortable viewing experience from any position, with adjustable horizontal or vertical placement to reduce neck strain and eye fatigue.

With VESA hole (M4*3mm) With the Bracket

The bracket supports 90° rotation



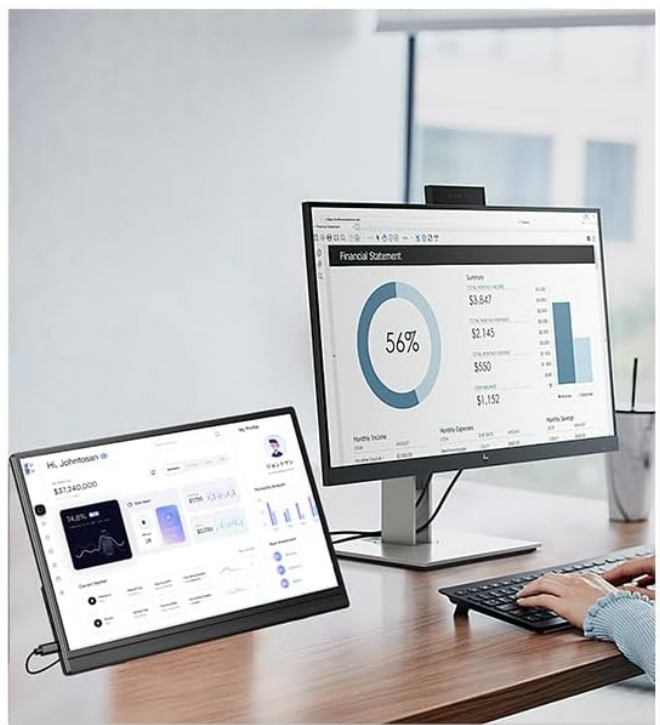
The monitor supports VESA mounting for versatile placement options.

Smart Integrated Stand

This portable gaming monitor features a smart integrated stand, allowing for 0-90° angle adjustments. Weighing just 647g and only 9mm thick, it's an ideal portable office tool. Its compact size fits easily in a bag, saving storage space in tight work environments. Use it as a traditional monitor or as a portable display.




For Meeting



For Work



For Gaming



Optional Landscape/Portrait Mode

The integrated smart stand allows for flexible angle adjustments.

4. SETUP INSTRUCTIONS

Follow these steps to set up your Newsoul Portable Monitor:

1. **Connect Power:** If your device does not provide sufficient power via a single USB-C cable, connect the included 5V 3A power supply to the monitor's power input.
2. **Connect to Device:**

- **USB-C Connection:** Use the provided C-C cable to connect the monitor to a full-function USB Type-C 3.1 or Thunderbolt 3/4 port on your laptop, smartphone, or other compatible device. This single cable can transmit video, audio, and power.
- **Mini HDMI Connection:** Use the provided Mini HDMI cable to connect the monitor to your device's HDMI output. If using HDMI, you may also need to connect the U-C (2.0) cable for power, or use the 5V 3A power supply.

3. **Adjust Stand:** Unfold the integrated smart stand and adjust it to your desired viewing angle (0-90°).

4. **Power On:** Press the power button on the monitor to turn it on. Your device should automatically detect the external display.

Watch the official product video for a visual guide on setup and features:

Your browser does not support the video tag.

Official video demonstrating the Newsoul 15.6-inch Portable Monitor's features and connectivity.

5. OPERATING MODES

The Newsoul Portable Monitor supports various display modes to enhance your productivity and entertainment:

Duplicate Mode

Mirror your primary screen's content onto the portable monitor. Ideal for presentations or sharing content with others.

Extend Mode

Extend your desktop across both screens, providing more screen real estate for multitasking. Drag windows between the primary and portable monitor.

Second Screen Mode

Use the portable monitor as the sole display, turning off your primary screen. Useful for focused work or when using the monitor with a gaming console.

Double Your Productivity



Duplicate Mode



Extend Mode



Second Screen Mode



The monitor supports Duplicate, Extend, and Second Screen modes to boost productivity.

Audio Output

The monitor features enhanced dual speakers for rich and clear sound. It also includes a 3.5mm audio jack for connecting headphones or external speakers.



IPS LCD panel

Thanks to its unique horizontal molecular structure, the screen is free from watermarks, shadows, and flickering, making it highly stable and ideal for a mobile monitor. The ultra-lightweight 647g portable display excels at showcasing dynamic high-definition visuals, providing an excellent experience for watching videos without ghosting or trailing effects, even during fast-paced action like competitive sports.

The portable monitor is versatile for various uses, from professional meetings to gaming.

6. MAINTENANCE

To ensure the longevity and optimal performance of your Newsoul Portable Monitor, follow these maintenance guidelines:

- **Cleaning:** Gently wipe the screen with a soft, lint-free cloth. For stubborn smudges, slightly dampen the cloth with water or a screen-cleaning solution. Avoid harsh chemicals or abrasive materials.
- **Storage:** When not in use, store the monitor in a cool, dry place, preferably in its original packaging or a protective sleeve, to prevent dust accumulation and physical damage.
- **Handling:** Avoid applying excessive pressure to the screen or dropping the monitor. Always handle it by its edges.
- **Ventilation:** Ensure the monitor's vents are not blocked to prevent overheating.

7. TROUBLESHOOTING

If you encounter issues with your Newsoul Portable Monitor, refer to the following common problems and solutions:

- **No Signal / Black Screen:**
 - Ensure all cables (USB-C, HDMI) are securely connected to both the monitor and your device.
 - Verify that your device's USB-C port supports video output (DisplayPort Alternate Mode) or that your HDMI connection is active.
 - Try connecting the external power adapter to the monitor.
 - Restart your connected device.
- **No Power:**
 - Check if the power adapter is properly connected to a working power outlet and the monitor.
 - If using USB-C for power, ensure your device provides sufficient power output.
- **Display Flickering or Unstable Image:**
 - Ensure the cables are not damaged and are properly seated.
 - Try a different cable if possible.
 - Reduce the display resolution or refresh rate on your connected device.

- **No Sound:**

- Check the volume settings on both the monitor and your connected device.
- Ensure the correct audio output device is selected in your computer's sound settings.
- If using HDMI, ensure your device is sending audio over HDMI.

If the issue persists after trying these steps, please contact Newsoul customer support.

8. SPECIFICATIONS

Detailed technical specifications for the Newsoul 15.6-inch Portable Monitor:

Attribute	Value
Product Dimensions	15 x 2 x 10 inches
Item Weight	3.32 pounds
Manufacturer	Newsoul
ASIN	B0DC6SYYS8
Item model number	M156G01
Standing screen display size	15.6 Inches
Aspect Ratio	16:9
Voltage	5 Volts (DC)
Resolution	1920 x 1080 Pixels (FHD 1080p)
Image brightness	300 Candela
Screen Surface Description	Matte

9. WARRANTY AND SUPPORT

Newsoul products typically come with a limited warranty. Please refer to the warranty card included in your product packaging for specific terms and conditions, including warranty period and coverage details.

For technical support, troubleshooting assistance, or warranty claims, please contact Newsoul customer service through their official website or the contact information provided in your product documentation.

You can also visit the [Newsoul Store on Amazon](#) for more information and product updates.