

## Camiysn Moon104

# Camiysn Moon104 Wireless RGB Mechanical Keyboard User Manual

Model: Moon104

## 1. INTRODUCTION

The Camiysn Moon104 is a versatile 104-key wireless RGB mechanical keyboard designed for various computing environments. It offers triple-mode connectivity, including 2.4GHz wireless, Bluetooth, and USB-C wired options, providing flexibility for different devices and usage scenarios. Featuring low-profile brown mechanical switches, the keyboard delivers a responsive and tactile typing experience with reduced noise. Its ergonomic design aims to minimize wrist fatigue during extended use, and the adjustable RGB backlighting allows for personalization of the visual experience.



Image 1.1: Camiysn Moon104 Wireless RGB Mechanical Keyboard, showcasing its full layout and design.

## 2. PACKAGE CONTENTS

Please verify that all items listed below are included in your package:

- Camiysn Moon104 Wireless RGB Mechanical Keyboard
- USB-C to USB-A Cable
- 2.4GHz USB Receiver
- Keycap Puller Tool
- Additional Red Keycaps (for customization)
- User Manual (this document)



Image 2.1: Contents of the Camiysn Moon104 keyboard package, including the keyboard, cable, keycap puller, and extra keycaps.

## 3. SETUP

### 3.1 Powering On/Off

Locate the power toggle switch on the keyboard. Slide it to the 'ON' position to power on the keyboard. Slide it to 'OFF' to power off the keyboard and conserve battery.

### 3.2 Connection Modes

The Camiysn Moon104 keyboard supports three connection modes: 2.4GHz wireless, Bluetooth, and USB-C



Image 3.1: Visual representation of the three connection modes available on the Camiysn Moon104 keyboard.

### 3.2.1 2.4GHz Wireless Connection

1. Insert the 2.4GHz USB receiver into an available USB port on your computer or device.
2. Ensure the keyboard's power switch is ON.
3. Long press the **Fn + 4** keys for 3 seconds to enter 2.4GHz pairing mode. The indicator light will flash, then remain solid once connected.

### 3.2.2 Bluetooth Connection

The keyboard can connect to up to three Bluetooth devices.

1. Ensure the keyboard's power switch is ON.
2. Long press **Fn + 1**, **Fn + 2**, or **Fn + 3** for 3 seconds to enter Bluetooth pairing mode for the corresponding slot. The indicator light will flash rapidly.
3. On your device (computer, tablet, smartphone), enable Bluetooth and search for new devices.
4. Select "Camiysn Moon104" (or similar name) from the list of available devices to pair. The indicator light will become solid once connected.
5. To switch between paired Bluetooth devices, short press **Fn + 1**, **Fn + 2**, or **Fn + 3**.

3.2.3 USB-C Wired Connection

- 1. Connect one end of the provided USB-C cable to the keyboard's USB-C port.
- 2. Connect the other end of the USB-C cable to an available USB port on your computer or device.
- 3. Ensure the keyboard's power switch is in the 'OFF' position for wired mode. The keyboard will automatically switch to wired mode.

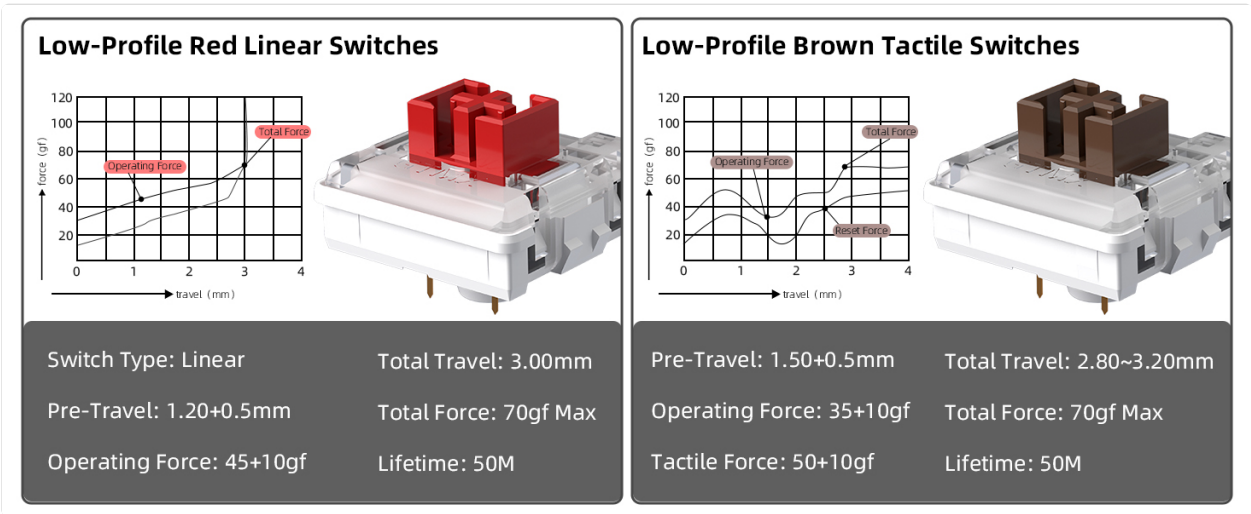


Image 3.2: The Camiysn Moon104 keyboard demonstrating its ability to connect to a laptop, monitor, and tablet using its three distinct connection modes.

4. OPERATING INSTRUCTIONS

4.1 Backlight Control

The Camiysn Moon104 keyboard features adjustable RGB backlighting. Use the following Fn key combinations to control the lighting effects:






Fn Combination Keys	Windows
Fn+Ins	Switch Backlight effect
Fn+ Del	Select backlight color
Fn+ ↑	Backlight luminance +
Fn+ ↓	Backlight luminance -
Fn←	Backlight circulation speed-
Fn→	Backlight circulation speed+



Image 4.1: A guide to Fn key combinations for adjusting the RGB backlight effects and colors.

- **Fn + Ins:** Switch between various backlight effects.
- **Fn + Del:** Select backlight color (for static color modes).
- **Fn + ↑ (Up Arrow):** Increase backlight luminance.
- **Fn + ↓ (Down Arrow):** Decrease backlight luminance.
- **Fn + ← (Left Arrow):** Decrease backlight circulation speed.
- **Fn + → (Right Arrow):** Increase backlight circulation speed.

# Low Profile Switches



Total Force: 70gf Max

## 4.2 Ergonomic Design

**Win/Mac**  
Automatically Recognize

Image 4.3: Detail of the keyboard's ergonomic design, highlighting the adjustable feet for comfortable typing angles.

### 4.3 Low-Profile Brown Tactile Switches

The Moon104 keyboard is equipped with low-profile brown tactile mechanical switches. These switches are characterized by a noticeable bump in the middle of the keypress, providing tactile feedback without the loud click of blue switches. They offer a balance between typing and gaming performance, with a relatively quiet operation compared to other mechanical switch types.



Image 4.4: Detailed specifications and force curve for the low-profile brown tactile switches used in the Moon104 keyboard.

### 4.4 N-Key Rollover

The keyboard supports N-key rollover, meaning that every keypress is registered independently, regardless of how many keys are pressed simultaneously. This feature is beneficial for fast typists and gamers, ensuring accuracy and preventing ghosting or missed inputs.

### 4.5 Compatibility

The Camiysn Moon104 keyboard is compatible with a wide range of operating systems, including:

- Windows (Win2000, Win XP, Win ME, Vista, Win7, Win8, Win10)
- Android
- Linux
- Mac OS

The keyboard is plug-and-play, requiring no additional drivers for basic functionality.



Image 4.5: The keyboard's automatic recognition feature for both Windows and Mac operating systems.

## 5. MAINTENANCE

### 5.1 Cleaning the Keyboard

To maintain the keyboard's appearance and functionality:

- Disconnect the keyboard from all devices before cleaning.
- Use a soft, lint-free cloth slightly dampened with water or a mild cleaning solution to wipe the keycaps and surface.
- For dust and debris between keys, use compressed air or a small brush.
- Avoid using harsh chemicals, abrasive cleaners, or excessive moisture, as these can damage the keyboard.

## 5.2 Battery Charging

The keyboard has a built-in rechargeable battery. When the battery is low, the indicator light may flash. Connect the keyboard to a USB power source using the provided USB-C cable to charge. The indicator light will typically show charging status and turn off or change color when fully charged.

## 6. TROUBLESHOOTING

If you encounter issues with your Camiysn Moon104 keyboard, please refer to the following common solutions:

- Keyboard not responding:**  
Ensure the keyboard is powered on. Check the connection mode (2.4GHz, Bluetooth, or wired) and ensure it matches your device's connection. For wireless modes, ensure the battery is charged. For wired mode, ensure the USB-C cable is securely connected and the power switch is OFF.
- 2.4GHz wireless connection issues:**  
Ensure the USB receiver is properly inserted. Try plugging the receiver into a different USB port. Re-enter pairing mode by long pressing **Fn + 4** for 3 seconds.
- Bluetooth connection issues:**  
Ensure Bluetooth is enabled on your device. Delete previous pairings for the keyboard on your device and attempt to pair again. Try a different Bluetooth slot (**Fn + 1/2/3**). Ensure the keyboard is not too far from the device.
- Backlight not working or stuck:**  
Check backlight luminance with **Fn + ↑**. Try cycling through effects with **Fn + Ins**. Some users have reported that pressing **Fn + PrintScreen** can resolve backlight issues.
- Volume control keys (Fn+F10/F11/F12) not working:**  
Please note that while some keyboards may feature these key combinations, the Camiysn Moon104 keyboard may not support dedicated multimedia volume control functions as indicated by user feedback. Volume control may need to be managed directly through your operating system.
- Keys feeling sticky or inconsistent:**  
Ensure no debris is lodged under the keycaps. Use the provided keycap puller to carefully remove the keycap and clean the switch area.

## 7. SPECIFICATIONS

Model Number	Moon104
Connectivity Technology	Bluetooth, 2.4GHz Wireless, USB-C Wired
Keyboard Description	Mechanical (Low-Profile Brown Tactile Switches)
Keyboard Backlighting	RGB
Compatible Devices	Laptop, PC, Smart TV, Tablet (Windows, Android, Linux, Mac OS)
Material	Plastic
Item Weight	2.31 pounds (approx. 1.05 kg)
Package Dimensions	18.15 x 7.2 x 1.73 inches (approx. 46.1 x 18.3 x 4.4 cm)









## 8. WARRANTY AND SUPPORT

For warranty information and technical support, please refer to the documentation provided at the time of purchase or visit the official Camiysn website. Specific warranty terms and conditions may vary by region and retailer.

© 2024 Camiysn. All rights reserved.

### Related Documents - Moon104

	<p><a href="#">Camiysn STAR100 Wired Mechanical Gaming Keyboard User Guide</a></p> <p>Comprehensive user guide for the Camiysn STAR100 wired mechanical gaming keyboard, detailing features, specifications, operation instructions, and warranty information.</p>
	<p><a href="#">Camiysn SKY98 Mechanical Keyboard User Guide &amp; Specifications</a></p> <p>Comprehensive user guide for the Camiysn SKY98 Compact 80% Mechanical Keyboard. Includes warranty, product specifications, shortcut keys, multimedia functions, operation instructions, and precautions.</p>
	<p><a href="#">Camiysn SKY 87 Game Keyboard User Guide</a></p> <p>User guide for the Camiysn SKY 87 Game Keyboard, detailing its features, specifications, operation instructions, and warranty information. Learn how to use your gaming keyboard effectively.</p>
	<p><a href="#">Camiysn GK980 Membrane Keyboard User Guide</a></p> <p>Comprehensive user guide for the Camiysn GK980 Membrane Keyboard, detailing features, multimedia functions, backlight modes, specifications, product instructions, and warranty information.</p>
	<p><a href="#">Camiysn STAR100 Wired Mechanical Gaming Keyboard User Guide</a></p> <p>Comprehensive user guide for the Camiysn STAR100 wired mechanical gaming keyboard, detailing features, specifications, operation instructions, and warranty information.</p>
	<p><a href="#">Camiysn SKY98 Mechanical Keyboard User Guide &amp; Specifications</a></p> <p>Comprehensive user guide for the Camiysn SKY98 Compact 80% Mechanical Keyboard. Includes warranty, product specifications, shortcut keys, multimedia functions, operation instructions, and precautions.</p>