

ZAMEL ZAMEL-26PB-OB

ZAMEL 26-Piece Premium Black Makeup Brush Set with Travel Bag Instruction Manual

Model: ZAMEL-26PB-OB

1. INTRODUCTION

This manual provides comprehensive instructions for the proper use, care, and maintenance of your ZAMEL 26-Piece Premium Black Makeup Brush Set. Please read this manual thoroughly before first use to ensure optimal performance and longevity of your brushes.

2. PRODUCT COMPONENTS

Your ZAMEL 26-Piece Premium Black Makeup Brush Set includes a variety of brushes designed for different makeup applications, housed in a convenient travel bag. The set comprises:

- 01 Round Deluxe Blender
- 02 Deluxe Buffer Foundation
- 03 Wide Angle Foundation
- 04 Precision Pointed Powder
- 05 Angled Contour
- 06 Under Eye Bullet
- 07 Highlight Definer
- 08 Pointed Deluxe Blender
- 09 Large Round Blender
- 10 Medium Round Blender
- 11 Angled Shader
- 12 Fan
- 13 Pencil Crease
- 14 Pro Round Blender

- 15 Angled Concealer
- 16 Detail Crease
- 17 Flat Definer
- 18 Eyelash Comb
- 19 Pro Tapered Blender
- 20 Medium Oval Shadow
- 21 Firm Shadow
- 22 Smudger Brush
- 23 Detail Liner
- 24 Eye Liner
- 25 Angle Spoolie
- 26 Angled Concealer




Figure 1: Diagram illustrating various brush types and their designated numbers for easy identification and use.

3. SETUP

Upon receiving your ZAMEL 26-Piece Makeup Brush Set, follow these steps for initial setup:

1. **Unpacking:** Carefully remove all brushes from their individual protective sleeves and the travel bag.

2. **Initial Cleaning:** Before first use, it is recommended to gently wash all brushes with a mild brush cleanser or baby shampoo and lukewarm water. Rinse thoroughly and allow them to air dry completely, preferably upside down or flat, to prevent water from seeping into the ferrules.
3. **Familiarization:** Refer to the included owner's guide or the diagram in Section 2 to identify each brush and its intended purpose. The brushes are labeled for convenience.
4. **Storage:** Store the brushes in the provided travel bag or a brush holder to maintain their shape and cleanliness.



Figure 2: The ZAMEL 26-Piece Makeup Brush Set neatly organized within its black travel bag, ready for use or storage.

4. OPERATING INSTRUCTIONS

Each brush in your ZAMEL set is designed for specific makeup application techniques. Below are general guidelines for using various brush types:

Face Brushes (e.g., Powder, Foundation, Blush, Contour, Highlight)

- **Powder Brush (04 Precision Pointed Powder):** Use for applying loose or pressed powder to set foundation or reduce shine. Gently swirl the brush in powder, tap off excess, and lightly sweep across the face.
- **Foundation Brushes (02 Deluxe Buffer Foundation, 03 Wide Angle Foundation):** Use for

liquid, cream, or stick foundations. Apply a small amount of product to the back of your hand or directly to the brush, then blend onto the face using circular or sweeping motions for an even finish.

- **Blush Brush (05 Angled Contour):** Ideal for applying blush to the apples of the cheeks. Smile to locate the apples, then sweep the brush upwards towards the temples.
- **Contour Brush (05 Angled Contour):** Use to define facial features. Apply contour product to the hollows of your cheeks, jawline, and temples, blending well for a natural shadow effect.
- **Highlight Brush (07 Highlight Definer):** Apply highlighter to the high points of your face, such as cheekbones, brow bone, and cupid's bow, for a luminous glow.

Eye Brushes (e.g., Eyeshadow, Concealer, Eyeliner, Blending)

- **Eyeshadow Brushes (11 Angled Shader, 20 Medium Oval Shadow, 21 Firm Shadow):** Use to apply eyeshadow to the eyelids. Pat color onto the lid for intensity or sweep for a softer look.
- **Blending Brushes (01 Round Deluxe Blender, 08 Pointed Deluxe Blender, 09 Large Round Blender, 10 Medium Round Blender, 14 Pro Round Blender, 19 Pro Tapered Blender):** Essential for softening harsh lines and seamlessly blending eyeshadows in the crease and outer corner. Use circular or windshield wiper motions.
- **Concealer Brush (15 Angled Concealer, 26 Angled Concealer):** Use to apply and blend concealer under the eyes or to cover blemishes. Gently pat and blend the product.
- **Eyeliner Brushes (17 Flat Definer, 24 Eye Liner):** For precise application of gel, cream, or liquid eyeliner along the lash line.
- **Eyebrow Brush (25 Angle Spoolie, 18 Eyelash Comb):** Use the angled brush for filling in brows with powder or pomade, and the spoolie to comb through and set hairs. The eyelash comb can separate lashes after mascara application.

Your browser does not support the video tag.

Video 1: An official product video demonstrating the ZAMEL 26-piece makeup brush set, showcasing various brushes and their soft bristles.

Your browser does not support the video tag.

Video 2: An official product video highlighting the features and uses of the 26-piece PRO Makeup Brushes set, including the large holder case.

5. MAINTENANCE

Proper care extends the life of your makeup brushes and ensures hygienic application.

Cleaning Instructions:

1. **Wet Bristles:** Hold the brush bristles downward under lukewarm running water. Avoid getting water inside the ferrule (the metal part connecting bristles to handle) as this can loosen the glue over time.
2. **Apply Cleanser:** Dispense a small amount of mild brush cleanser, baby shampoo, or gentle soap into your palm or onto a textured cleaning mat.
3. **Lather and Rinse:** Gently swirl the brush bristles in your palm or on the mat to create a lather. Rinse the bristles thoroughly under lukewarm running water until the water runs clear and no makeup residue remains.
4. **Reshape and Dry:** Gently squeeze out excess water from the bristles. Reshape the brush

head to its original form. Lay brushes flat on a clean towel or use a brush drying rack, preferably with bristles facing downwards, to air dry completely. Allow several hours for drying, especially for denser brushes.

Storage:

- Store brushes in the provided travel bag or a brush holder to protect them from dust and damage.
- Ensure brushes are completely dry before storing them in an enclosed space to prevent mildew.

6. TROUBLESHOOTING

Here are solutions to common issues you might encounter:

- **Bristle Shedding:** A minimal amount of shedding during the first few uses is normal. If excessive shedding occurs, ensure brushes are not being washed with excessively hot water or harsh chemicals. Always dry brushes properly.
- **Product Buildup:** If brushes feel stiff or are not picking up product effectively, they likely need a thorough cleaning. Refer to the 'Cleaning Instructions' in Section 5.
- **Brush Head Deforming:** Ensure brushes are reshaped after washing and dried flat or upside down. Avoid storing them bristles-up in a cup while wet, as this can cause water to loosen the ferrule glue and deform the bristles.

7. SPECIFICATIONS

Feature	Detail
Brand	ZAMEL
Model	ZAMEL-26PB-OB
Number of Pieces	26
Bristle Material	Vegan Synthetic Hair and Natural Goat Hair
Handle Material	Birch Wood
Ferrule Material	Aluminum
Color	Black
Item Weight	0.61 Kilograms (1.34 Pounds)
Package Dimensions	11.81 x 8.15 x 2.09 inches

8. SAFETY INFORMATION

For external use only.







Keep brushes clean to prevent skin irritation or infections. Do not use damaged brushes on sensitive skin areas. Discontinue use if irritation occurs.

9. WARRANTY AND SUPPORT

For any questions regarding your ZAMEL 26-Piece Premium Black Makeup Brush Set, please contact the manufacturer directly. Specific warranty details may vary; refer to the product packaging or the seller's information for more details.

© 2023 ZAMEL. All rights reserved.

Related Documents - ZAMEL-26PB-OB

	<p>ZAMEL ZCM-42 Time Programmer User Manual - Wi-Fi Configurable</p> <p>Comprehensive user manual for the ZAMEL ZCM-42 Time Programmer, detailing its Wi-Fi configuration, scheduling features, technical specifications, wiring, and operation for automation and control systems.</p>
	<p>Zamel LLM-01 Wired Control Board for Floor Heating - Technical Specifications</p> <p>Detailed technical specifications and connection guide for the Zamel LLM-01 wired control board, designed for efficient floor heating systems.</p>
	<p>Zamel SRP-22 Sterownik Rolet Dopuszczowy - Instrukcja i Specyfikacja Techniczna</p> <p>Kompleksowa instrukcja obsługi i specyfikacja techniczna sterownika rolet Zamel SRP-22. Zawiera informacje o instalacji, konfiguracji, programowaniu radiowym i przez aplikację mobilną exta life, a także dane techniczne.</p>
	<p>MATEC RTP-04 Programmable Thermostat for Electric Floor Heating - User Manual</p> <p>Comprehensive user manual for the MATEC RTP-04 temperature regulator, detailing installation, operation, programming, and technical specifications for electric underfloor heating systems by ZAMEL.</p>
	<p>Zamel Supla SBW-02 2-Channel Wi-Fi Gate Controller User Manual</p> <p>Comprehensive user manual for the Zamel Supla SBW-02, a 2-channel Wi-Fi gate controller. This guide covers product description, features, warnings, technical specifications, step-by-step installation and setup using the Supla app, device reset, warranty information, and additional resources.</p>
	<p>MATEC Electric Heating Mats Installation Guide and Warranty</p> <p>Comprehensive installation instructions and warranty details for MATEC electric heating mats (MOJ and MOD series) by ZAMEL, covering setup, temperature controller selection, and technical specifications for floor heating systems.</p>

