

AK Interactive RCM150

AK Interactive Special Box 34 Real Colors Markers Instruction Manual

Model: RCM150

1. INTRODUCTION

This instruction manual provides essential information for the proper use, maintenance, and care of your AK Interactive Special Box 34 Real Colors Markers. Please read this manual thoroughly before first use to ensure optimal performance and longevity of your product.

2. PRODUCT OVERVIEW

The AK Interactive Special Box 34 Real Colors Markers set (Model RCM150) contains 34 acrylic markers specifically formulated for modeling. These markers are designed for precise application on various surfaces, offering high coverage and durability.



Image 2.1: The AK Interactive Special Box containing 34 Real Colors Markers. The box is white with "REAL COLORS MARKERS" printed on top, along with a sample marker and color swatches.

Key Features:

- **Comprehensive Set:** Includes 34 distinct colors, presented in two foam trays within a rigid, screen-printed box with a magnetic closure system.

- **Specialized Formulation:** Acrylic paint markers specifically developed for modeling applications.
- **Versatile Adhesion:** Provides excellent grip on plastic, resin, metal, and wooden surfaces.
- **Durability:** Resistant to water and heat once dry.
- **High Coverage:** Allows for application in layers, similar to traditional modeling paints, without blurring.
- **Weathering Compatibility:** Compatible with subsequent weathering products without affecting the underlying paint layer.
- **Precision Application:** Ideal for applying base coats on small scales or for detailed camouflage accessories.



Image 2.2: The AK Interactive Special Box opened, revealing the 34 markers neatly organized in two foam trays. A color chart is visible below the trays.

3. SETUP

1. **Unpack:** Carefully remove the marker set from its packaging. Inspect all 34 markers for any visible damage.
2. **Shake Well:** Before initial use and prior to each subsequent use, shake each marker vigorously for approximately 30 seconds. This ensures the paint pigment is thoroughly mixed.
3. **Prime the Tip:** Press the marker tip down onto a scrap piece of paper or cardboard several times until the paint begins to flow into the tip. Do not press excessively hard to avoid damaging the tip.
4. **Test Color:** Always test the color on a scrap surface before applying it to your model to confirm the

desired shade and flow.



Image 3.1: A close-up view of the AK Interactive Real Colors Markers organized within their foam trays, showcasing the individual markers and their labels.

4. OPERATING INSTRUCTIONS

1. **Surface Preparation:** Ensure the surface to be painted is clean, dry, and free of dust, grease, or other contaminants.
2. **Application:** Apply the marker directly to the desired area. The chisel tip allows for both broad strokes and fine details, depending on the angle of application.
3. **Layering:** For opaque coverage or to build up color intensity, allow the first layer to dry completely before applying subsequent layers. The paint dries quickly.
4. **Detail Work:** Utilize the fine edge of the chisel tip for intricate details, panel lines, or small components.
5. **Base Coats:** These markers are suitable for applying base coats on smaller models or specific sections of larger models.
6. **Camouflage:** The precision of the markers makes them ideal for painting camouflage patterns.

RCM001 RUBBER BLACK	RCM018 RAL 7028 DUNKELGELB
RCM002 OFF WHITE	RCM019 RAL 8012 ROTBRAUN-RED BROWN
RCM003 SIGNAL RED RAL 3020	RCM020 RAL 8017 ROTBRAUN-RED BROWN
RCM004 YELLOW RAL 1003	RCM021 OLIVE DRAB
RCM005 ORANGE RAL 2004	RCM022 INTERIOR GREEN FS34151
RCM006 BLUE RAL 5001	RCM023 US INTERIOR YELLOW GREEN
RCM007 BROWN	RCM024 RLM 02 GRAU (1938)
RCM008 BUFF	RCM025 RLM 66
RCM009 DECK TAN	RCM026 RLM 76
RCM010 ALUMINIUM	RCM027 RLM 79
RCM011 DARK ALUMINIUM	RCM028 RAF COCKPIT GREY-GREEN
RCM012 WOOD BASE	RCM029 IJN M3 (M) MITSUBISHI INTERIOR GREEN
RCM013 CHIPPING COLOR	RCM030 IJA AO MIDORI IRO (BLUE GREEN)
RCM014 RAL 1001 ELFENBEIN-IVORY	RCM031 RUSSIAN COCKPIT TURQUOISE
RCM015 RAL 6003 OLIVGRÜN	RCM032 GUN METAL
RCM016 RAL 7009 HELLGRAU-LIGHT GREY	RCM033 FLAT BLACK
RCM017 RAL 7021 DUNKELGRAU	RCM034 FLAT WHITE

Image 4.1: A detailed color chart displaying all 34 colors included in the AK Interactive Real Colors Markers set, each with its corresponding code and name.

5. MAINTENANCE

- **Cap After Use:** Always replace the cap firmly after each use to prevent the marker tip from drying out and to preserve the paint.

- **Storage:** Store markers horizontally in a cool, dry place, away from direct sunlight and extreme temperatures. The original foam trays and box are ideal for storage.
- **Tip Cleaning:** If the tip becomes clogged or discolored, gently wipe it with a damp cloth. Do not use harsh solvents.
- **Avoid Excessive Pressure:** While priming, avoid pressing the tip too hard, as this can damage the felt and affect paint flow.

6. TROUBLESHOOTING







Problem	Possible Cause	Solution
Paint not flowing	Marker not shaken, tip dry, or clogged.	Shake marker vigorously. Prime tip by pressing on scrap paper. Gently wipe tip with a damp cloth if clogged.
Inconsistent color	Pigment not fully mixed.	Shake the marker thoroughly before and during use.
Tip damage/fraying	Excessive pressure during use or priming.	Apply gentle pressure. Tips are not replaceable; avoid damage to prolong marker life.
Paint smudges after drying	Not fully dry, or surface contamination.	Ensure adequate drying time. Clean surface thoroughly before application.

7. SPECIFICATIONS

- **Model Number:** RCM150
- **Brand:** AK Interactive
- **Manufacturer:** Ak Interactive
- **Material Type:** Acrylic
- **Number of Items:** 34 markers
- **Point Type:** Chisel
- **Item Weight:** Approximately 2.12 pounds (0.96 kg)
- **Package Dimensions:** Approximately 14.61 x 6.89 x 2.24 inches (37.1 x 17.5 x 5.7 cm)

8. WARRANTY AND SUPPORT

For information regarding warranty, returns, or product support, please refer to the retailer's policy where the product was purchased or contact AK Interactive directly through their official website. Please retain your proof of purchase for any warranty claims.

	<p>AK Interactive 3rd Generation Acrylics: Comprehensive Guide & Product Range</p> <p>Explore AK Interactive's 3rd Generation Acrylics, featuring high opacity, advanced formulas, and a vast range of 356 colors for scale modeling, miniatures, and fine arts. Discover primers, varnishes, thinners, and specialized paint sets for vehicles, figures, and aircraft, along with detailed equivalence tables.</p>
	<p>AK Interactive Wargame Series 2024 Catalogue</p> <p>Explore the comprehensive 2024 catalogue from AK Interactive, featuring a wide range of paints, tools, and accessories for wargaming and modeling enthusiasts. Discover essential supplies for creating detailed miniatures and dioramas.</p>
	<p>AK Interactive Diorama Terrains: How-To Use Product Guide</p> <p>Learn how to use AK Interactive's Diorama Terrains pastes and pigments to create realistic wargame and fantasy scenery. This guide covers application, mixing, adding elements, and finishing techniques for modelers.</p>
	<p>AK35020 IDF Power Wagon WM300 Cargo Truck 1/35 Scale Model Kit Assembly Instructions</p> <p>Detailed assembly instructions and painting guide for the AK35020 IDF Power Wagon WM300 Cargo Truck 1/35 scale model kit by AK-Interactive. Includes parts lists, step-by-step assembly diagrams described textually, paint recommendations, and historical marking options for the Israeli Defence Forces.</p>
	<p>AK Interactive 3rd Generation Acrylics Color Chart and Equivalence Guide</p> <p>Comprehensive color chart and equivalence table for AK Interactive's 3rd Generation Acrylics, listing all 236 colors with cross-references to Tamiya, Humbrol, Vallejo, and other popular hobby paint brands.</p>
	<p>Catálogo AK Interactive 2021: Pinturas y Productos para Modelismo</p> <p>Descubre el catálogo completo de AK Interactive 2021, con una amplia gama de pinturas acrílicas, sets, herramientas y accesorios para modelismo a escala. Calidad profesional para todos los modelistas.</p>