

Headwolf FPad6

Headwolf FPad6 Android Tablet Instruction Manual

Brand: Headwolf | Model: FPad6

1. INTRODUCTION

Welcome to the Headwolf FPad6 Android Tablet. This manual provides comprehensive instructions for setting up, operating, and maintaining your device. The FPad6 is an 8-inch tablet featuring the latest Android 15 operating system, a powerful Helio G99 processor, a high-resolution 2.5K display, and 4G LTE connectivity, designed for a versatile and efficient user experience.



Figure 1.1: Headwolf FPad6 Tablet with key specifications highlighted.

Your browser does not support the video tag.

Video 1.1: An overview of the Headwolf FPad6 tablet's features and design. This video demonstrates the tablet's sleek profile, display quality, and general usage scenarios.

2. SETUP

2.1 Package Contents

Verify that all items are present in the package:

- Headwolf FPad6 Tablet
- USB Type-C Cable
- Power Adapter
- SIM Card Pin
- User Manual (Japanese)

Figure 2.1: Contents of the Headwolf FPad6 package and device port layout.

2.2 Initial Power On and Charging

To power on your tablet for the first time, press and hold the Power button located on the side of the device until the Headwolf logo appears. If the battery is low, connect the tablet to the power adapter using the provided Type-C cable and charge it fully before first use.

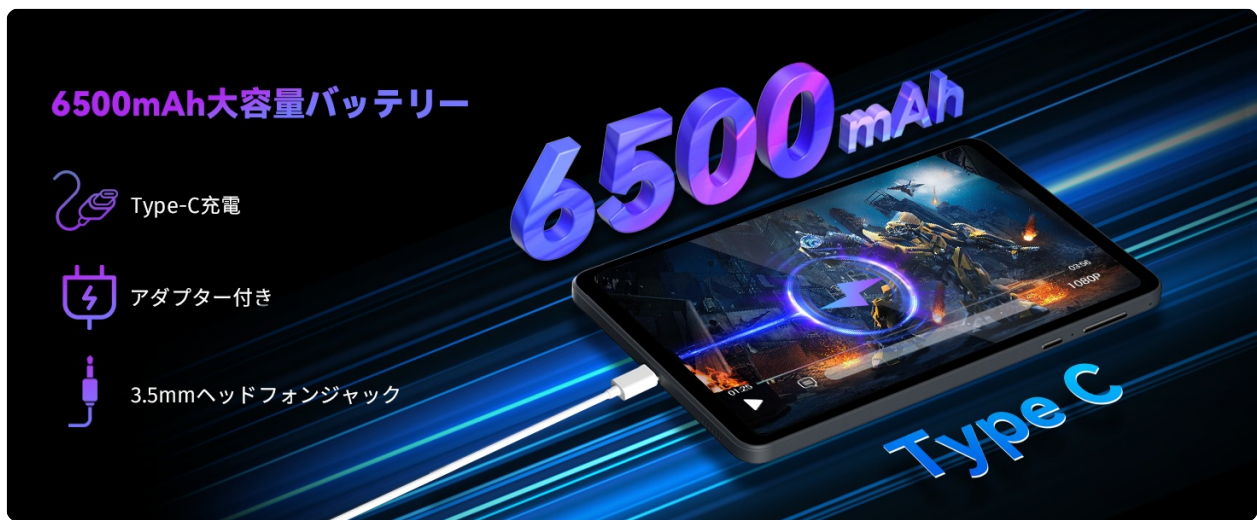


Figure 2.2: Charging the Headwolf FPad6 tablet with the Type-C cable.

2.3 SIM Card and Storage Expansion

The FPad6 supports dual SIM cards or one SIM card and one microSD card for expanded storage up to 2TB. Use the provided SIM card pin to open the SIM tray. Insert your nano-SIM card(s) and/or microSD card into the appropriate slots as indicated on the tray.



Figure 2.3: Inserting SIM cards and understanding 4G LTE capabilities.

3. OPERATING YOUR TABLET

3.1 Android 15 Features

The FPad6 runs on the latest Android 15, offering enhanced privacy, productivity, and AI capabilities. Key features include:

- **Private Space:** Secure sensitive apps and data with dual authentication.
- **Single App Recording:** Record specific app screens without capturing the entire display.
- **App Pair:** Pin app combinations to your home screen for quick split-screen multitasking.
- **Gemini AI:** Google's advanced AI assists with text input, search, and translation.



Figure 3.1: New features available with Android 15 on the FPad6.

3.2 Display and Visuals

Experience stunning visuals on the 8.4-inch 2.5K (2560x1600) In-Cell IPS display. With 500 Nits brightness, images are vibrant and clear from any angle. The tablet also supports Widevine L1, allowing you to stream 1080P HD content from major platforms like Netflix, Amazon Prime Video, and Disney+.

2.5K incell IPSディスプレイ--500cd/m2輝度



Figure 3.2: The FPad6's 2.5K In-Cell IPS display with Widevine L1 support.

3.3 Performance and Storage

Powered by the MTK Helio G99 octa-core processor and Mali G57 GPU, the FPad6 delivers smooth performance for gaming and graphic-intensive applications. It comes with 16GB (8GB physical + 8GB virtual) RAM and 128GB UFS 2.1 ROM, expandable up to 2TB via microSD card, providing ample space for all your apps, videos, and files.



Figure 3.3: Helio G99 processor and memory specifications.

3.4 Camera Functions

The FPad6 is equipped with an 8MP front camera for video calls and face recognition, and a 16MP rear camera with autofocus and background blur support for capturing clear photos and videos.



Figure 3.4: Front and rear camera capabilities.

3.5 Connectivity

Stay connected with 4G LTE communication, 2.4/5G WiFi, and Bluetooth 5.2. The tablet also features a quad-satellite positioning system (GPS) for accurate navigation.



Figure 3.5: GPS navigation on the FPad6 tablet.

3.6 Battery Management

The 6500mAh cobalt acid lithium battery provides extended usage time. Charge your device using the Type-C port. The tablet also includes a 3.5mm headphone jack for audio connectivity.



Figure 3.6: Battery capacity and charging interface.

3.7 Gaming and Sensors

Enhance your gaming experience with the 6-axis gyroscope and geomagnetic sensor, providing precise control and improved immersion. These sensors also contribute to accurate navigation and orientation.

6軸ジャイロ+ 地磁気センサー--- ゲーマーの福音

ゲームをプレイする際、デバイスを傾けたり、回転させたり、ゲーム内のアクションを操作でき、ゲームの没入感が高まります。



四重衛星測位システム



地磁気センサー



6軸ジャイロ



重力感知



Figure 3.7: Gaming with the 6-axis gyroscope.

3.8 Basic Operations and Accessibility

The FPad6 offers convenient features such as screen splitting for multitasking, lift-to-wake functionality, and a three-finger screenshot gesture. Its lightweight (385g) and thin (8.5mm) metal body make it comfortable for one-handed use and highly portable.



Figure 3.8: Various operational features of the FPad6.



Figure 3.9: Physical design and portability of the FPad6.

4. MAINTENANCE

To ensure the longevity of your Headwolf FPad6 tablet, follow these maintenance guidelines:

- **Cleaning:** Use a soft, lint-free cloth to clean the screen and body. Avoid abrasive materials or harsh chemicals.
- **Storage:** Store the tablet in a cool, dry place away from direct sunlight and extreme temperatures.
- **Battery Care:** Avoid fully discharging the battery frequently. For long-term storage, charge the battery to about 50% to prevent deep discharge.
- **Software Updates:** Regularly check for and install system updates to ensure optimal performance and security.

5. TROUBLESHOOTING

This section addresses common issues you might encounter with your Headwolf FPad6 tablet. If you experience problems not listed here, please refer to the support section.

Problem	Possible Cause	Solution
Tablet does not power on.	Low battery; system crash.	Charge the tablet for at least 30 minutes. Press and hold the Power button for 10-15 seconds to force restart.
Screen is unresponsive.	Software glitch; screen protector interference.	Restart the tablet. Ensure screen protector is properly applied and not damaged.
Cannot connect to Wi-Fi.	Incorrect password; router issue; Wi-Fi disabled.	Verify Wi-Fi password. Restart router. Ensure Wi-Fi is enabled in settings.
Apps are crashing or freezing.	Insufficient memory; app bug; outdated app.	Close background apps. Clear app cache. Update the app or reinstall it.
Slow performance.	Too many apps running; low storage; outdated software.	Close unused apps. Free up storage space. Check for system updates.

6. SPECIFICATIONS

Feature	Detail
Brand	Headwolf
Model Name	FPad6

Feature	Detail
Operating System	Android 15
Screen Size	8.4 Inches
Display Resolution	2560x1600 Pixels (2.5K)
Processor	Helio G99
RAM	16GB (8GB + 8GB Expansion)
Internal Storage	128GB UFS 2.1
Expandable Storage	Up to 2TB (microSD)
Battery Capacity	6500mAh
Front Camera	8MP
Rear Camera	16MP
Connectivity	4G LTE, 2.4/5G WiFi (802.11n), Bluetooth 5.2
Sensors	6-axis Gyroscope, Geomagnetic Sensor, GPS
Dimensions	21.8 x 13.8 x 4.9 cm
Weight	320 g





7. WARRANTY AND SUPPORT

Headwolf provides customer support for its products. For warranty information, technical assistance, or service inquiries, please visit the official Headwolf store on Amazon or contact their customer service directly.

Official Headwolf Store: [Headwolf Japan Official Store](#)

Please retain your proof of purchase for warranty claims.

Related Documents

	<p>Headwolf FPad User Guide</p> <p>User guide for the Headwolf FPad tablet, covering setup, features, network settings, troubleshooting, and safety information.</p>
	<p>HEADWOLF FPad 1 User Guide: Features, Specifications, and Troubleshooting</p> <p>Comprehensive user guide for the HEADWOLF FPad 1 tablet, covering battery and storage instructions, equipment overview, technical specifications, home screen customization, network setup, software installation, system settings, safety warnings, and troubleshooting tips.</p>
	<p>Headwolf FPad User Guide: Setup, Features, and Troubleshooting</p> <p>Comprehensive user guide for the Headwolf FPad tablet, covering setup, battery and storage, network connectivity, software features, troubleshooting, and safety guidelines.</p>
	<p>W5 Tablet PC Radio Test Report - HEADWOLF</p> <p>This report details the radio test results for the HEADWOLF W5 Tablet PC, conducted by Shenzhen LCS Compliance Testing Laboratory Ltd. It covers various tests including frequency tolerance, antenna power, occupied bandwidth, and spurious emissions according to MIC Notice No.88 Appendix No.43.</p>



FPad

User Guide
ユーザーガイド
Benutzerhandbuch
Pykoqactao nonuioeatene
Guide de l'utilisateur
사용자 가이드
Guida del usuario
Guida utente

[Headwolf FPad User Guide](#)

User guide for the Headwolf FPad tablet, covering setup, features, network settings, troubleshooting, and safety information.

lang: **score:12** filesize: 6.97 M page_count: 20 document date: 2025-05-23