

## HUAHUU Dining Table Set 0548

# HUAHUU Extendable Dining Table Set for 4

Model: Dining Table Set 0548

Brand: HUAHUU

## 1. SAFETY INFORMATION

Please read and understand all safety instructions before assembly and use. Failure to follow these instructions may result in injury or product damage.

- Exercise caution when extending and retracting the table to prevent tip-over.
- Do not exceed the weight capacity of **220 lbs (100 kg)** for the table.
- Do not exceed the weight capacity of **330 lbs (150 kg)** for each chair.
- Be cautious during assembly. Ensure all parts are correctly aligned and tightened.
- This product is not heat-resistant. Avoid placing hot items directly on the surface without protection.
- Keep children away from the product during assembly and ensure stable use afterward.

## 2. PRODUCT OVERVIEW

The HUAHUU Extendable Dining Table Set is a versatile 5-piece furniture solution designed for compact living spaces, comfortably seating 2 to 4 individuals. It includes one extendable dining table and four upholstered chairs.

### Key Features:

- **Extendable Design:** The table can be rotated and flipped to expand, providing additional surface area when needed.
- **Space-Saving:** Chairs can be neatly stored under the table when not in use, optimizing space.
- **Comfortable Seating:** Chairs feature soft fabric upholstered seats and padded backrests for enhanced comfort.
- **Durable Construction:** Made with high-quality MDF board for the tabletop and a sturdy steel frame, ensuring stability and longevity.

- **Easy Maintenance:** The MDF board is waterproof and scratch-resistant, allowing for simple cleaning.



Image: The HUAHUU Extendable Dining Table Set, featuring the table in its extended configuration with four chairs, situated in a modern dining area.



# Table Sizes Design



Folding table----2 Chair  
Meet Daily Needs



Expand table----4 Chairs  
Meet the Gathering or  
Social Activities

Image: Visual comparison showing the table in its compact 2-chair setup and its expanded 4-chair setup, illustrating its adaptability.

## 3. SETUP AND ASSEMBLY

The HUAHUU Dining Table Set is designed for straightforward assembly. It is recommended to follow the detailed installation manual included in the packaging. All necessary parts are organized for convenience.

### General Assembly Tips:

- Unpack all components and verify against the parts list in your manual.
- Lay out all hardware and tools. A drill may be helpful for some steps, as noted by users.
- Assemble the table frame first, ensuring all screws are finger-tight before final tightening.
- Attach the tabletop, making sure the extendable mechanism is correctly oriented.
- Assemble the chairs one by one, ensuring all connections are secure.
- Do not overtighten screws, but ensure they are firm to prevent wobbling.
- Adjust the leg pads on the table and chairs to ensure stability on uneven surfaces.

## 5 Pieces Dining Set



Stable Structure



Adjustable Leg Pads



Natrual Textures

Image: Detailed view highlighting the stable structure, adjustable leg pads for leveling, and the natural wood-grain texture of the tabletop.

## 4. OPERATING INSTRUCTIONS

The primary operational feature of this dining set is its extendable table, designed for flexible use in various spaces.

### Extending the Table:

1. Locate the locking mechanism or latch underneath the tabletop.
2. Release the latch to unlock the tabletop sections.
3. Gently rotate and flip the tabletop section to extend the surface. The table is designed to expand smoothly.
4. Ensure the extended section is fully seated and re-engage any locking mechanisms to secure it in place.

### Retracting the Table:

1. Release the locking mechanism.



2. Carefully fold the extended tabletop section back into its compact position.
3. Secure the tabletop with the locking mechanism.

### Chair Storage:

When not in use, the chairs are designed to fit snugly underneath the table, maximizing floor space. Simply push each chair gently into the designated area under the table.



Image: A visual guide demonstrating the rotation and flip action required to extend the dining table surface.



Image: A step-by-step illustration showing the process of extending the table, from unlocking to full expansion, highlighting the ease of operation.





Image: The dining table with all four chairs neatly tucked underneath, demonstrating its space-saving capability when not in use.

## 5. MAINTENANCE

Proper care will help maintain the appearance and longevity of your HUAHUU Dining Table Set.

### Cleaning Instructions:

- **Tabletop:** The MDF board is waterproof and scratch-resistant. For general cleaning, wipe with a damp cloth. For spills, wipe immediately with a dry cloth to prevent moisture absorption. Avoid abrasive cleaners or harsh chemicals.
- **Chairs (Fabric):** For upholstered seats, spot clean with a mild fabric cleaner and a soft cloth. Blot, do not rub. Allow to air dry completely. Avoid excessive moisture.
- **Metal Frame:** Wipe the metal frame with a dry cloth to remove dust. For tougher marks, a slightly damp cloth can be used, followed by immediate drying.

### General Care:

- Periodically check all screws and bolts to ensure they remain tight. Retighten as necessary to maintain stability.
- Avoid dragging the table or chairs across the floor; lift them when moving to prevent damage to legs and flooring.
- Use coasters or placemats to protect the tabletop from heat, moisture, and scratches.

## 6. TROUBLESHOOTING

This section addresses common issues you might encounter with your dining set.

### Common Issues and Solutions:

- **Wobbly Table/Chairs:**  
*Solution:* Ensure all assembly screws are securely tightened. Check that the adjustable leg pads are properly adjusted to level the furniture on uneven floors.
- **Difficulty with Screw Insertion During Assembly:**  
*Solution:* If a screw is difficult to insert, ensure you are using the correct screw for the designated hole. Do not force screws; re-align parts if necessary. If a hole seems misaligned, contact customer support.
- **Table Extension Mechanism Sticking:**  
*Solution:* Ensure the locking mechanism is fully disengaged. Check for any obstructions or debris in the sliding tracks. Apply a small amount of silicone-based lubricant if necessary, avoiding contact with the tabletop surface.
- **Chair Frame Damage (e.g., bent metal):**  
*Solution:* This indicates excessive stress or weight. Ensure the chair's weight capacity (330 lbs) is not exceeded. If damage occurs under normal use, contact customer support for assistance.

## 7. SPECIFICATIONS

Detailed specifications for the HUAHUU Extendable Dining Table Set.

Feature	Detail
Model Number	Dining Table Set 0548
Table Dimensions (Extended)	47.2" L x 31.5" W x 29.5" H
Table Dimensions (Folded)	23.6" L x 31.5" W x 30.9" H
Assembled Seat Height	17.7 Inches
Item Weight	84.9 pounds (total set)
Material	Metal, MDF, Fabric
Color	Black
Table Weight Capacity	220 lbs
Chair Weight Capacity	330 lbs



Feature	Detail
Product Care Instructions	Wipe with Damp Cloth, Wipe with Dry Cloth



Image: A diagram illustrating the precise dimensions of the dining table in both folded and extended states, along with the dimensions of a single chair.

## 8. WARRANTY AND SUPPORT

For any questions, concerns, or issues regarding your HUAHUU Dining Table Set, please refer to the following information.

### Customer Support:

If you encounter any problems during assembly or use, or if you have questions about product parts or functionality, please contact HUAHUU customer support. Contact information is typically provided in the packaging or on the seller's official website.


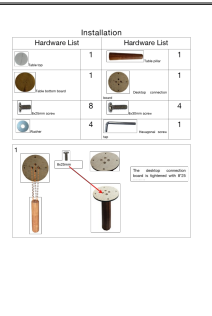


For purchases made through Amazon, you may also utilize the Amazon customer support channels for assistance with returns or product-related inquiries within the specified return period (e.g., 30-day easy

returns).

Warranty Information:

Specific warranty details may vary. Please consult the documentation included with your product or contact HUAHUU customer support for comprehensive warranty information.

Related Documents - Dining Table Set 0548

	<p><a href="#">Latitude Run Modern Dining Chairs Assembly Instructions</a></p> <p>Detailed assembly guide for Latitude Run modern dining chairs, featuring upholstered cushions and a metal frame. Includes a comprehensive parts list, hardware list, and step-by-step instructions for easy setup.</p>
	<p><a href="#">Ivy Bronx Dining Furniture Set Assembly Instructions</a></p> <p>Comprehensive assembly instructions for Ivy Bronx dining furniture sets, including tables and chairs, with detailed hardware lists and step-by-step guidance for assembly.</p>
	<p><a href="#">Ethan Allen Dining Table Buying Guide: Choose Your Perfect Table</a></p> <p>Explore Ethan Allen's comprehensive guide to selecting the ideal dining table. Learn about shapes, sizes, styles, finishes, and quality to create your perfect dining space.</p>
	<p><a href="#">Latitude Run® Borea 4-Person Dining Set Assembly Instructions</a></p> <p>Comprehensive assembly instructions for the Latitude Run® Borea 4-Person Wooden-Frame Upholstered Dining Set. This guide provides detailed parts lists and step-by-step instructions for assembling the dining table and chairs.</p>





Comprehensive assembly instructions for P PURLOVE dining table sets, including models WF311245, WF311246, and WF311247. Provides step-by-step guidance for assembling a round dining table with extendable leaves and upholstered dining chairs.



Step-by-step installation instructions for the Brayden Studio 7-Piece Round Sintered Stone Dining Table Set with Faux Leather Dining Chairs, including hardware lists and assembly guidance.