

PURPLE LEAF LEDZXD1

PURPLE LEAF Patio Umbrella Light (Model: LEDZXD1) Instruction Manual

Rechargeable with Remote Control and 12 Colors

1. INTRODUCTION

Thank you for purchasing the PURPLE LEAF Patio Umbrella Light. This light is designed to provide versatile illumination for your outdoor spaces, including cantilever umbrellas, patios, and camping tents. It features multiple color options, adjustable brightness, and convenient USB recharging. Please read this manual thoroughly before use to ensure proper operation and maintenance.

2. SAFETY INFORMATION

- Do not expose the light to extreme temperatures or direct sunlight for prolonged periods.
- Keep the device away from water and moisture to prevent electrical hazards.
- Use only the provided USB charging cable or a certified equivalent.
- Do not attempt to disassemble or modify the light. This will void the warranty and may cause damage or injury.
- Ensure the light is securely mounted when used with an umbrella to prevent it from falling.
- Store the light in a cool, dry place when not in use.

3. PACKAGE CONTENTS

Verify that all items are present in your package:

- PURPLE LEAF Patio Umbrella Light (Model: LEDZXD1)
- Remote Control
- USB Charging Cable
- Lithium-Ion Battery (pre-installed)
- Instruction Manual

4. PRODUCT FEATURES

- **12 Color Lighting Options:** Choose from a wide spectrum of colors to suit various moods and occasions.
- **3 Brightness Levels:** Adjust the light intensity for optimal illumination.
- **USB Rechargeable:** Convenient charging via USB, providing 6 to 12 hours of use on a full charge depending on brightness and color settings.
- **Remote Control:** Easily switch colors, adjust brightness, and control other functions from a distance.
- **Multi-Functional Use:** Ideal for cantilever umbrellas, camping tents, and other outdoor lighting needs.




Figure 4.1: The PURPLE LEAF Patio Umbrella Light providing ambient lighting for an outdoor setting.

5. SETUP AND INSTALLATION

5.1 Initial Charging

Before first use, fully charge the umbrella light. Locate the USB charging port on the back of the light.

1. Connect the provided USB charging cable to the light's charging port.
2. Plug the other end of the USB cable into a standard USB power adapter (not included) or a computer USB port.
3. The charging indicator (if present) will show the charging status. Charge until the indicator shows a full charge.




Figure 5.1: USB charging port and built-in switch.

5.2 Mounting on an Umbrella

This light is designed to fit PURPLE LEAF cantilever umbrellas. It can also be used with other compatible umbrellas or as a standalone light.

1. Open your umbrella to a stable position.
2. Locate the central hub or a suitable mounting point on the umbrella frame.
3. Align the light with the mounting point and secure it firmly. Ensure it is stable and will not fall during use or in windy conditions.

6. OPERATING INSTRUCTIONS

6.1 Powering On/Off

- **Using the Built-in Switch:** Press the button on the back of the light to turn it on or off.
- **Using the Remote Control:** Press the **ON** button to turn the light on, and the **OFF** button to turn it off.

6.2 Changing Colors

The light offers 12 distinct color options.

- Use the color buttons on the remote control to select your desired color.
- The remote also includes modes like **FLASH**, **STROBE**, **FADE**, and **SMOOTH** for dynamic color transitions.




Figure 6.1: Available color options and remote control.

6.3 Adjusting Color Temperature

The light features three color temperature modes: Warm, Neutral, and Cool.

- Press the **W** button on the remote control to cycle through the Warm, Neutral, and Cool white light settings.



Figure 6.2: Three color temperature modes: Warm, Neutral, and Cool.

6.4 Adjusting Brightness

There are three brightness levels available.

- Use the brightness adjustment buttons (**Brightness Up / Brightness Down**) on the remote control to select the desired light intensity.
- The first level provides approximately 12 hours of use, the second level 10 hours, and the third level 6 hours when fully charged.



Figure 6.3: Three brightness levels and their approximate battery life.

7. MAINTENANCE

- **Cleaning:** Wipe the light with a soft, dry cloth. Do not use abrasive cleaners or solvents.
- **Storage:** When not in use for extended periods, store the light in a cool, dry place. Ensure it is fully charged before storage and recharge every 3-6 months to maintain battery health.
- **Battery Care:** The integrated lithium-ion battery is not user-replaceable. If battery performance significantly degrades, contact customer support.

8. TROUBLESHOOTING

Problem	Possible Cause	Solution
Light does not turn on.	Battery is depleted.	Charge the light using the USB cable.
	Remote control battery is dead.	Replace the remote control battery (CR2025 or equivalent).
Remote control not working.	Obstruction between remote and light.	Ensure a clear line of sight.
	Remote control battery is dead.	Replace the remote control battery.
Short battery life.	Light used on highest brightness/dynamic color modes.	Reduce brightness or use static colors for longer battery life.

Problem	Possible Cause	Solution
	Battery degradation over time.	This is normal for rechargeable batteries. If severe, contact support.

9. SPECIFICATIONS

- **Model:** LEDZXD1
- **Dimensions (L x W x H):** 8.27" x 7.48" x 3.15" (21cm x 19cm x 8cm)
- **Weight:** 1.2 lbs (0.54 kg)
- **Material:** Plastic
- **Light Source:** LED
- **Power Source:** Rechargeable Lithium-Ion Battery (1 included)
- **Charging:** USB
- **Operating Time:** 6-12 hours (depending on settings)
- **Features:** 12 Colors, 3 Brightness Levels, Color-changing, Dimmable
- **Mounting Type:** Umbrella Mount



Figure 9.1: Product size information.

10. WARRANTY AND SUPPORT

10.1 Manufacturer's Warranty

This PURPLE LEAF Patio Umbrella Light (Model: LEDZXD1) comes with a **1-year manufacturer's warranty** from the date of purchase. This warranty covers defects in materials and workmanship under normal use. It does not cover damage caused by misuse, accidents, unauthorized modifications, or improper installation.

10.2 Customer Support

For technical assistance, warranty claims, or any questions regarding your PURPLE LEAF Patio Umbrella Light, please contact our customer support team:

- **Website:** Visit the official PURPLE LEAF website for support resources and contact information.
- **Email:** Refer to your purchase documentation for direct email support.
- **Phone:** Refer to your purchase documentation for direct phone support.

Please have your model number (LEDZXD1) and proof of purchase ready when contacting support.