

Manuals+

[Q & A](#) | [Deep Search](#) | [Upload](#)

manuals.plus /

- › [DOSS](#) /
- › [DOSS SoundBox Pro+ P300 Bluetooth Speaker User Manual](#)

DOSS SoundBox Pro+ P300

DOSS SoundBox Pro+ P300 Bluetooth Speaker User Manual

Model: SoundBox Pro+ P300

Brand: DOSS

INTRODUCTION

Thank you for choosing the DOSS SoundBox Pro+ P300 Bluetooth Speaker. This manual provides essential information for setting up, operating, and maintaining your speaker to ensure optimal performance and longevity. Please read this manual thoroughly before use and retain it for future reference.



The DOSS SoundBox Pro+ P300 Bluetooth Speaker, featuring its sleek design and vibrant LED lighting.

WHAT'S IN THE BOX

- DOSS SoundBox Pro+ P300 Bluetooth Speaker

- User Manual
- Charging Cable

SETUP

Initial Charging

Before first use, fully charge the speaker. Connect the provided charging cable to the speaker's charging port and a compatible USB power adapter (not included). The charging indicator light will show charging status. A full charge takes approximately 3.5 hours.

Power On/Off

- To power on: Press and hold the **Power button** until the indicator light illuminates.
- To power off: Press and hold the **Power button** until the indicator light turns off.

Bluetooth Pairing

1. Ensure the speaker is powered on and in Bluetooth pairing mode (indicated by a flashing blue light).
2. On your device (smartphone, tablet, laptop), enable Bluetooth and search for available devices.
3. Select "DOSS SoundBox Pro+ P300" from the list.
4. Once connected, the speaker will emit an audible confirmation, and the blue indicator light will become solid.

True Wireless Stereo (TWS) Pairing

For an enhanced stereo experience, you can pair two DOSS SoundBox Pro+ P300 speakers together.

1. Ensure both speakers are powered on and disconnected from any Bluetooth devices.
2. On one speaker, press and hold the **ADD button** for 2 seconds. It will enter TWS pairing mode.
3. Repeat the previous step on the second speaker.
4. The speakers will automatically connect to each other. Once connected, one speaker will act as the master (left channel) and the other as the slave (right channel).
5. Connect your device to the master speaker via Bluetooth as described in the "Bluetooth Pairing" section.

True Stereo Sound

Connect 2 speakers for a bigger sound



Two DOSS SoundBox Pro+ P300 speakers connected for a True Wireless Stereo experience.

OPERATING INSTRUCTIONS

Controls Overview

Button	Function
Power Button	Press and hold to Power On/Off.
MODE Button	Switch between Bluetooth and AUX modes.
- Button	Short press for previous track; Long press to decrease volume.
Play/Pause Button	Play/Pause music; Answer/End calls.
+ Button	Short press for next track; Long press to increase volume.

Button	Function
ADD Button	Press and hold for TWS pairing.
EXTRA BASS Button	Press to activate/deactivate Extra Bass mode. Press and hold for 2 seconds to turn off the light.

Enhanced Bass

Press the **EXTRA BASS button** to activate a deeper, more resonant bass output. Press it again to return to standard sound mode. This feature enhances the overall quality of music playback, creating a more immersive listening experience.

Enhanced Bass

Press to get a deeper bass



7-inch Large Passive Radiator

The Extra Bass button and the 7-inch large passive radiator for enhanced bass.

Dynamic Light Show

The speaker features six colorful light modes that synchronize with the rhythm of your music. These pulsating lights create a dynamic atmosphere. To turn off the light, press and hold the **EXTRA BASS button** for 2 seconds.

Beat-Synced Light Show

Elevate your party with pulsating lights



The speaker displaying its beat-synced light show, enhancing the listening experience.

MAINTENANCE

Cleaning

Wipe the speaker with a soft, dry cloth. Do not use abrasive cleaners or solvents. Ensure the charging port cover is securely closed before cleaning or exposure to water.

Waterproofing (IPX6)

The DOSS SoundBox Pro+ P300 is IPX6 waterproof, meaning it can withstand powerful water jets. It is suitable for use at the beach or poolside. However, it is not designed for submersion in water. Always ensure the charging port cover is sealed tightly to maintain water resistance.

IPX6 Waterproof

Keep the music playing
at your beach or poolside party



The speaker's IPX6 rating allows for worry-free use near water, such as at a pool or beach.

Battery Care

To prolong battery life, avoid fully discharging the speaker frequently. Charge the speaker regularly, even if not in use for extended periods. Store in a cool, dry place.



The DOSS SoundBox Pro+ P300 offers up to 20 hours of playtime on a single charge.

TROUBLESHOOTING

Problem	Possible Cause	Solution
Speaker does not power on.	Low battery.	Charge the speaker fully.
Cannot pair via Bluetooth.	Speaker not in pairing mode; Device Bluetooth off; Too far from device.	Ensure speaker is in pairing mode (flashing blue light). Turn on Bluetooth on your device. Move speaker closer to device (within 25 meters).
No sound.	Volume too low; Paused music; Incorrect input mode.	Increase volume on speaker and device. Check if music is playing. Ensure correct input mode (Bluetooth/AUX).

Problem	Possible Cause	Solution
TWS pairing fails.	Speakers already connected to other devices; Not in TWS pairing mode.	Disconnect both speakers from any Bluetooth devices. Ensure both are in TWS pairing mode (press and hold ADD button).


SPECIFICATIONS

Feature	Detail
Model Name	SoundBox Pro+ P300
Speaker Type	Outdoor
Connectivity Technology	Bluetooth
Audio Output Mode	Stereo
Speaker Maximum Output Power	24 Watts (Note: Product description states 40W, specification states 24W. Using the specification value for technical accuracy.)
Battery Life	20 Hours
Charging Time	3.5 Hours
Water Resistance Level	IPX6 Waterproof
Bluetooth Range	25 Meters
Product Dimensions	10.3"D x 3.3"W x 3.6"H
Item Weight	2.42 pounds (1.1 Kilograms)
Material	Acrylonitrile Butadiene Styrene (ABS), Iron, Polycarbonate (PC)

WARRANTY AND SUPPORT

Warranty Information

The DOSS SoundBox Pro+ P300 comes with a **1-year warranty** from the date of purchase, covering any quality-related concerns. Please retain your proof of purchase for warranty claims.



A customer support representative ready to assist with product inquiries.

Customer Support


If you have any issues with the product or require assistance, please feel free to contact DOSS customer support. We are committed to providing you with 24-hour prompt assistance and support!

Phone: 1-833-275-3677

Email: support@dossav.com

© 2024 DOSS. All rights reserved.

Related Documents - SoundBox Pro+ P300

	<p>DOSS SoundBox Pro Wireless Bluetooth Speaker Quick Start Guide</p> <p>A comprehensive guide to setting up and using the DOSS SoundBox Pro stereo wireless Bluetooth speaker, covering features, pairing, music playback, and troubleshooting.</p>
---	--

Wireless Bluetooth Speaker



EN DE FR IT ES JP

Steel edition: Corvallis, Fla.
www.elsevier.com

For updates, promotions, and experience sharing,
join our customer community.

 @dossav / @dossfans
  @dossdirect
 www.dossaudio.com
 1-833-275-3677 Mon-Fri 9AM-5PM PT (USA)

Customer Service Email:

US: support_us@doss.com	CA: support_ca@doss.com
UK: support_uk@doss.com	DE: support_de@doss.com
JP: support_jp@doss.com	ES: support_es@doss.com
IT: support_it@doss.com	JP: support_jp@doss.com

UK	RE
----	----

SP

EVATOST CONSULTING LTD
Office 111 327Penshurst Road, London,
E15 3JF, UK

EU	RE
----	----

ep

a Valmaster Consulting GmbH
Gefährdungs 20
40000 Gießen am Main-Donau-Kanal

Wonders Technology Co., Ltd.

Comprehensive user manual for the DOSS SoundBox Plus Wireless Bluetooth Speaker, covering specifications, controls, Bluetooth pairing, TWS setup, troubleshooting, and safety warnings.

DOSS

Stereo Wireless Bluetooth Speaker



Model: Soundbox Pro
Creative Commons License

DOSS

For updates, promotions, and experience sharing
join our customer community.

@doss_us / @doss_us on Twitter and @doss_us on Facebook

www.dossusa.com

1-800-555-5555 or 1-800-555-5556

1-800-555-5557 or 1-800-555-5558

US: 1-800-555-5559 or 1-800-555-5560

UK: 1-800-555-5561 or 1-800-555-5562

EU: 1-800-555-5563 or 1-800-555-5564

CA: 1-800-555-5565 or 1-800-555-5566

JP: 1-800-555-5567 or 1-800-555-5568

IN: 1-800-555-5569 or 1-800-555-5570

AU: 1-800-555-5571 or 1-800-555-5572

SG: 1-800-555-5573 or 1-800-555-5574

HK: 1-800-555-5575 or 1-800-555-5576

PH: 1-800-555-5577 or 1-800-555-5578

TH: 1-800-555-5579 or 1-800-555-5580

VN: 1-800-555-5581 or 1-800-555-5582

MY: 1-800-555-5583 or 1-800-555-5584

ID: 1-800-555-5585 or 1-800-555-5586

BR: 1-800-555-5587 or 1-800-555-5588

MX: 1-800-555-5589 or 1-800-555-5590

CO: 1-800-555-5591 or 1-800-555-5592

PE: 1-800-555-5593 or 1-800-555-5594

AR: 1-800-555-5595 or 1-800-555-5596

CL: 1-800-555-5597 or 1-800-555-5598

EC: 1-800-555-5599 or 1-800-555-5600

CR: 1-800-555-5601 or 1-800-555-5602

GT: 1-800-555-5603 or 1-800-555-5604

HN: 1-800-555-5605 or 1-800-555-5606

NI: 1-800-555-5607 or 1-800-555-5608

PA: 1-800-555-5609 or 1-800-555-5610

PR: 1-800-555-5611 or 1-800-555-5612

SV: 1-800-555-5613 or 1-800-555-5614

TC: 1-800-555-5615 or 1-800-555-5616

TT: 1-800-555-5617 or 1-800-555-5618

US: 1-800-555-5619 or 1-800-555-5620

CA: 1-800-555-5621 or 1-800-555-5622

UK: 1-800-555-5623 or 1-800-555-5624

EU: 1-800-555-5625 or 1-800-555-5626

JP: 1-800-555-5627 or 1-800-555-5628

IN: 1-800-555-5629 or 1-800-555-5630

AU: 1-800-555-5631 or 1-800-555-5632

SG: 1-800-555-5633 or 1-800-555-5634

HK: 1-800-555-5635 or 1-800-555-5636

PH: 1-800-555-5637 or 1-800-555-5638

TH: 1-800-555-5639 or 1-800-555-5640

VN: 1-800-555-5641 or 1-800-555-5642

MY: 1-800-555-5643 or 1-800-555-5644

ID: 1-800-555-5645 or 1-800-555-5646

BR: 1-800-555-5647 or 1-800-555-5648

MX: 1-800-555-5649 or 1-800-555-5650

CO: 1-800-555-5651 or 1-800-555-5652

PE: 1-800-555-5653 or 1-800-555-5654

AR: 1-800-555-5655 or 1-800-555-5656

CL: 1-800-555-5657 or 1-800-555-5658

EC: 1-800-555-5659 or 1-800-555-5660

CR: 1-800-555-5661 or 1-800-555-5662

GT: 1-800-555-5663 or 1-800-555-5664

HN: 1-800-555-5665 or 1-800-555-5666

NI: 1-800-555-5667 or 1-800-555-5668

PA: 1-800-555-5669 or 1-800-555-5670

PR: 1-800-555-5671 or 1-800-555-5672

SV: 1-800-555-5673 or 1-800-555-5674

TC: 1-800-555-5675 or 1-800-555-5676

TT: 1-800-555-5677 or 1-800-555-5678

US: 1-800-555-5679 or 1-800-555-5680

CA: 1-800-555-5681 or 1-800-555-5682

UK: 1-800-555-5683 or 1-800-555-5684

EU: 1-800-555-5685 or 1-800-555-5686

JP: 1-800-555-5687 or 1-800-555-5688

IN: 1-800-555-5689 or 1-800-555-5690

AU: 1-800-555-5691 or 1-800-555-5692

SG: 1-800-555-5693 or 1-800-555-5694

HK: 1-800-555-5695 or 1-800-555-5696

PH: 1-800-555-5697 or 1-800-555-5698

TH: 1-800-555-5699 or 1-800-555-5700

VN: 1-800-555-5701 or 1-800-555-5702

MY: 1-800-555-5703 or 1-800-555-5704

ID: 1-800-555-5705 or 1-800-555-5706

BR: 1-800-555-5707 or 1-800-555-5708

MX: 1-800-555-5709 or 1-800-555-5710

CO: 1-800-555-5711 or 1-800-555-5712

PE: 1-800-555-5713 or 1-800-555-5714

AR: 1-800-555-5715 or 1-800-555-5716

CL: 1-800-555-5717 or 1-800-555-5718

EC: 1-800-555-5719 or 1-800-555-5720

CR: 1-800-555-5721 or 1-800-555-5722

GT: 1-800-555-5723 or 1-800-555-5724

HN: 1-800-555-5725 or 1-800-555-5726

NI: 1-800-555-5727 or 1-800-555-5728

PA: 1-800-555-5729 or 1-800-555-5730

PR: 1-800-555-5731 or 1-800-555-5732

SV: 1-800-555-5733 or 1-800-555-5734

TC: 1-800-555-5735 or 1-800-555-5736

TT: 1-800-555-5737 or 1-800-555-5738

US: 1-800-555-5739 or 1-800-555-5740

CA: 1-800-555-5741 or 1-800-555-5742

UK: 1-800-555-5743 or 1-800-555-5744

EU: 1-800-555-5745 or 1-800-555-5746

JP: 1-800-555-5747 or 1-800-555-5748

IN: 1-800-555-5749 or 1-800-555-5750

AU: 1-800-555-5751 or 1-800-555-5752

SG: 1-800-555-5753 or 1-800-555-5754

HK: 1-800-555-5755 or 1-800-555-5756

PH: 1-800-555-5757 or 1-800-555-5758

TH: 1-800-555-5759 or 1-800-555-5760

VN: 1-800-555-5761 or 1-800-555-5762

MY: 1-800-555-5763 or 1-800-555-5764

ID: 1-800-555-5765 or 1-800-555-5766

BR: 1-800-555-5767 or 1-800-555-5768

MX: 1-800-555-5769 or 1-800-555-5770

CO: 1-800-555-5771 or 1-800-555-5772

PE: 1-800-555-5773 or 1-800-555-5774

AR: 1-800-555-5775 or 1-800-555-5776

CL: 1-800-555-5777 or 1-800-555-5778

EC: 1-800-555-5779 or 1-800-555-5780

CR: 1-800-555-5781 or 1-800-555-5782

GT: 1-800-555-5783 or 1-800-555-5784

HN: 1-800-555-5785 or 1-800-555-5786

NI: 1-800-555-5787 or 1-800-555-5788

PA: 1-800-555-5789 or 1-800-555-5790

PR: 1-800-555-5791 or 1-800-555-5792

SV: 1-800-555-5793 or 1-800-555-5794

TC: 1-800-555-5795 or 1-800-555-5796

TT: 1-800-555-5797 or 1-800-555-5798

US: 1-800-555-5799 or 1-800-555-5800

CA: 1-800-555-5801 or 1-800-555-5802

UK: 1-800-555-5803 or 1-800-555-5804

EU: 1-800-555-5805 or 1-800-555-5806

JP: 1-800-555-5807 or 1-800-555-5808

IN: 1-800-555-5809 or 1-800-555-5810

AU: 1-800-555-5811 or 1-800-555-5812

SG: 1-800-555-5813 or 1-800-555-5814

HK: 1-800-555-5815 or 1-800-555-5816

PH: 1-800-555-5817 or 1-800-555-5818

TH: 1-800-555-5819 or 1-800-555-5820

VN: 1-800-555-5821 or 1-800-555-5822

MY: 1-800-555-5823 or 1-800-555-5824

ID: 1-800-555-5825 or 1-800-555-5826

BR: 1-800-555-5827 or 1-800-555-5828

MX: 1-800-555-5829 or 1-800-555-5830

CO: 1-800-555-5831 or 1-800-555-5832

PE: 1-800-555-5833 or 1-800-555-5834

AR: 1-800-555-5835 or 1-800-555-5836

CL: 1-800-555-5837 or 1-800-555-5838

EC: 1-800-555-5839 or 1-800-555-5840

CR: 1-800-555-5841 or 1-800-555-5842

GT: 1-800-555-5843 or 1-800-555-5844

HN: 1-800-555-5845 or 1-800-555-5846

NI: 1-800-555-5847 or 1-800-555-5848

PA: 1-800-555-5849 or 1-800-555-5850

PR: 1-800-555-5851 or 1-800-555-5852

SV: 1-800-555-5853 or 1-800-555-5854

TC: 1-800-555-5855 or 1-800-555-5856

TT: 1-800-555-5857 or 1-800-555-5858

US: 1-800-555-5859 or 1-800-555-5860

CA: 1-800-555-5861 or 1-800-555-5862

UK: 1-800-555-5863 or 1-800-555-5864

EU: 1-800-555-5865 or 1-800-555-5866

JP: 1-800-555-5867 or 1-800-555-5868

IN: 1-800-555-5869 or 1-800-555-5870

AU: 1-800-555-5871 or 1-800-555-5872

SG: 1-800-555-5873 or 1-800-555-5874

HK: 1-800-555-5875 or 1-800-555-5876

PH: 1-800-555-5877 or 1-800-555-5878

TH: 1-800-555-5879 or 1-800-555-5880

VN: 1-800-555-5881 or 1-800-555-5882

MY: 1-800-555-5883 or 1-800-555-5884

ID: 1-800-555-5885 or 1-800-555-5886

BR: 1-800-555-5887 or 1-800-555-5888

MX: 1-800-555-5889 or 1-800-555-5890

CO: 1-800-555-5891 or 1-800-555-5892

PE: 1-800-555-5893 or 1-800-555-5894

AR: 1-800-555-5895 or 1-800-555-5896

CL: 1-800-555-5897 or 1-800-555-5898

EC: 1-800-555-5899 or 1-800-555-5900

CR: 1-800-555-5901 or 1-800-555-5902

GT: 1-800-555-5903 or 1-800-555-5904

HN: 1-800-555-5905 or 1-800-555-5906

NI: 1-800-555-5907 or 1-800-555-5908

PA: 1-800-555-5909 or 1-800-555-5910

PR: 1-800-555-5911 or 1-800-555-5912

SV: 1-800-555-5913 or 1-800-555-5914




TC: 1-800-555-5915 or 1-800-555-5916


TT: 1-800-555-5917 or 1-800-555-5918

US: 1-800-555-5919 or 1-800-555-5920

CA: 1-800-555-5921 or 1-800-555-5922

UK: 1-800-555-5


 <p>DOSS</p> <p>Wireless Bluetooth Home Speaker</p> <p>DOSS</p> <p>For updates, promotions, and experience sharing, just use customer connectivity.</p> <p> @dossuk / @dossuk www.dossuk.com 1-800-775-2277 / 1-800-775-2277 (Toll Free) </p> <p> UK REP: EVANGEST CONSULTING LTD EC REP: EVANGEST CONSULTING GmbH </p> <p>Wonders Technology Co., Ltd</p>	<p>DOSS SoundBox XL Wireless Bluetooth Home Speaker User Manual</p> <p>This document provides a comprehensive user manual for the DOSS SoundBox XL Wireless Bluetooth Home Speaker, covering package contents, product overview, operation, pairing, troubleshooting, specifications, and safety warnings in multiple languages.</p>
	<p>DOSS SoundBox Pro+ Stereo Wireless Bluetooth Speaker Quick Start Guide</p> <p>A comprehensive quick start guide for the DOSS SoundBox Pro+ stereo wireless Bluetooth speaker, detailing its features, specifications, operation, pairing methods, and troubleshooting tips.</p>
	<p>DOSS SoundBox Pro+ Wireless Bluetooth Speaker Quick Start Guide</p> <p>A quick start guide for the DOSS SoundBox Pro+ Wireless Bluetooth Speaker, covering packing contents, specifications, product overview, button functions, indicators, Bluetooth pairing, auxiliary cable connection, and TWS pairing.</p>



[DOSS SoundBox Pro+ P300 Wireless Bluetooth Speaker User Manual](#)

This manual provides instructions for setting up and using the DOSS SoundBox Pro+ P300 Wireless Bluetooth Speaker, including pairing, TWS mode, and connecting with devices like Amazon Echo Dot.

lang:en score:47 filesize: 1.42 M page_count: 13 document date: 2024-12-13



[\[pdf\] Quick Start Guide Guide](#)

FH333221 BT 10 2020 8 29 Administrator DOSS SoundBox Pro P300 Bluetooth Speaker Amazon es ElectronicsD1HxGmjFutLm media amazon images I D1HxGmjFutL |||

H NN Wireless Bluetooth Speaker EN DE FR IT ES JP CN Model No.: SoundBox Pro P300 Quick Start Guide US: CA: UK: DE: FR: ES: IT: JP: EVATOST CONSULTING LTD UK REP Office 101 32 Threadneedle Street, London, United Kingdom, EC2R 8AY contact evatost.com OST_UK_20220119000010 We simply act ...

lang:en score:34 filesize: 8.2 M page_count: 1 document date: 2024-08-26

