

MECOOL KM2 Plus Deluxe

MECOOL KM2 Plus Deluxe Smart TV Box User Manual

Model: KM2 Plus Deluxe

Brand: MECOOL

INTRODUCTION

This user manual provides comprehensive instructions for setting up, operating, and maintaining your MECOOL KM2 Plus Deluxe Smart TV Box. This device is designed to transform your television into a smart entertainment hub, offering access to a vast array of streaming content, applications, and smart home integrations.

The KM2 Plus Deluxe features Android TV 11.0, a powerful Amlogic S905X4 quad-core processor, 4GB RAM, and 32GB ROM, ensuring smooth performance. It supports advanced audio and visual technologies like Dolby Vision, Dolby Atmos, AV1 HDR, and 4K resolution at 60 frames per second. With built-in Google Assistant, Chromecast, WiFi6, and BT5.0, it delivers a premium and connected viewing experience.

WHAT'S IN THE BOX

Upon unboxing your MECOOL KM2 Plus Deluxe Smart TV Box, please verify that all the following components are included:

- MECOOL KM2 Plus Deluxe Smart TV Box
- Remote Control
- Power Adapter
- HDMI Cable
- User Manual



True-to-life 4K Ultra HD and Dolby Vision

With Dolby Vision and HDR10+, images now feature a higher dynamic range and have more amazing brightness, contrast and color. HDR images have more detailed shadows and highlights.

Image: All components included in the MECOOL KM2 Plus Deluxe package.

SETUP GUIDE

Setting up your MECOOL KM2 Plus Deluxe is a straightforward process. Follow these three simple steps to get started:

1. **Connect TV Box to TV:** Use the provided HDMI cable to connect the HDMI port on the MECOOL KM2 Plus Deluxe to an available HDMI input on your television. Ensure the power adapter is connected to the TV box and a power outlet.
2. **Connect to the Internet:** Once powered on, navigate through the on-screen setup prompts. You will be guided to connect to your home network via Wi-Fi (supporting WiFi6 for faster speeds) or an Ethernet cable.
3. **Start Streaming:** After successful internet connection, sign in with your Google account to access the Google Play Store and begin downloading your favorite streaming applications like Netflix, Prime Video, Disney+, and YouTube.

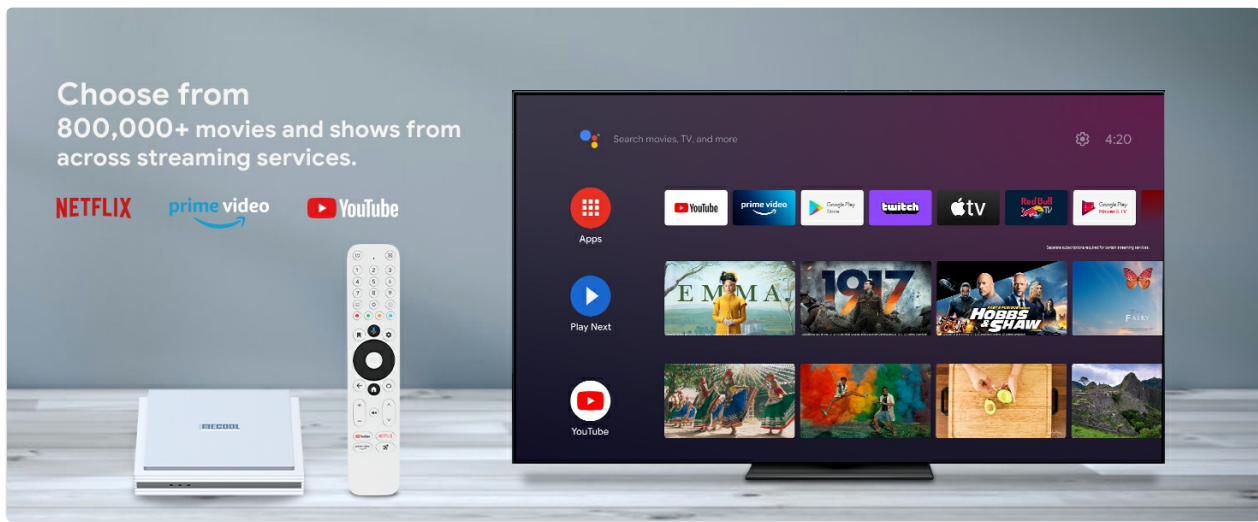


Image: Visual guide for the three-step setup process.

OPERATING INSTRUCTIONS

Powerful Performance

The KM2 Plus Deluxe is equipped with an Amlogic S905X4 quad-core ARM Cortex-A55 processor, ensuring efficient and responsive performance. The combination of 4GB RAM and 32GB ROM provides ample space for applications and a smooth viewing experience, even with demanding tasks.

Google Assistant Integration

Utilize the built-in Google Assistant for hands-free control and quick access to content. Simply press the Google Assistant button on your remote or say "OK Google" to search for movies, get recommendations, ask questions, and control compatible smart home devices.

Extraordinary Audio Experience

As revolutionary spatial audio technology, Dolby Atmos brings the ultimate cinema experience into your living room by surrounding you with powerful sound effects.



Image: Demonstrates using the Google Assistant for voice commands.

Immersive Audio and Visuals with Dolby

Experience stunning clarity and vivid colors with Dolby Vision and HDR10+, which provide a higher dynamic range for images. Dolby Atmos delivers a full range of spatial audio, immersing you in sound and bringing a cinematic experience directly to your living room.



WiFi 6[®]

WiFi 6 is to be better, faster Internet for your smart home with 1000M-LAN
to feel smooth entertainment.

Image: Illustrates the visual enhancement provided by Dolby Vision and HDR10+.



Do more on your TV with your voice, press the Google Assistant button on your remote to quickly search movies, get recommendations, and get answers to your questions, control smart home devices and more.



Image: Highlights the spatial audio capabilities of Dolby Atmos.

4K Cinematic Streaming

The TV Box supports high-speed 4K processing and playback at up to 60 frames per second, allowing you to stream over 800,000+ movies and TV episodes from popular services like Netflix, Prime Video, Disney+, and YouTube in stunning 4K HDR quality.



Playing Games on TV Box

High configuration brings you a smooth gaming experience. You can download lots of games from the Google Play Store, which you can play directly on your TV via MECOOL devices. For comfortable playing, you can connect the wireless gamepad via Bluetooth.

Image: Comparison of picture quality with and without 4K HDR.

Customizable App Access

The smart TV box allows you to customize your favorite applications, enabling direct one-click access after successful definition. This feature streamlines your user experience by placing your most used apps at your fingertips.

Chromecast Built-in

With Chromecast built-in, you can easily stream your favorite entertainment and applications from your phone, tablet, or laptop directly to the big screen. This provides seamless content sharing and expands your viewing options.

Chromecast built-in

Stream your favorite entertainment and apps from your phone, tablet, or laptop to the big screen.



Image: Illustrates the Chromecast built-in feature for screen mirroring.

Gaming on Your TV

The high configuration of the MECOOL KM2 Plus Deluxe supports a smooth gaming experience. You can download a variety of games from the Google Play Store and play them directly on your TV, or connect a wireless gamepad via Bluetooth for enhanced control.



Image: Shows the TV box being used for gaming.

WiFi6 Connectivity

Benefit from faster and more reliable internet connectivity with WiFi6 support. This advanced wireless technology ensures smooth streaming and quick downloads, enhancing your overall entertainment experience.



Image: Highlights the WiFi6 connectivity feature.

Product Overview Video

Video: An official product video from Mecool Direct Store - US, showcasing the MECOOL KM2 Plus Deluxe Smart TV Box's features, including its design, Android TV interface, Google Play app compatibility, Netflix streaming, voice search capabilities, and 4K visual quality. Duration: 0:45.

Specifications

Detailed technical specifications for the MECOOL KM2 Plus Deluxe Smart TV Box:

Feature	Detail
Brand Name	MECOOL
Item Weight	1.35 pounds
Product Dimensions	3.85 x 3.85 x 0.78 inches
Color Name	White
Special Features	Chromecast
Date First Available	August 1, 2024

Maintenance

To ensure the longevity and optimal performance of your MECOOL KM2 Plus Deluxe Smart TV Box, please follow these maintenance guidelines:

- **Cleaning:** Use a soft, dry cloth to clean the exterior of the device. Avoid using liquid cleaners or abrasive materials, as they may damage the finish.
- **Ventilation:** Ensure the TV box is placed in a well-ventilated area. Do not cover ventilation openings or place the device in an enclosed space, as this can lead to overheating.
- **Temperature:** Operate the device within a moderate temperature range. Avoid exposing it to extreme heat or cold.
- **Power Cycle:** If you experience minor issues, try unplugging the power adapter from the wall outlet for a few seconds and then plugging it back in. This can often resolve temporary glitches.

Troubleshooting

If you encounter any issues with your MECOOL KM2 Plus Deluxe Smart TV Box, refer to the following common troubleshooting steps:

- **No Power:** Ensure the power adapter is securely connected to both the TV box and a working power outlet. Try a different outlet if necessary.
- **No Picture/Signal:** Verify that the HDMI cable is correctly connected to both the TV box and your television. Ensure your TV input is set to the correct HDMI port. Try a different HDMI cable or port.
- **No Internet Connection:** Check your Wi-Fi router and ensure it is working correctly. Reconnect to your Wi-Fi network through the device settings. If using an Ethernet cable, ensure it is securely plugged in.
- **Remote Not Responding:** Check the batteries in the remote control and replace them if needed. Ensure there are no obstructions between the remote and the TV box.

- **App Freezing/Crashing:** Try closing and reopening the application. If the issue persists, clear the app's cache or data through the device settings, or uninstall and reinstall the app.
- **Slow Performance:** Close unused applications running in the background. Ensure you have sufficient storage space. A factory reset (found in system settings) can resolve persistent performance issues, but will erase all data and settings.

WARRANTY AND SUPPORT




Your MECOOL KM2 Plus Deluxe Smart TV Box is sold by **Mecool Direct Store - US**. For product support, please contact the seller directly through the platform where you made your purchase.




Optional protection plans are available for extended coverage:

- **2-Year Protection Plan:** Available for one-time purchase.
- **3-Year Protection Plan:** Available for one-time purchase.
- **Complete Protect:** A monthly billing plan covering eligible past and future purchases.

For details on these protection plans, please refer to the product listing or your purchase documentation.

Related Documents - KM2 Plus Deluxe

	<p>MECOOL KM2 PLUS DELUXE 4K Android TV Box User Manual and Setup Guide</p> <p>Comprehensive user manual for the MECOOL KM2 PLUS DELUXE 4K Android TV Box, detailing setup, remote control functions, connections, app downloads, and important legal information.</p>
	<p>MECOOL KM2 PLUS User Manual and Setup Guide</p> <p>Comprehensive guide for setting up and using the MECOOL KM2 PLUS Android TV box, including connectivity, Google Assistant, app downloads, and regulatory information.</p>
	<p>MECOOL KM7 PLUS Streaming Box User Guide 4K HDR</p> <p>Comprehensive user guide for the MECOOL KM7 PLUS Streaming Box, featuring 4K HDR capabilities. This guide covers setup, remote pairing, language selection, app installation, and important safety and compliance information.</p>

	<p>MECOOL AX KM9PRO DELUXE User Manual - Android TV Box Setup and Operation</p> <p>Comprehensive user manual for the MECOOL AX KM9PRO DELUXE Android TV box. Covers initial setup, remote control pairing, network configuration, Google account login, settings, voice commands, firmware updates, and troubleshooting.</p>
	<p>MECOOL NOW User Manual - Setup and Operation Guide</p> <p>Comprehensive user manual for the MECOOL NOW device, covering setup, product overview, remote control guide, network connection, Google account integration, Google Duo usage, troubleshooting, and FCC compliance information.</p>
	<p>MECOOL TV Stick User Manual and Setup Guide</p> <p>Comprehensive guide to setting up and using the MECOOL TV Stick, including package contents, remote control pairing, network connection, system settings, firmware updates, troubleshooting, and FCC compliance.</p>