

## Manuals+

[Q & A](#) | [Deep Search](#) | [Upload](#)

[manuals.plus](#) /

› [DOSS](#) /

› [DOSS SoundBox XL Pro Bluetooth Speaker User Manual](#)

## DOSS SoundBox XL Pro

# DOSS SoundBox XL Pro Bluetooth Speaker User Manual

## INTRODUCTION

Thank you for choosing the DOSS SoundBox XL Pro Bluetooth Speaker. This manual provides detailed instructions to help you set up, operate, and maintain your speaker, ensuring optimal performance and longevity. The SoundBox XL Pro delivers 50W of powerful stereo sound with enhanced bass, features a durable metal body, and offers up to 16 hours of playtime, making it ideal for various indoor and outdoor settings.



The DOSS SoundBox XL Pro Bluetooth Speaker, showcasing its sleek design and integrated handle.

## WHAT'S IN THE BOX

- 1 x DOSS SoundBox XL Pro Bluetooth Speaker

- 1 x Power Cable (Wall charger not included)
- 1 x User Manual

## PRODUCT OVERVIEW

---

### Audio Components

The SoundBox XL Pro is engineered for superior sound quality, featuring a combination of drivers and a passive radiator to deliver rich, clear audio.



Internal components of the SoundBox XL Pro, including dual 15W full-range drivers, dual 10W tweeters, and a passive radiator for 50W powerful sound.

### Controls and Ports

The speaker features intuitive controls on the top panel and versatile connectivity ports on the rear.



Top control panel with buttons for power, mode selection, volume adjustment, playback control, TWS pairing, and Extra Bass activation.



Rear connectivity ports for Type-C charging, TF card, USB, and AUX-in, offering versatile playback options.


## SETUP

---

### Initial Charging

Before first use, fully charge the speaker. Connect the provided power cable to the Type-C charging port on the rear of the speaker and a suitable USB power adapter (not included). The charging indicator light will show charging status and turn off when fully charged. A full charge takes approximately 6 hours.

## Powering On/Off

Press and hold the **Power button** (  ) on the top panel for 2-3 seconds to power the speaker on or off. A sound prompt will indicate the power status.

## OPERATING INSTRUCTIONS

---

### Bluetooth Pairing

1. Ensure the speaker is powered on and in Bluetooth mode. The Bluetooth indicator light will blink, indicating it's ready for pairing.
2. On your device (smartphone, tablet, etc.), enable Bluetooth and search for available devices.
3. Select "DOSS SoundBox XL Pro" from the list.
4. Once paired, the Bluetooth indicator light will turn solid blue, and you will hear a confirmation sound.



The DOSS SoundBox XL Pro utilizes Bluetooth 5.3 for fast and stable connections with your devices.

### True Wireless Stereo (TWS) Pairing

You can pair two DOSS SoundBox XL Pro speakers together for an enhanced stereo sound experience.

1. Ensure both speakers are powered on and not connected to any Bluetooth device.
2. On one speaker, press the **TWS button**. The TWS indicator light will blink.
3. On the second speaker, press the **TWS button**. Both speakers will attempt to connect to each other.
4. Once successfully paired, both TWS indicator lights will turn solid, and you will hear a confirmation sound. The speakers will now function as a stereo pair.
5. Connect your device to one of the paired speakers via Bluetooth as described above.



Diagram illustrating the TWS pairing process to create a wider stereo soundstage.


### Extra Bass Function

Press the **EXTRA BASS button** on the top panel to activate or deactivate the enhanced bass mode. This feature amplifies the low frequencies for a deeper, more resonant sound.



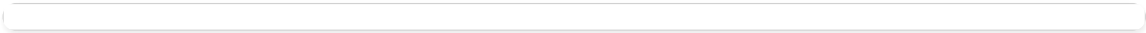
Activate the Extra Bass function for a deeper and more impactful audio experience.

Playback Controls

- **Play/Pause:** Press the **Play/Pause button**  to play or pause audio.
- **Volume Up/Down:** Press the **+** or **-** buttons to adjust the volume.
- **Next/Previous Track:** Long press the **+** button for the next track, and long press the **-** button for the previous track.
- **Mode Button:** Press the **M button** to switch between Bluetooth, AUX-in, TF Card, and USB playback modes.

Battery Life

The DOSS SoundBox XL Pro offers up to 16 hours of playtime at 50% volume, ensuring extended listening enjoyment.



Enjoy your favorite music for extended periods with the speaker's long-lasting battery.

MAINTENANCE

- **Cleaning:** Use a soft, dry cloth to clean the speaker. Do not use harsh chemicals or abrasive materials.
- **Storage:** Store the speaker in a cool, dry place away from direct sunlight and extreme temperatures.
- **Battery Care:** To preserve battery life, fully charge the speaker at least once every three months if not in regular use. Avoid fully discharging the battery frequently.
- **Water Resistance:** The speaker is IPX5 waterproof, meaning it can withstand splashes and light rain. Do not submerge the speaker in water. Ensure the charging port cover is securely closed when exposed to water.

TROUBLESHOOTING

Problem	Possible Cause	Solution
Speaker does not power on.	Low battery; Power button not pressed correctly.	Charge the speaker fully. Press and hold the Power button for 2-3 seconds.
Cannot pair via Bluetooth.	Speaker not in pairing mode; Device Bluetooth off; Speaker already connected to another device.	Ensure speaker is in Bluetooth pairing mode (blinking light). Turn Bluetooth off/on on your device. Disconnect from other devices.
Poor sound quality / Distortion.	Volume too high; Audio source quality; Speaker too far from device; Obstructions.	Reduce volume. Try a different audio source. Move speaker closer to device. Remove obstructions.

Problem	Possible Cause	Solution
TWS pairing fails.	Speakers already connected to a device; Incorrect pairing steps.	Ensure both speakers are disconnected from any Bluetooth devices before TWS pairing. Follow TWS pairing steps precisely.

## SPECIFICATIONS

Feature	Detail
Model Name	SoundBox XL Pro
Speaker Maximum Output Power	50 Watts
Battery Life	16 Hours (at 50% volume)
Charging Time	6 Hours
Water Resistance Level	IPX5 (Water Resistant)
Connectivity Technology	Bluetooth 5.3
Bluetooth Range	99 Feet
Product Dimensions (L x W x H)	11.8"D x 3.2"W x 4.9"H
Item Weight	5.5 pounds (2.5 Kilograms)
Material	Aluminum, Metal, Plastic

## WARRANTY & SUPPORT

DOSS products are backed by a 12-month warranty, starting from the date of purchase, covering any quality-related concerns.

If you have any issues with the product, please feel free to contact us. We are committed to providing you with 24-hour prompt assistance and support!








For support, contact DOSS via phone or email.

**Phone:** 1-833-275-3677

**Email:** [support@dossav.com](mailto:support@dossav.com)

Related Documents - SoundBox XL Pro

	<p><a href="#">DOSS SoundBox Pro Wireless Bluetooth Speaker Quick Start Guide</a></p> <p>A comprehensive guide to setting up and using the DOSS SoundBox Pro stereo wireless Bluetooth speaker, covering features, pairing, music playback, and troubleshooting.</p>
	<p><a href="#">DOSS SoundBox XL Wireless Bluetooth Home Speaker User Manual</a></p> <p>This document provides a comprehensive user manual for the DOSS SoundBox XL Wireless Bluetooth Home Speaker, covering package contents, product overview, operation, pairing, troubleshooting, specifications, and safety warnings in multiple languages.</p>
	<p><a href="#">DOSS SoundBox Pro+ Stereo Wireless Bluetooth Speaker User Guide</a></p> <p>User guide for the DOSS SoundBox Pro+ Stereo Wireless Bluetooth Speaker, detailing specifications, controls, pairing instructions, indicators, warnings, FCC compliance, and customer support information.</p>

 The image shows the front cover of the DOSS SoundBox Portable Bluetooth Speaker User Manual. At the top, the DOSS logo is displayed above the product name 'Wireless Portable Bluetooth Speaker'. Below this is a photograph of the black, rectangular speaker. Further down, there are icons for various features and a small text block that reads 'Read other DOSS SoundBox User Manual'. At the bottom, there is a list of customer service email addresses for different regions: US, UK, EU, and AU, along with their respective phone numbers and website information.	<p><a href="#">DOSS SoundBox Portable Bluetooth Speaker User Manual</a></p> <p>Comprehensive user manual for the DOSS SoundBox portable Bluetooth speaker, covering setup, features, specifications, and troubleshooting. Learn how to pair, connect, and use your DOSS SoundBox.</p>
 The image shows the front cover of the DOSS SoundBox Wireless Portable Bluetooth Speaker User Manual. It features a grid of small, square images showing different views and details of the speaker, including its controls and packaging.	<p><a href="#">DOSS SoundBox Wireless Portable Bluetooth Speaker User Manual</a></p> <p>User manual for the DOSS SoundBox Wireless Portable Bluetooth Speaker, covering packing content, controls, specifications, pairing, connecting to Echo Dot, battery information, safety warnings, and FCC compliance.</p>
 The image shows the front cover of the DOSS SoundBox Wireless Portable Bluetooth Speaker User Manual. It features a photograph of the blue and black speaker. Below the image, there are icons for various features and a small text block that reads 'Model No: DOSS SoundBox User Manual'.	<p><a href="#">DOSS SoundBox Wireless Portable Bluetooth Speaker User Manual</a></p> <p>Comprehensive user manual for the DOSS SoundBox portable Bluetooth speaker, covering setup, features, pairing, troubleshooting, and specifications. Learn how to connect, use, and maintain your speaker.</p>

DOSS

Home Speaker



EN DE FR IT ES JP CN

Model No.: SoundBox XL Pro  
Quick Start Guide

DOSS

For updates, promotions, and experience sharing  
join our customer community.

Facebook @dossus / @dossdirect

Website: www.dossdirect.com

Phone: 1-811-375-3277 (Mon-Fri: 9AM-5PM PT) (USA)

Customer Service Email:

US: support\_us@dossdirect.com CA: support\_ca@dossdirect.com

UK: support\_uk@dossdirect.com DE: support\_de@dossdirect.com

FR: support\_fr@dossdirect.com ES: support\_es@dossdirect.com

IT: support\_it@dossdirect.com JP: support\_jp@dossdirect.com

**UK REP**  
EVATOST CONSULTING LTD  
Office 101 32 Threadneedle Street, London,  
United Kingdom, EC2R 8AY  
contact@evatost.com

Warranty and other documents are provided in the user manual. Please refer to the user manual for more information. The warranty is valid for the duration of the product. The warranty is not applicable for any other accessories added to the product. In case of any product quality or performance issue, the manufacturer will provide a replacement or repair service.

**EU REP**  
EVAHOST CONSULTING GmbH  
Hermannstr. 30  
10119 Berlin, Germany  
contact@evatost.com

Warranty and other documents are provided in the user manual. Please refer to the user manual for more information. The warranty is valid for the duration of the product. The warranty is not applicable for any other accessories added to the product. In case of any product quality or performance issue, the manufacturer will provide a replacement or repair service.

Wonders Technology Co., Ltd

[\[pdf\]](#) User Manual Quick Start Guide Guide

DOSS SoundBox XL Pro User Manual Administrator Download Now Doss Bluetooth Speaker v

1734072479 cdn shopify s files 1 0079 8117 0740 |||

Home Speaker EN DE FR IT ES JP CN Model No.: SoundBox XL Pro Quick Start

Guide US: CA: UK: DE: FR: ES: IT : JP: EVATOST CONSULTING LTD UK REP

Office 101 32 Threadneedle Street, London, United Kingdom, EC2R 8AY contact

evatost.com OST\_UK\_20220119000010 We simply act as UK representative f...

lang:en score:42 filesize: 1.32 M page\_count: 13 document date: 2024-12-13

DOSS

Home Speaker



EN DE FR IT ES JP CN

Model No.: SoundBox XL Pro  
Quick Start Guide

DOSS

For updates, promotions, and experience sharing,  
join our customer community.

@dossav / @dossfans @dossdirect

www.dossaudio.com

1-833-275-3677 Mon-Fri 9AM-5PM PT (USA)

Customer Service Email:

US: support\_us@dossav.com CA: support\_ca@dossav.com

UK: support\_uk@dossav.com DE: support\_de@dossav.com

FR: support\_fr@dossav.com ES: support\_es@dossav.com

IT: support\_it@dossav.com JP: support\_jp@dossav.com

UK REP  
EVATOST CONSULTING LTD  
88 Rue St-James Street, London,  
United Kingdom, EC2R 8AY  
contact@evatost.com

We warrant that the product is free from defects in materials and workmanship under normal use for the period of 12 months from the date of purchase. This warranty does not cover the product if it has been damaged by accident, misuse, or unauthorized repair. The warranty is void if the product is not used in accordance with the instructions. For more details, please refer to the warranty card.

EU REP  
a Valmaster Consulting GmbH  
Bismarckstr. 50  
80335 Frankfurt am Main, Germany  
contact@valmaster.com

We warrant that the product is free from defects in materials and workmanship under normal use for the period of 12 months from the date of purchase. This warranty does not cover the product if it has been damaged by accident, misuse, or unauthorized repair. The warranty is void if the product is not used in accordance with the instructions. For more details, please refer to the warranty card.

Wonders Technology Co., Ltd

### [pdf] Quick Start Guide

FH333221 BT 10 2020 8 29 Administrator Download Now Doss SoundBox XL Pro Bluetooth Speaker v 1730792191 cdn shopify s files 1 0079 8117 0740 |||

Home Speaker EN DE FR IT ES JP CN Model No.: SoundBox XL Pro Quick Start Guide US: CA: UK: DE: FR: ES: IT: JP: EVATOST CONSULTING LTD UK REP Office 101 32 Threadneedle Street, London, United Kingdom, EC2R 8AY contact evatost.com OST\_UK\_20220119000010 We simply act as UK representative fo... lang:en score:29 filesize: 481.55 K page\_count: 13 document date: 2024-11-05

