

Mibro XPAW019

# Mibro Lite 3 Pro Smartwatch User Manual

Model: XPAW019 | Brand: Mibro

## 1. INTRODUCTION

The Mibro Lite 3 Pro Smartwatch is a sophisticated wearable device designed to enhance your daily life with advanced health monitoring, extensive sports tracking, and seamless smart connectivity. Featuring a vibrant AMOLED display and robust build quality, it is engineered for both performance and style.

Key features include a 1.35-inch AMOLED display, a 10-axis motion sensor for precise tracking, Bluetooth calling capabilities, integrated GPS, over 150 sports modes, 5 ATM water resistance, and advanced heart rate monitoring. With a long-lasting battery, the Mibro Lite 3 Pro is your ideal companion for an active and connected lifestyle.



Figure 1: Mibro Lite 3 Pro Smartwatch with green strap.

## 2. WHAT'S IN THE BOX

Upon unboxing your Mibro Lite 3 Pro Smartwatch, please ensure all the following items are present:

- Mibro Lite 3 Pro Smartwatch (with pre-installed strap)
- Magnetic Charging Cable
- User Manual

## 3. SETUP

### 3.1 Charging the Device

Before first use, fully charge your Mibro Lite 3 Pro Smartwatch. Connect the magnetic charging cable to the charging contacts on the back of the watch and plug the USB end into a standard USB power adapter (5V/1A recommended).

- The watch display will show the charging progress.
- A full charge typically takes approximately 2 hours.
- The watch offers up to 15 days of battery life in daily mode and up to 50 days in basic mode.

### 3.2 Pairing with Your Smartphone

To unlock the full potential of your smartwatch, pair it with the Mibro Fit application on your smartphone.

1. Download the **Mibro Fit** app from your smartphone's app store (Google Play Store for Android, Apple App Store for iOS).
2. Open the Mibro Fit app and create an account or log in.
3. Ensure Bluetooth is enabled on your smartphone.
4. In the Mibro Fit app, navigate to 'Device' or 'Add Device' and select the Mibro Lite 3 Pro from the list of available devices.
5. Follow the on-screen prompts to complete the pairing process. A confirmation message will appear on both your watch and phone once successfully paired.

### 3.3 Initial Configuration

After pairing, the app will guide you through setting up personal information such as gender, age, height, and weight, which are crucial for accurate health and fitness tracking.

## 4. OPERATING THE SMARTWATCH

### 4.1 Navigation

The Mibro Lite 3 Pro features a responsive touchscreen and a physical button for intuitive navigation:

- **Swipe Up/Down:** Scroll through menus and notifications.
- **Swipe Left/Right:** Access quick functions or widgets (e.g., heart rate, weather, music control).
- **Tap:** Select an item or confirm an action.
- **Press Button:** Return to the home screen or wake the device.



Figure 2: Close-up view of the smartwatch display, showing date and activity indicators.



## 4.2 Basic Functions

- **Time Display:** The watch face shows the current time, date, and other selected information.
- **Notifications:** Receive call, message, and app notifications directly on your wrist.
- **Bluetooth Calls:** Make and receive calls directly from the watch when connected to your phone.

## 4.3 Sports Modes and GPS Tracking

The Mibro Lite 3 Pro supports over 150 sports modes, allowing you to accurately track various activities. Integrated GPS provides precise route mapping and distance tracking for outdoor exercises.



**Compatible con más de 150 modos de deporte y  
18 algoritmos de deportes profesionales**



**Correr en la pista**





Figure 3: Visualization of the Mibro Fit app showing trajectory and a wide range of sports modes.

## Medición del oxígeno en sangre

El reloj alerta en caso de bajo nivel de oxígeno en sangre y te mantiene sano.

- Period
- Estimated period
- Fertile


If the date is inconsistent, please

## Algoritmos de precisión para preocuparse más por las mujeres

El reloj registra el ciclo fisiológico de las usuarias y predice el próximo periodo menstrual y de ovulación, proporcionándoles a ellas y a sus familiares los cuidados más cálidos.

## Detección del estrés

Admite funciones de monitorización y recordatorio del estrés durante todo el día para ayudarle a adaptarse a un estado mejor.





## Entrenamiento respiratorio

Cuando hay demasiada presión, se puede utilizar el entrenamiento respiratorio para aliviar el estrés.

\*Los datos y resultados de la monitorización son sólo de referencia y no se utilizan como base para el diagnóstico o el tratamiento.

Figure 4: Detailed running metrics including cadence, stride length, exercise load, and effect.

## 4.4 Health Monitoring

Monitor your health with advanced sensors:

- **Heart Rate Monitoring:** Continuous and accurate heart rate tracking with the 4PD sensor.
- **Blood Oxygen Measurement:** Monitor your SpO2 levels.
- **Sleep Tracking:** Analyze your sleep patterns for better rest.
- **Stress Detection:** Track your stress levels throughout the day.
- **Respiratory Training:** Guided breathing exercises to help alleviate stress.
- **Women's Health:** Track menstrual cycles and ovulation.



## Sistema de detección biológica de matriz circular

El nuevo sistema de detección biológica de matriz circular, con una disposición multisensor y un diseño óptico con patrón de Fresnel, hace que la monitorización de la frecuencia cardíaca sea más eficaz y los datos más precisos.

La recogida de datos biológicos aumentó en **30%**

Mejora de la eficacia en la detección de la frecuencia cardíaca **10%**

La precisión de la piel oscura aumenta en **30%**

Medición de la frecuencia cardíaca Ahorro de energía **10%**



### Sueño científico

Apoyo a la monitorización de los movimientos oculares rápidos (MOR)

Apoyar las siestas esporádicas

Favorecer el sueño nocturno

Figure 5: Illustration of the biological detection system for heart rate and scientific sleep monitoring.



## Pantalla amoled de ultra alta definición

La pantalla de ultra alta definición amoled de 1,32 pulgadas muestra detalles más emocionantes.

**466x466**

Resolución

**353**

píxeles / pulgada

**16.77** millón

Rango de color



**1000** nit

Brillo pico

**60** fps

Tasa de actualización

ángulo  
de la gota **>115°**

Prevención de huellas dactilares



### AOD (siempre mostrado):

El estilo de la esfera AOD se cambia por la esfera predeterminada



### Luz ambiente:

Brillo de pantalla adaptativo de nivel 255

Figure 6: Overview of advanced health monitoring features such as blood oxygen, women's health, stress detection, and respiratory training.

## 4.5 Customization

Personalize your smartwatch experience:

- **Watch Faces:** Choose from a variety of pre-installed watch faces or download more via the Mibro Fit app.
- **Strap Replacement:** Easily switch between different straps to match your style.

## 5. FEATURES OVERVIEW

The Mibro Lite 3 Pro is packed with features designed for convenience and performance:

- **1.35" AMOLED Display:** High-definition display with 466x466 resolution, 1000 nit peak brightness, 60fps refresh rate, 16.77 million color range, and a 115-degree viewing angle.
- **10-Axis Motion Sensor:** For precise and detailed tracking of various movements and activities.
- **150+ Sports Modes:** Comprehensive tracking for a wide range of activities with integrated GPS.
- **4PD Heart Rate Sensor:** Continuous and accurate heart rate monitoring.
- **Up to 15 Days Battery Life:** Long-lasting 350mAh battery, reducing the need for frequent charging.
- **5 ATM Water Resistance:** Designed to withstand depths up to 50 meters, suitable for swimming and water activities.
- **Satellite Positioning:** Supports GPS, BeiDou, GLONASS, Galileo, and QZSS for enhanced positioning accuracy.
- **Exquisite Metal Body:** Manually polished for over 30 minutes, with a ceramic coating for durability and a premium feel.

## Exquisito fuselaje metálico

El fuselaje metálico ha sido pulido manualmente durante más de 30 minutos y utiliza un proceso de recubrimiento cerámico para hacer que el fuselaje brille y se sienta cálido.



AMOLED  
UHD Screen



Exquisite Metal Body



Professional  
Sports Companion



Wrist BT Calling



Trendy Fashion Design



5ATM Waterproof



Global Positioning  
Systems



Health care



Figure 7: Visual summary of key features including AMOLED screen, metal body, Bluetooth calling, GPS, health care, and 5 ATM water resistance.



## Mayor rendimiento, menor consumo, mayor tiempo en espera

La arquitectura de doble núcleo de bajo consumo, combinada con un sistema inteligente de gestión de la energía, garantiza una mayor duración de la batería.

**50 días**   **15 días**   **7 horas**   **15 horas**  
Modo básico   Modo diario   Modo de llamada   Modo GPS

\*Modo básico: estado de espera, sólo se muestra la hora en el reloj;

\*Modo diario: Una vez cargado completamente, se puede utilizar conectándolo a la APP del teléfono móvil y con las siguientes funciones: Monitorización de la frecuencia cardíaca durante 24h, monitorización del sueño, grabación de 60 minutos de ejercicio a la semana, 100 mensajes y 6 llamadas al día (cuelga en 5 segundos), control de la hora iluminando la pantalla al levantar la muñeca durante 100 veces, despertador durante 3 veces al día y otros ajustes predeterminados de fábrica;

\*Modo de llamada: Una vez cargado completamente, se conecta a la App del teléfono móvil y continúa la llamada Bluetooth;

\*Modo GPS: Una vez cargada por completo, se lleva puesta, se conecta a la App del móvil y se configura en el modo Outdoor Sport, con el posicionamiento GPS activado para un posicionamiento contin-



## Sistema Mundial de posicionamiento por satélite

El chip GNSS incorporado admite el sistema de posicionamiento global por satélite GPS / BeiDou / GLONASS / Galileo / QZSS 5, con un nuevo diseño de antena gps, búsqueda rápida de estrellas y posicionamiento preciso.

**200% ↑**

Aumenta la ganancia de señal

**20% ↑**

La precisión de posicionamiento ha mejorado



Figure 8: Details on extended battery life modes and improved satellite positioning gain and precision.

## 6. MAINTENANCE

### 6.1 Cleaning

To maintain the performance and appearance of your smartwatch:

- Wipe the watch body and strap regularly with a soft, damp cloth.
- Ensure the charging contacts are clean and dry before charging.
- Avoid using harsh chemicals or abrasive materials for cleaning.

### 6.2 Water Resistance

The Mibro Lite 3 Pro is 5 ATM water-resistant, meaning it can withstand pressures equivalent to a depth of 50 meters. This makes it suitable for swimming and showering. However, please note:

- Do not use the watch in hot water, saunas, or steam rooms, as steam can penetrate the seals.
- Avoid exposing the watch to high-velocity water or sudden temperature changes.
- Rinse the watch with fresh water after exposure to saltwater.

## 7. TROUBLESHOOTING

If you encounter issues with your Mibro Lite 3 Pro Smartwatch, try the following solutions:

- **Watch not turning on:** Ensure the watch is fully charged. Connect it to the charger and wait a few minutes.
- **Not charging:** Check if the charging cable is properly connected to both the watch and the power source. Ensure the charging contacts on the watch are clean.
- **Bluetooth connection issues:** Make sure Bluetooth is enabled on your phone and the watch is within range. Try restarting both the watch and your phone. Re-pair the device through the Mibro Fit app.
- **Inaccurate health data:** Ensure the watch is worn snugly on your wrist, about one finger's width above the wrist bone. Keep the sensor clean.
- **App not syncing:** Check your phone's internet connection. Ensure the Mibro Fit app is updated to the latest version.
- **Watch frozen/unresponsive:** Press and hold the physical button for about 10-15 seconds to force a restart.

## 8. SPECIFICATIONS

Feature	Specification
Brand	Mibro


Model Number	XPAW019
Color	Green
Operating System	Android (Compatible)
Screen Size	1.35 Inches AMOLED
Display Resolution	466 x 466 pixels
Brightness	1000 nits (peak)
Refresh Rate	60 fps
Connections	Bluetooth
Special Features	GPS, Heart Rate Monitor, Notifications, Bluetooth Calling
Compatible Devices	Smartphone
Battery Composition	Lithium-polymer
Battery Capacity	350 mAh
Battery Life (Daily Use)	Up to 15 days
Battery Life (Basic Mode)	Up to 50 days
Water Resistance	5 ATM
Sensors	10-axis motion sensor, 4PD heart rate sensor

## 9. WARRANTY AND SUPPORT

The Mibro Lite 3 Pro Smartwatch comes with a standard manufacturer's warranty. For detailed warranty terms and conditions, please refer to the warranty card included in your product packaging or visit the official Mibro website.

For technical support, troubleshooting assistance, or any product-related inquiries, please contact Mibro customer service through their official channels. You can typically find contact information on the Mibro website or within the Mibro Fit application.





[\[pdf\]](#) User Manual

admin გთხოვთ გაცნობთ მომხმარებლის სახელმძღვანელოს მონაცემების წაშლაზე დასახელება

Mibro Watch LITE 3 PRO მოდელი XPAW019 ზომა 47x11 მმ სიგნალის გადაცემა ≤20d8m xiaomi

mibro watch lite pro s3 zoommer ge site manual |||

- . . : MIBRO WATCH LITE3 PRO 2 , QR , Mibto Fit , Mibro Fit Androi ... I Electronic Equipment . . . , . : Mibro Watch LITE 3 PRO : **XPAW019** : 47x11.3 :20d8m : 350 mAh : 3.8 : 4.35 : 5V ==: 1A . FCC ID: 2BAYW-**XPAW019** MH...


lang:en **score:43** filesize: 115.57 K page\_count: 1 document date: 2024-10-30



[Mibro Watch Lite3 Pro \(XPAW019\) User Manual](#)

Comprehensive user manual for the Mibro Watch Lite3 Pro (XPAW019), detailing setup, features, charging, troubleshooting, and specifications. Learn how to connect, use, and maintain your Mibro smartwatch.

lang:en **score:39** filesize: 2.36 M page\_count: 6 document date: 2024-05-31



[\[pdf\]](#)

ЕВРАЗИЙСКИЙ ЭКОНОМИЧЕСКИЙ СОЮЗ ДЕКЛАРАЦИЯ О заявляет что Смарт часы Mibro Watch lite3 Pro торговой марки «Mibro» модель XPAW019 описание продукции Декларация соответствия распространяется на 400381059 static mvideo ru certificates Certificates |||

: , : , 119619, . , 1- . 23 : 1117746732146, : 7 4994096369, : info mintest.ru : , - Mibro Watch lite3 Pro Mibro, : **XPAW019** : , . : 04.2023 . : Zhenshi Information Technology Shanghai Co., Ltd., : , Room 4015, Building 2, No.588 401 Zixing...

lang:tl **score:34** filesize: 327.56 K page\_count: 2 document date: 0000-00-00



[\[pdf\]](#) Label

Label and Location ZhenShi Information Technology Shenzhen Co Ltd XPAW019 2BAYW

2BAYWXPW019 xpaw019

Page 1 of 1 LABEL AND LOCATION Mibro Watch Lite3 Pro Model:**XPAW019** FCC ID: 2BAYW-**XPAW019** FCC ID: 2BAYW-**XPAW019** Size: L 3.5cm x W 3.5cm Label Location Shenzhen LCS Compliance Testing Laboratory Ltd. Add: 101, 201 Bldg A 301 Bldg C, Juji Industrial Park Yabianxueziwei, Shajing Street, Baoan D...

lang:tl **score:33** filesize: 398.3 K page\_count: 1 document date: 2024-06-22



[\[pdf\]](#) Test Report

Test Report BT LE ZhenShi Information Technology Shenzhen Co Ltd XPAW019 2BAYW  
2BAYWXPaw019 xpaw019

Page 1 of 34 FCC ID: 2BAYW-**XPAW019** Report No.: LCSA06034082EB FCC TEST  
REPORT For ZhenShi Information Technology Shenzhen Co., Ltd Mibro Watch Lite3  
Pro Test Model: **XPAW019** Prepared for Address : ZhenShi Information Technology  
Shenzhen Co., Ltd : RM1401-1403,1408, Tower E, Galaxy World, Min...  
lang:en **score:32** filesize: 4.39 M page\_count: 34 document date: 2024-06-22



[\[pdf\]](#) Test Report

Test Report BT ZhenShi Information Technology Shenzhen Co Ltd XPAW019 2BAYW 2BAYWXPaw019  
xpaw019

Page 1 of 37 FCC ID: 2BAYW-**XPAW019** Report No.: LCSA06034082EA FCC TEST  
REPORT FOR ZhenShi Information Technology Shenzhen Co., Ltd Mibro Watch  
Lite3 Pro Test Model: **XPAW019** Prepared for Address : ZhenShi Information  
Technology Shenzhen Co., Ltd : RM1401-1403,1408, Tower E, Galaxy World, M...  
lang:en **score:31** filesize: 3.76 M page\_count: 37 document date: 2024-06-22



[\[pdf\]](#) SAR Rating

RF Exposure Evaluation FCC ZhenShi Information Technology Shenzhen Co Ltd XPAW019 2BAYW  
2BAYWXPaw019 xpaw019

Page 1 of 4 FCC ID: 2BAYW-**XPAW019** FCC RF Exposure Evaluation 1. Product  
Information FCC ID Product name Test Model Power Supply Hardware Version  
Software Version Bluetooth Frequency Range Channel Number Channel Spacing  
Modulation Type Bluetooth Version Antenna Type Antenna Gain Exposure category...  
lang:en **score:31** filesize: 640.06 K page\_count: 4 document date: 2024-06-22

