

Intenso Buds Plus TWS T313AE

Intenso Buds Plus TWS T313AE Wireless Earbuds User Manual

Model: Buds Plus TWS T313AE | Brand: Intenso

1. INTRODUCTION

Thank you for choosing the Intenso Buds Plus TWS T313AE Wireless Earbuds. These earbuds are designed to provide a superior audio experience with advanced features such as Active Noise Cancellation (ANC), Environmental Noise Cancellation (ENC), and Bluetooth 5.4 connectivity. This manual provides essential information for setting up, operating, and maintaining your earbuds.

2. PACKAGE CONTENTS

Please check the package for the following items:

- Intenso Buds Plus TWS Earbuds (Left and Right)
- Charging Case
- USB Charging Cable
- Multiple Sizes of Ear Tips
- User Manual



Image: Intenso Buds Plus TWS earbuds, charging case, and a smartphone displaying Bluetooth pairing settings.

3. PRODUCT OVERVIEW

The Intenso Buds Plus TWS earbuds feature a compact design with a transparent charging case. The earbuds are equipped with touch controls and integrated microphones for clear communication.



Image: Earbuds in open charging case with digital display.

BUDSPLUS



Active Noise
Cancelling



Environmental
Noise Cancellation



LED display
for charge level
indication

Image: Features highlighted: ANC, ENC, and LED display.



Image: Charging case with 100% battery display.



Image: Close-up of individual earbuds.

4. SETUP

4.1 Charging the Earbuds and Case

Before first use, fully charge the earbuds and the charging case. The charging case features an LED display to indicate the battery level.

- Place the earbuds into the charging case.
- Connect the charging case to a USB power source using the provided USB cable.
- The LED display on the case will show the charging status.
- A full charge typically takes approximately 1.5 to 2 hours for the case and earbuds.




Image: LED status display on the charging case.

4.2 Bluetooth Pairing

The Intenso Buds Plus earbuds utilize Bluetooth 5.4 for a stable and fast connection.

1. Ensure the earbuds are charged and inside the charging case.
2. Open the charging case. The earbuds will automatically enter pairing mode.
3. On your device (smartphone, tablet, laptop), go to Bluetooth settings.
4. Search for available devices and select "Intenso Buds Plus" from the list.
5. Once connected, you will hear a confirmation tone, and the earbuds will be ready for use.



Image: Earbuds and case next to a smartphone.

5. OPERATING INSTRUCTIONS

5.1 Touch Controls

The earbuds feature intuitive touch controls for managing audio playback, calls, and noise cancellation modes.

- **Play/Pause:** Single tap on either earbud.
- **Next Track:** Double tap on the right earbud.
- **Previous Track:** Double tap on the left earbud.
- **Answer/End Call:** Single tap on either earbud.
- **Reject Call:** Press and hold either earbud for 2 seconds.
- **Volume Up:** Triple tap on the right earbud.
- **Volume Down:** Triple tap on the left earbud.
- **Activate Voice Assistant:** Press and hold either earbud for 3 seconds (when not on a call).

5.2 Noise Cancellation Modes (ANC, ENC, Transparency)

The earbuds offer various modes to control your listening environment:

- **Active Noise Cancellation (ANC):** Reduces ambient noise, allowing you to focus on your audio.
- **Environmental Noise Cancellation (ENC):** Enhances voice clarity during calls by filtering out background noise.
- **Transparency Mode:** Allows you to hear your surroundings while still enjoying your audio, useful for awareness in busy environments.

To switch between ANC, Transparency, and Normal modes, press and hold the touch area on the left earbud for 2 seconds. ENC is automatically active during calls.

5.3 Battery Life

The earbuds provide up to 7 hours of playback on a single charge. The charging case extends the total playtime to approximately 25 hours, allowing for multiple recharges on the go.

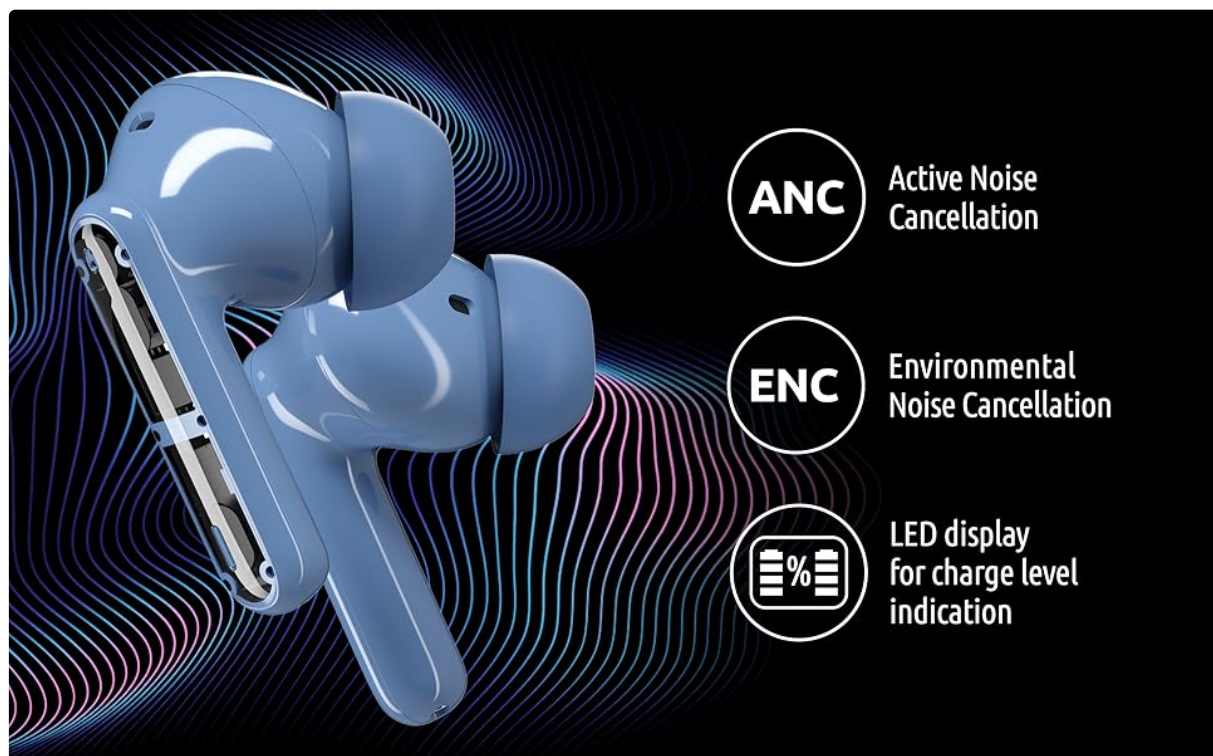


Image: Illustration of battery life with and without charging case.

6. MAINTENANCE

To ensure the longevity and optimal performance of your Intenso Buds Plus earbuds, follow these maintenance guidelines:

- **Cleaning:** Regularly clean the earbuds and charging case with a soft, dry, lint-free cloth. Do not use abrasive cleaners or solvents.
- **Ear Tips:** Remove ear tips periodically and clean them with water and mild soap. Ensure they are completely dry before reattaching.
- **Charging Contacts:** Keep the charging contacts on both the earbuds and inside the case clean and free of debris to ensure proper charging.
- **Storage:** When not in use, store the earbuds in their charging case to protect them from dust and damage.
- **Water Resistance:** The earbuds are water-resistant. Avoid submerging them in water or exposing them to excessive moisture. Dry them thoroughly if they get wet.

7. TROUBLESHOOTING

If you encounter any issues with your earbuds, refer to the following common solutions:

Problem	Possible Cause	Solution
Earbuds not pairing	Low battery; Bluetooth off; Earbuds not in pairing mode; Device already connected to another Bluetooth device.	Charge earbuds and case; Ensure Bluetooth is enabled on your device; Place earbuds in case, close, then open to re-enter pairing mode; Disconnect from other devices.

Problem	Possible Cause	Solution
No sound	Volume too low; Earbuds not connected; Audio source paused.	Increase volume on earbuds and device; Reconnect earbuds; Check audio playback on your device.
Poor sound quality	Ear tips not properly sealed; Earbuds dirty; Interference.	Try different size ear tips for a better fit; Clean earbuds and ear tips; Move closer to your device or away from sources of interference.
Earbuds not charging	Charging cable faulty; Charging contacts dirty; Power source issue.	Try a different USB cable; Clean charging contacts; Use a different USB port or power adapter.

8. SPECIFICATIONS





Model Name	Buds Plus
Model Number	3720313
Brand	Intenso
Connectivity Technology	Wireless (Bluetooth 5.4)
Ear Placement	In-ear
Form Factor	In-Ear
Noise Cancellation	Active Noise Cancellation (ANC), Environmental Noise Cancellation (ENC)
Control Type	Touch Control
Special Features	Noise Cancellation, Volume Control, Touch Control, Noise Isolation, Lightweight
Battery Composition	Lithium-polymer
Rechargeable Battery	Yes
Playtime (Earbuds)	Up to 7 hours
Total Playtime (with Case)	Up to 25 hours
Water Resistance Level	Water-resistant
Material	Plastic
Compatible Devices	Mobile phone, Tablet, Laptop, Game console, Car audio system

9. WARRANTY AND SUPPORT

Intenso products are designed for reliability and performance. For warranty information, technical support,

Please retain your proof of purchase for any warranty claims.

Related Documents - Buds Plus TWS T313AE

<div><p>(Intenso) for everyday life</p></div> <div><p>BUDS PLUS T310AE / T312AE / T313AE / T315AE User Manual.</p></div> <div><p>Version 1.0 (2/19)</p></div>	<p>Intenso Buds Plus T310AE/T312AE/T313AE/T315AE Benutzerhandbuch</p> <p>Umfassendes Benutzerhandbuch für die Intenso Buds Plus True Wireless Kopfhörer (Modelle T310AE, T312AE, T313AE, T315AE). Erfahren Sie mehr über Funktionen wie Bluetooth, ANC, Transparenzmodus, Freisprechrichtung und Sprachassistent. Enthält Bedienungsanleitung, Sicherheitshinweise und technische Daten.</p>
<div><p>(Intenso) for everyday life</p></div> <div><p>POWERBANK P10000 User Manual</p></div> <div><p>Version 2.0</p></div>	<p>Intenso Powerbank P10000 User Manual: Portable Charging Guide</p> <p>Comprehensive user manual for the Intenso Powerbank P10000. Learn how to use, charge, and maintain your portable charger for reliable power on the go.</p>
<div><p>(Intenso) for everyday life</p></div> <div><p>POWERBANK XC10000 User Manual</p></div> <div><p>Version 1.1</p></div>	<p>Intenso Powerbank XC10000 User Manual</p> <p>User manual for the Intenso Powerbank XC10000, detailing its features, operation, safety guidelines, technical specifications, and warranty information. Learn how to charge your devices efficiently and safely with this portable power solution.</p>
<div><p>(Intenso) for everyday life</p></div> <div><p>POWER BANK MW5000 User Manual</p></div> <div><p>Version 1.0 (2018)</p></div>	<p>Intenso Power Bank MW5000 Benutzerhandbuch</p> <p>Entdecken Sie die Intenso Power Bank MW5000 mit diesem umfassenden Benutzerhandbuch. Erfahren Sie mehr über sichere Anwendung, Ladefunktionen, technische Daten und mehr.</p>

(Intenso)
for everyday life

**POWER BANK
B10000**
User Manual



Version 1.0 (2/07)

[Intenso B10000 Power Bank User Manual](#)

User manual for the Intenso B10000 power bank, providing instructions on safety, usage, charging, and technical specifications. Learn how to get the most out of your portable charger.

(Intenso)
for everyday life

**VIDEO
SCOOTER BT**
User Manual



Version 1.0 (2/08)

[Intenso Video Scooter BT Bedienungsanleitung - Handbuch und Anweisungen](#)

Erhalten Sie detaillierte Anweisungen und Sicherheitshinweise für den Intenso Video Scooter BT MP3-Player. Erfahren Sie mehr über Einrichtung, Bedienung, Bluetooth und technische Spezifikationen.