

Brother AX-15

Brother AX-15 Electronic Typewriter User Manual

INTRODUCTION

This manual provides comprehensive instructions for the setup, operation, and maintenance of your Brother AX-15 Electronic Typewriter. Please read this manual thoroughly before using your typewriter to ensure proper function, optimal performance, and longevity of the device.

PRODUCT OVERVIEW



Image: The Brother AX-15 Electronic Typewriter, showcasing its full keyboard, paper feed mechanism, and control panel. Key features visible include the pitch selection (10 and 12), automatic lift-off correction memory, and the Brother brand logo.

1. SETUP

1.1 Unpacking

- Carefully remove the typewriter and all accessories from the packaging.
- Retain the packaging for future transport or storage.

1.2 Power Connection

1. Ensure the typewriter's power switch is in the OFF position.
2. Connect the power cord to the power input on the typewriter.
3. Plug the other end of the power cord into a standard electrical outlet.

1.3 Ribbon and Correction Tape Installation

The Brother AX-15 uses a cassette-type daisy wheel and ribbon system for easy replacement.

1. Open the ribbon cover, typically located at the top of the typewriter.
2. Align the new ribbon cassette with the guides and press down gently until it clicks into place.
3. Install the correction tape cassette in a similar manner, ensuring it is properly seated.
4. Close the ribbon cover.

1.4 Paper Loading

1. Place the paper against the paper guide on the left side of the platen.
2. Turn the platen knob (usually on the right side) to feed the paper into the typewriter until it is securely in position.
3. Adjust the paper bail rollers to hold the paper flat against the platen.

2. OPERATING INSTRUCTIONS

2.1 Basic Typing

- Turn on the typewriter using the power switch.
- Begin typing on the keyboard. The characters will appear on the paper.
- Use the **SPACE BAR** for spaces and the **RETURN** key to advance to the next line.

2.2 Pitch Selection

The Brother AX-15 supports dual 10 and 12 pitch typing, and potentially 15 pitch, allowing for different character densities per inch.

- Locate the pitch selection switch or button on the control panel.
- Select the desired pitch (e.g., 10 for larger characters, 12 for smaller characters).

2.3 Correction Functions

The typewriter features automatic lift-off correction memory for character, word, and line correction.

1. To correct a single character, press the **CORRECT** key immediately after typing the incorrect character. The typewriter will lift off the error.
2. For word or line correction, use the appropriate correction keys (if available) or repeatedly use the **CORRECT** key while backspacing over the error.

2.4 Bold Print

To emphasize text, the Brother AX-15 can produce bold print.

- Locate the **BOLD** print function key.
- Press the **BOLD** key before typing the text you wish to bold. Press it again to deactivate.

2.5 Repeat Typing

The typewriter supports repeat typing for all keys and functions.

- To repeat a character or function, press and hold the desired key. The action will repeat until the key is

released.

3. MAINTENANCE

3.1 Ribbon Replacement

When the print quality deteriorates, it is time to replace the ribbon cassette.

1. Ensure the typewriter is turned off.
2. Open the ribbon cover.
3. Carefully remove the used ribbon cassette by lifting it out.
4. Install a new ribbon cassette as described in Section 1.3.

3.2 Cleaning

- Regularly dust the exterior of the typewriter with a soft, dry cloth.
- Use a small brush or compressed air to remove dust and debris from the keyboard and print head area.
- Avoid using liquid cleaners directly on the typewriter components.

4. TROUBLESHOOTING

This section addresses common issues you might encounter with your Brother AX-15 Electronic Typewriter.

4.1 Paper Jams

- If paper jams, turn off the typewriter immediately.
- Carefully pull the paper out in the direction of the paper feed, avoiding tearing.
- Ensure paper is loaded correctly and not wrinkled before re-attempting.

4.2 Faint or Uneven Print

- Check if the ribbon cassette is correctly installed.
- The ribbon may be worn out and require replacement.
- Ensure the correct pitch setting is selected for the desired output.

4.3 Typewriter Not Responding

- Verify that the power cord is securely connected to both the typewriter and the electrical outlet.
- Check if the power switch is in the ON position.
- If the issue persists, try plugging the typewriter into a different outlet.

5. SPECIFICATIONS

Feature	Detail
---------	--------

Feature	Detail
Model	Brother AX-15
Type	Electronic Typewriter
Pitch Options	10, 12, 15 (selectable)
Correction Memory	Automatic lift-off correction (character, word, line)
Ribbon Type	Cassette-Type Daisy Wheel
Manufacturer	Brother
ASIN	B0DBN7SC9Y
Date First Available	July 30, 2024


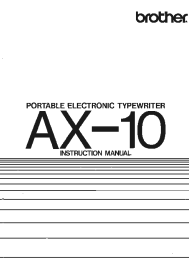
6. WARRANTY AND SUPPORT





This Brother AX-15 Typewriter is a renewed product and comes with a New Machine Warranty. For specific details regarding the warranty period, coverage, and how to claim support, please refer to the documentation provided at the time of purchase or contact the seller directly. The seller, EBS - Hard to Find Office Supplies, can provide assistance with product-related inquiries and warranty claims.

For general inquiries or additional support, please refer to the contact information provided by your retailer or the renewed product provider.


© 2024 Brother International Corporation. All rights reserved.

Related Documents - AX-15

	<p>Brother AX-20 Electronic Typewriter User Manual</p> <p>Comprehensive user manual for the Brother AX-20 electronic typewriter, detailing its features, operation, maintenance, troubleshooting, and specifications for optimal use.</p>
	<p>Brother AX-10 Portable Electronic Typewriter Instruction Manual</p> <p>This document provides comprehensive instructions for operating the Brother AX-10 portable electronic typewriter, covering unpacking, features, typing functions, correction methods, paper handling, and troubleshooting.</p>

	<p>Brother MFC-795CW User's Guide - Setup, Operation, and Support</p> <p>Official user's guide for the Brother MFC-795CW multifunction printer and fax machine. Learn about setup, faxing, telephone features, accessories, warranty, and customer support for USA and Canada.</p>
	<p>Manuel d'utilisation Brother DCP-L1642W</p> <p>Guide complet pour l'utilisation de l'imprimante multifonction Brother DCP-L1642W. Découvrez comment installer, imprimer, numériser, copier, configurer le réseau, effectuer la maintenance et résoudre les problèmes courants.</p>
	<p>Brother De Luxe Typewriter Instruction Manual: Features and Operation</p> <p>A comprehensive instruction manual for the Brother De Luxe typewriter, detailing its outstanding features, fingertip control panel, simplified paper handling, standard keyboard, and step-by-step guides for operation, maintenance, and troubleshooting.</p>
	<p>Brother PT-H103W Electronic Labeling System User's Guide</p> <p>User's guide for the Brother PT-H103W electronic labeling system, detailing setup, operation, features like custom labels, troubleshooting, and support resources.</p>

Documents - Brother – AX-15



[pdf] User Manual Installation Guide Guide Warranty

Instruction Manual Brother Personal Embroidery Design Software System Before using this software first read the Installation Guide for details on installing pedplus2 im01en media rainpos 9815

Personal Embroidery Design Software System Instruction Manual Before using this software, first read the Installation Guide for details on installing the software. In addition, be sure to read this Instruction Manual before using the software. We recommend that you keep this document nearby for futu...

lang:en score:41 filesize: 16.45 M page_count: 120 document date: 2016-05-12




[\[pdf\]](#) Instructions Documentation Guide

SMX System MultiMatrix Switcher User Guide Extron Electronics 68 1452 01 JNaemura electronics guide 1075122 archive org manualzz id

SMX System MultiMatrix Switcher User Guide Matrix Switcher 68-1452-01 Rev. C 04 13 Safety Instructions English WARNING: This symbol, , when used on the product, is intended to alert the user of the presence of uninsulated dangerous voltage within the product s enclosure that may present a risk ...

lang:de **score:19** filesize: 11.85 M page_count: 124 document date: 2013-04-01



[\[pdf\]](#) Guide

admin DECTalk 5 01 E1 User Guide 5637481 archive org manualzilla id

Fonix proudly introduces DECTalk version 5.01-E1, the world s most intelligible text-to-speech TTS synthesizer, now with a more natural sounding voice. DECTalk has the smallest memory footprint in the industry for a full featured, multi-language voice synthesizer. DECTalk s small footprint allows i...

lang:en **score:17** filesize: 1000.09 K page_count: 88 document date: 2012-07-31



[Television Servicing Magazine - August 1993 Issue 514](#)

Explore the August 1993 issue of Television magazine, Vol. 43, No. 10, Issue 514, featuring articles on TV fault finding, VCR upgrades, PC servicing, and test reports on desoldering tools. Includes a comprehensive catalogue of electronic components, video heads, and service kits for various brands like Samsung, Amstrad, Hitachi, and more, distributed by Grandata Ltd.

lang:en **score:17** filesize: 13.48 M page_count: 128 document date: 2018-04-12



[\[pdf\]](#) Datasheet Guide

2 admin 30016 Emic Epson Fonix DECTalk 501 Users Guide 370413 eu mouser datasheet 321 |||

Fonix proudly introduces DECTalk version 5.01-E1, the world's most intelligible text-to-speech TTS synthesizer, now with a more natural sounding voice. DECTalk has the smallest memory footprint in the industry for a full featured, multi-language voice synthesizer. DECTalk's small footprint allows i...

lang:en **score:17** filesize: 891.01 K page_count: 89 document date: 2012-07-31




[\[pdf\]](#) Guide

Illustrated guide to the National Museum in Naples sanctioned by Ministry of education archive org details illustratedguide00muserich Museo nazionale di Napoli |||

ue fua/t/ /vu ay 9 / 7 :/i/. . lct/ t Cr iA 7 . I ILLSTRATD CbJbH rNAILIONAL MUSEUM IN NAPLES SANCTIONED BY THE I I MINISTRY OF EDUCATION RICHTER CO. - NAPLES PUBLISHERS Illustrated G.uiDF,,,- sfATIONAL/MiU SE i iM liiN Naples SANCTIONED BY THE MINISTRY OF EDUCATION Editors: ...

lang:en **score:16** filesize: 13.02 M page_count: 236 document date: 2008-07-08




[\[pdf\]](#) Guide

Untitled Castles Crusades Castle Keepers Guide the eye eu public Books rpg rem uz Dungeons Dragons 3rd Party Original D |||

The Castle Keeper's Guide by Davis Chenault Stephen Chenault Cover art, logos, logo designs, and layout by Peter 20 Dollar Bradley Interior Art by: Peter Bradley, Larry Elmore, and Sarah Dreamie Walker With Casey Christofferson and James M. Ward, Further Contributions by Mark Sandy, Mike Stew...

lang:en **score:14** filesize: 9.32 M page_count: 291 document date: 2011-03-12



[pdf] Datasheet Guide

2 admin Fonix proudly introduces DECtalk version 5 01 E1 the world s most intelligible text to speech TTS synthesizer now with a 30016 Emic Epson DECTalk 501 Users Guide 370413 mouser datasheet 321 ||| Fonix proudly introduces DECtalk version 5.01-E1, the world s most intelligible text-to-speech TTS synthesizer, now with a more natural sounding voice. DECtalk has the smallest memory footprint in the industry for a full featured, multi-language voice synthesizer. DECtalk s small footprint allows i...

lang:en score:13 filesize: 872.71 K page_count: 89 document date: 2012-07-31



[pdf] Instructions Documentation Guide

SMX System Safety Instructions English WARNING This symbol when used on the product is intended to alert user of presence uninsulated dangerous voltage within Sys 68 1451 01 E media extron public files userman SMX System MultiMatrix Switcher User Guide Matrix Switcher 68145101 Rev. E 10 19 Safety Instructions English WARNING: This symbol, , when used on the product, is intended to alert the user of the presence of uninsulated dangerous voltage within the product s enclosure that may present a risk of...

lang:de score:12 filesize: 9.28 M page_count: 127 document date: 2020-02-07



[pdf] User Manual

record prieš 5 dienas — and 132 233 Postal Manual Sections 4355a 4355b 4356 of Title 39 United States Greenman Andy Miele at U A in Ohio Florida etc The Bobby RW 1965 10 09 worldradiohistory Archive All Music Record World 60s ||| 8Z006 1V2 000aJ11 ;Lh 3AV VPt139 LLZ9 3N1 SOa0038 14-.13C S3d-3N33H 1/33G0t; record Incorporating World MUSIC BUSINESS Vol. 20, No. 951 October 9, 1965 the opinion of the editors, this week the following records are the SINGLE PICKS OF THE WEEK WHERE DO YOU GO 66136 CHER SOME OF YOUR LOVIN ...

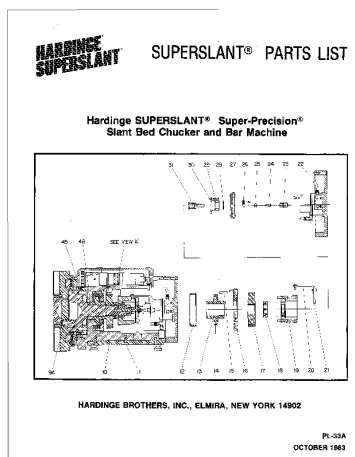
lang:en score:12 filesize: 3.61 M page_count: 28 document date: 2017-06-04



[Stereo Review Magazine - January 1987: Audio & Video Equipment Reviews, Tech Talk, and Car Stereo](#)

Explore the January 1987 issue of Stereo Review magazine, featuring in-depth equipment test reports on turntables (Linn Axis), CD players (NEC CD-500E), amplifiers (Yamaha AVC-50), and tuners (Perreux TU-3). Includes discussions on audio technology, car stereo innovations, and industry news from brands like Pioneer, Polk Audio, Harman Kardon, and more.

lang:en **score:11** filesize: 15.83 M page_count: 172 document date: 2018-06-19



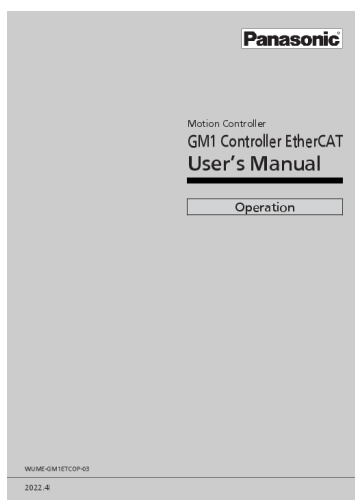
[\[pdf\] User Manual Parts List](#)

SUPERSLANT LATHE PARTS LIST Download Hardinge Parts List CNC Manual

slantbedpla00095000033 cncmanual 2015 07 050715 hardinge |||

gfgih SUPERSLANT PARTS LIST Hardinge SUPERSLANT Super-Precision Slant Bed Chucker and Bar Machine 31 30 29 28 27 26 25 24 23 22 - -- D-w - r-p 1 H p- 15 45 46 SEE VIEW K 1 9A 10 OI sslssl 1 r 12 13 14 15 16 17 18 19 20 21 HARDINGE BROTHERS, INC., ELMIRA, NEW YORK 14902 PL-33...

lang:en **score:11** filesize: 6.38 M page_count: 104 document date: 2015-07-05




[\[pdf\] User Manual](#)

Click here Download GM1 Controller EtherCAT User s Manual Operation Panasonic gm1 ec users op e www3 panasonic biz ac motor motion controller mc manual f cd 4493 via ok |||

Motion Controller GM1 Controller EtherCAT User s Manual Operation WUME-GM1ETCOP-03 2022.4 MEMO 2 WUME-GM1ETCOP-03 Introduction Thank you for purchasing a Panasonic product. Before you use the product, please carefully read through the user s manual, and understand it in detail to use the pro...

lang:en **score:11** filesize: 37.19 M page_count: 0 document date: 0000-00-00



[\[pdf\] Catalog](#)

RCA Catalog Catlogs and manuals broadcasting equipment Broadcast Equipment 1940 worldradiohistory Archive Catalogs |||

C C C C C C RCA C C BROADCAST STATION EQUIPMENT 1941 Price . . . Fifty Cents / tanittQ1 Section RCA MANUFACTURING COMPANY, INC. A Service of Radio Corporation of America Camden, N. J. IN Brauclees. 1aclories or Subsidiaries Located in: Harrison, N. J. Montreal, Canada Rio de Janei...

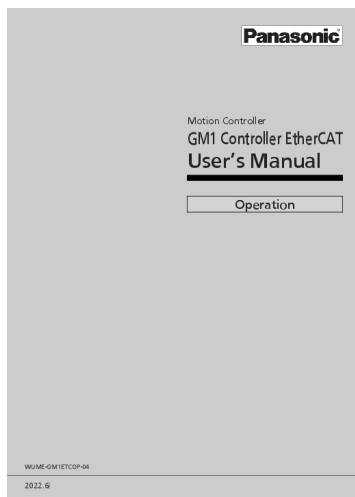
lang:en **score:11** filesize: 10.56 M page_count: 160 document date: 2015-11-19



[Popular Communications Magazine - March 2009 Issue](#)

Explore the March 2009 issue of Popular Communications magazine, featuring in-depth reviews of Yaesu, ICOM, and AOR radio receivers, scanning technology, shortwave listening tips, and coverage of speed events like NASCAR and air shows.

lang:en **score:10** filesize: 8.03 M page_count: 84 document date: 2019-02-26



[\[pdf\] User Manual](#)

GM1 Controller EtherCAT User s Manual Operation WUME GM1ETCOP 04 Motion Panasonic Industry Europe GmbH mn gm1 ethercat operation pidsx en mediap industry panasonic eu assets custom upload Factory Automation Industrial Motors Manuals Řídicí jednotka pro řízení pohybu 05 |||

Motion Controller GM1 Controller EtherCAT User s Manual Operation WUME-GM1ETCOP-04 2022.6 MEMO 2 WUME-GM1ETCOP-04 Introduction Thank you for purchasing a Panasonic product. Before you use the product, please carefully read through the user s manual, and understand it in detail to use the pro...

lang:en **score:10** filesize: 37.82 M page_count: 0 document date: 0000-00-00



[\[pdf\] User Manual](#)

GM1 Controller RTEX User s Manual Operation WUME GM1RTXOP 05 Motion Panasonic Industry Europe GmbH mn gm1 rtex operation user pidsx en mediap industry panasonic eu assets custom upload Factory Automation Industrial Motors Manuals Řídicí jednotka pro řízení pohybu 06 |||

Motion Controller GM1 Controller RTEX User s Manual Operation WUME-GM1RTXOP-05 2022.6 MEMO 2 WUME-GM1RTXOP-05 Introduction Thank you for purchasing a Panasonic product. Before you use the product, please carefully read through the user s manual, and understand it in detail to use the product...

lang:en **score:10** filesize: 35.39 M page_count: 0 document date: 0000-00-00