

## DUSONLAP MT65

# DUSONLAP MT65 Smart Watch User Manual

Model: MT65 | Brand: DUSONLAP

## 1. INTRODUCTION

Welcome to the DUSONLAP MT65 Smart Watch user manual. This guide provides comprehensive instructions for setting up, operating, and maintaining your new smartwatch. The DUSONLAP MT65 is designed to enhance your daily life with its advanced features, including health monitoring, communication capabilities, and extensive sport tracking.

Please read this manual thoroughly to ensure proper use and to maximize your experience with the device.

## 2. WHAT'S INCLUDED

Upon opening your DUSONLAP MT65 Smart Watch package, you should find the following items:

- 1 x DUSONLAP MT65 Smart Watch
- 1 x Magnetic Charging Cable
- 1 x User Manual (this document)

### All-day Activity Tracking

Whether you run, ride a bike, hike or do other sports, the smartwatch tracks all your training data.



### 3. INITIAL SETUP

#### 3.1 Charging the Smart Watch

Before first use, fully charge your DUSONLAP MT65 Smart Watch. Connect the magnetic charging cable to the charging points on the back of the watch and plug the USB end into a standard USB power adapter (not included) or a computer USB port.

- Charging Time: Approximately 2 hours for a full charge.
- Battery Life: Up to 7 days of daily use, around 30 days standby time.

A: First of all, please be sure to connect our smartwatch through the "Gloryfit" APP.

<p><b>step 1</b></p>  <p>1. Turn on the "Bluetooth" function on your phone.</p>	<p><b>step 2</b></p>  <p>2. Open the "Google Play" or the "App Store".</p>	<p><b>step 3</b></p>  <p>3: Search for "Gloryfit" App and download it.</p>	<p><b>step 4</b></p>  <p>4: Open the APP, click "Please connect device", click "Select device", find "MT65" and bind it.</p>
--	---	--	---

B: Perform the following steps to enable the answer/call function.

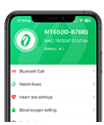



<p><b>step 1</b></p>  <p>1: After selecting "MT65" to connect, on the mobile phone system popup pairing request, select pairing.</p>	<p><b>step 2</b></p>  <p>2: Turn on the call Bluetooth switch on the watch (used when the watch cannot make calls and play media)</p>	<p><b>step 3</b></p>  <p>3: In the phone settings, in the system bluetooth, turn on these permissions of the MT65.</p>	<p><b>step 4</b></p>  <p>4: Once connected, you could use the watch to answer/make calls any-time.</p>
--	--	---	---

Image: The DUSONLAP MT65 Smart Watch connected to its magnetic charging cable, illustrating its long battery life and quick charging time.

#### 3.2 App Installation and Pairing

To unlock the full potential of your smartwatch, you need to install the "GloryFit" app on your smartphone and pair the devices.

1. **Download the App:** Turn on Bluetooth on your phone. Open the Google Play Store (for Android) or Apple App Store (for iOS), search for "GloryFit", and download it.
2. **Open and Connect:** Open the "GloryFit" app. Follow the in-app instructions to add your device. Select "MT65" from the device list and bind it.
3. **Enable Call Function (Optional):** After connecting, a pop-up pairing request for calls may appear on your phone. Accept it. Then, in your phone's Bluetooth settings, ensure permissions for the MT65 are enabled to allow call answering and making.



Image: Visual guide for installing the GloryFit app and pairing the smartwatch, including steps for enabling the call function.

## 4. OPERATING YOUR SMART WATCH

### 4.1 Basic Operations

- **Touch Screen:** The 1.85-inch HD touch color screen allows for intuitive navigation. Swipe left/right, up/down, and tap to select options.
- **Brightness Adjustment:** Adjust the screen brightness (4 levels) manually for optimal visibility in various lighting conditions, including direct sunlight.



# 1.85" HD Color Touch Screen

- 1.200+cloud based watch faces
- 2.Customize your own watch face



Image: The smartwatch screen showcasing different watch face designs and the clear display quality.

## 4.2 Call Function

With its built-in microphone and Hi-Fi speaker, the MT65 allows you to make and answer calls directly from your wrist via Bluetooth.

- **Making Calls:** Access the dial pad or contacts list on the watch to initiate calls.
- **Answering Calls:** When a call comes in, you can answer or reject it directly from the watch screen.
- **Call Logs & Contacts:** View recent call history and access synced contacts.



Image: The smartwatch displaying call interface, demonstrating the ability to make and receive calls directly from the wrist.

### 4.3 Smart Notifications

Receive alerts for social media, messages, and other app notifications directly on your wrist, ensuring you never miss important updates.

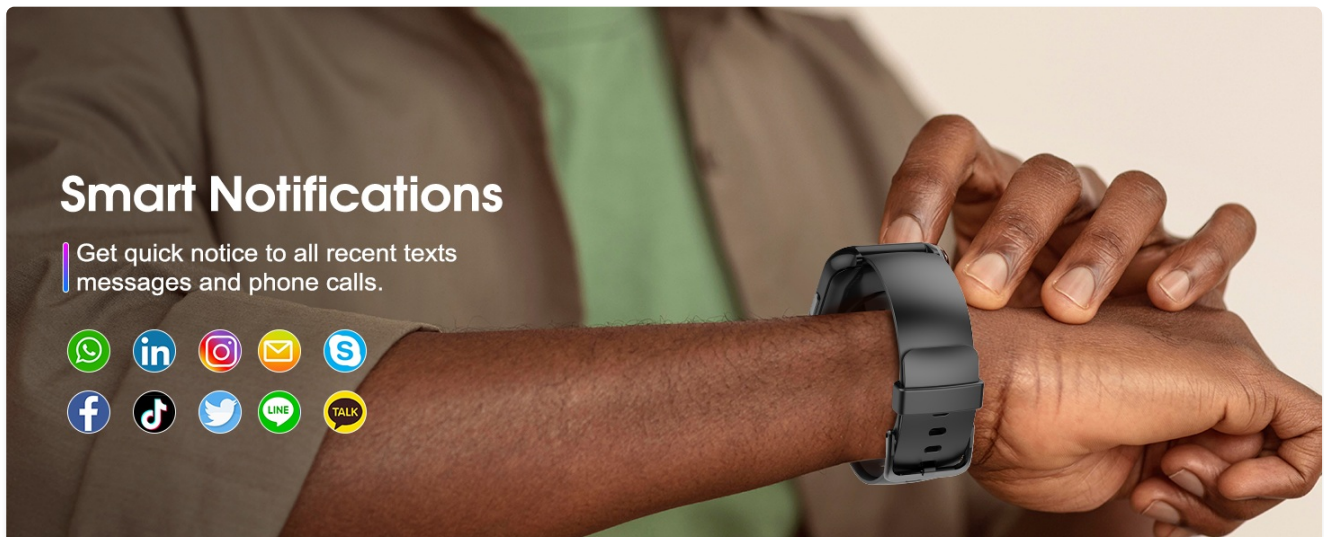


Image: The smartwatch receiving smart notifications from various applications, highlighting its connectivity features.

### 4.4 Watch Faces

Personalize your smartwatch with over 200 pre-designed watch faces available through the GloryFit app, or customize your own using your favorite photos.





Image: A selection of customizable watch faces and the option to personalize the dial with personal photos.

#### 4.5 Sport Modes

The MT65 supports over 110 sport modes, allowing you to accurately track your exercise time, calories burned, and other relevant data for various activities.

- Includes: Running, walking, hiking, badminton, basketball, boating, climbing, cycling, fitness, soccer, yoga, and more.



Image: Icons illustrating the wide range of over 110 sport modes supported by the smartwatch for comprehensive fitness tracking.

#### 4.6 Health Monitoring

Equipped with advanced sensors, the MT65 provides 24/7 health monitoring features:

- **Heart Rate Monitoring:** Accurately monitors your heart rate in real-time.
- **Sleep Tracking:** Automatically tracks your sleep status (deep, light, wakeful sleep) and provides a comprehensive sleep quality analysis.
- **Activity Tracking:** Records all-day activities such as steps, distance, and calories burned.
- All health data is presented in the "GloryFit" app for a comprehensive view of your health status.

Image: The smartwatch displaying real-time heart rate data, with a companion app showing historical heart rate trends.

## Make a Call on Your Wrist

The MT65 smartwatch ensuring that important calls will no longer be missed.



Image: The smartwatch screen showing detailed sleep quality monitoring, differentiating between deep, light, and awake sleep.

Image: The smartwatch and its app displaying comprehensive all-day activity tracking data, including calories, distance, steps, and heart rate.

### 4.7 Other Practical Features

The DUSONLAP MT65 Smart Watch offers a variety of additional features for convenience:

- Timer and Stopwatch
- Alarm Clock
- Find Your Phone function
- Sedentary Reminder
- Music Control
- Weather Forecast
- Do Not Disturb mode
- Photo Control (remote camera shutter)
- Female Cycle Tracking

## WHAT'S INCLUDED IN THE BOX

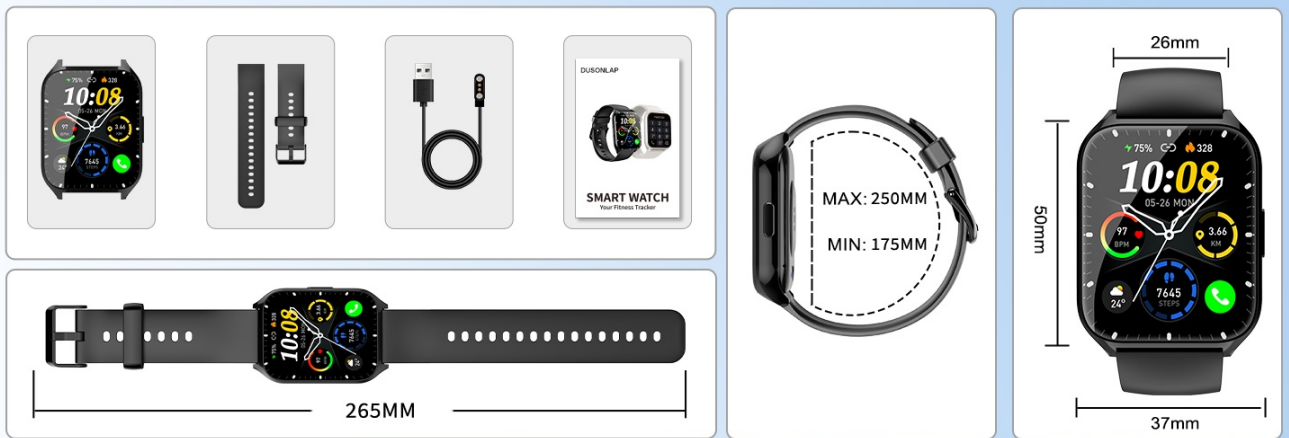


Image: A visual overview of the smartwatch's additional practical features, including music control, weather check, remote camera, breathing training, alarm clock, timer, find phone, and voice assistant.

## 5. MAINTENANCE

### 5.1 Waterproofing (IP68)

The DUSONLAP MT65 Smart Watch has an IP68 water and dust resistance rating. This means it can withstand:

- Sweat during exercise.
- Hand washing.
- Rain exposure.

**Important:** While IP68 rated, it is not recommended for swimming, diving, or prolonged submersion in water. Avoid exposure to hot water, steam, or strong water jets, as this may compromise the seal.

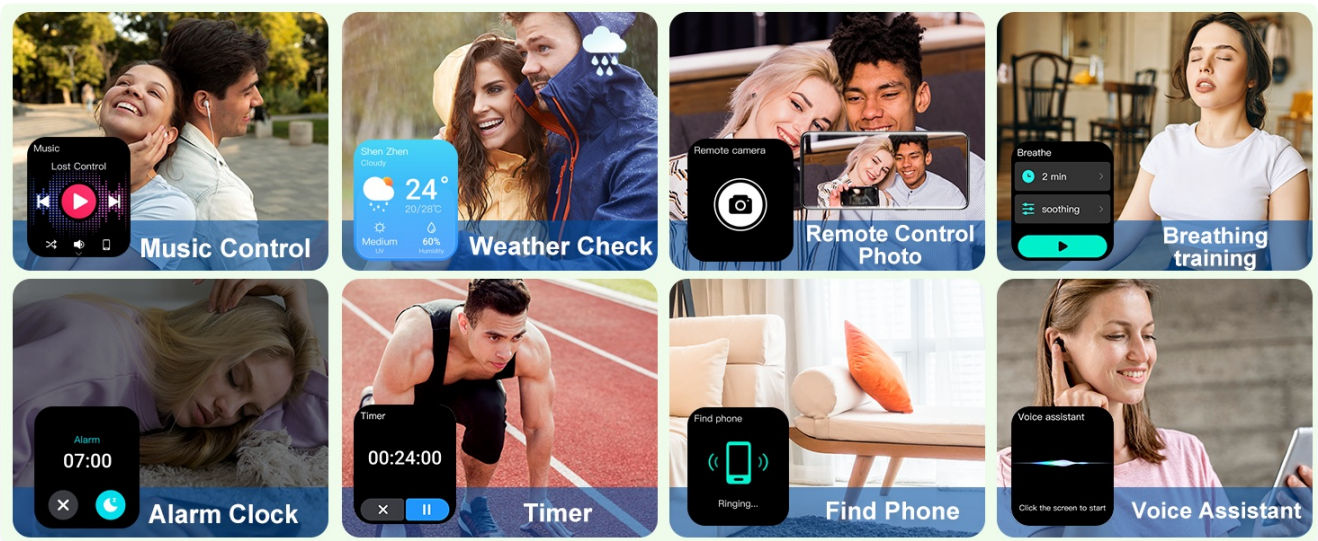


Image: The smartwatch's IP68 waterproof rating, indicating its resistance to sweat, hand washing, and rain.

### 5.2 Cleaning and Care

- Regularly clean the watch and strap with a soft, damp cloth.
- Avoid using harsh chemicals or abrasive materials.
- Ensure the charging contacts are clean and dry before charging.

## 6. TROUBLESHOOTING

Problem	Possible Solution
Watch not turning on.	Ensure the watch is fully charged. Connect it to the magnetic charging cable and a power source for at least 10 minutes.



Problem	Possible Solution
Cannot pair with phone.	<ul style="list-style-type: none"><li>◦ Ensure Bluetooth is enabled on your phone.</li><li>◦ Make sure the watch is within range of your phone.</li><li>◦ Restart both the watch and your phone.</li><li>◦ Check if the "GloryFit" app has necessary permissions.</li><li>◦ Forget the device in your phone's Bluetooth settings and try pairing again through the app.</li></ul>
Call function not working.	<ul style="list-style-type: none"><li>◦ Ensure the watch is connected for calls in your phone's Bluetooth settings (often appears as a separate Bluetooth connection for audio).</li><li>◦ Check app permissions for phone calls.</li><li>◦ Ensure the watch's volume is not muted.</li></ul>
Inaccurate health data.	<ul style="list-style-type: none"><li>◦ Ensure the watch is worn snugly on your wrist, not too loose or too tight.</li><li>◦ Clean the sensors on the back of the watch.</li><li>◦ Avoid excessive movement during measurements.</li></ul>
Notifications not appearing.	<ul style="list-style-type: none"><li>◦ Ensure the watch is connected to the app.</li><li>◦ Check notification permissions in the "GloryFit" app and your phone's system settings.</li><li>◦ Disable "Do Not Disturb" mode on the watch if it's active.</li></ul>

## 7. SPECIFICATIONS

Feature	Detail
Model Name	MT65
Brand	DUSONLAP
Screen Size	1.85 Inches HD Touch Color Screen
Connectivity Technology	Bluetooth 5.3
Battery Life (Typical Use)	Up to 7 days
Battery Life (Standby)	Up to 30 days
Charging Time	Approx. 2 hours
Water Resistance	IP68

Feature	Detail
Compatibility	iOS 9.0 or higher, Android 6.0 or higher
Health Monitoring	Heart Rate, Sleep Tracking, Steps, Distance, Calories
Sport Modes	100+ modes
Item Weight	2.82 ounces
Package Dimensions	6.14 x 3.43 x 0.75 inches
Country of Origin	China

### 8. WARRANTY AND CUSTOMER SUPPORT

DUSONLAP is committed to providing superior products and customer service.

- **Warranty:** Your DUSONLAP MT65 Smart Watch comes with a 24-month warranty from the date of purchase. This warranty covers manufacturing defects and malfunctions under normal use.
- **Customer Support:** If you encounter any product issues, have suggestions, or require assistance, please do not hesitate to contact DUSONLAP customer support. Your satisfaction is our top priority, and your feedback is critical to helping us improve our products.

Please refer to the contact information provided with your purchase or visit the official DUSONLAP website for support details.