


## Shooters Global SG Timer Go

# Shooters Global SG Timer GO Instruction Manual

Model: SG Timer Go with Belt Quick Release



## INTRODUCTION

The Shooters Global SG Timer GO is a smart shot timer designed to enhance training and dry fire practice. It features an advanced sensor, Bluetooth connectivity, and integrates with a free mobile application for comprehensive performance analysis. This manual provides essential information for setting up, operating, and maintaining your SG Timer GO.

## PRODUCT OVERVIEW

The SG Timer GO is a compact device equipped with a clear display and two primary control buttons. It is designed for ease of use and durability, offering a long battery life and versatile attachment options.




Figure 1: Shooters Global SG Timer GO with its display showing shot data and the quick release belt attachment.

### Key Features:

- **Advanced Smart Sensor:** Detects dry fire, CO2, .22LR, suppressed, 9mm, and larger firearm calibers. Filters out echoes to isolate your shots in noisy environments.
- **Bluetooth Connectivity:** Connects to the "Drills" mobile app for enhanced functionality.
- **Superior Battery Life:** Up to 5000 sessions on a single charge, rechargeable via USB-C.
- **Quick Release Belt Attachment:** Provides a secure and easily detachable connection to your belt.
- **Ergonomic Design:** Simple, intuitive menu with a top-mounted, large, easy-to-read screen.



Figure 2: Visual representation of the SG Timer GO's core features including its advanced sensor and battery life.

## SETUP

### 1. Charging the Device

The SG Timer GO is equipped with a Lithium Polymer battery and charges via a USB-C cable. Connect the provided USB-C cable to the device and a compatible power source. A full charge provides up to 5000 sessions.

### 2. Attaching the Belt Quick Release

The quick release mechanism allows for secure attachment and easy removal from your belt.

1. Align the quick release attachment with the slot on the back of the SG Timer GO.
2. Slide the attachment into place until it clicks securely.
3. To attach to a belt, slide the belt through the loop of the quick release.

4. To remove the timer, pull the lever on the quick release with your finger and slide the timer off.



Figure 3: The SG Timer GO and its quick release belt attachment, illustrating how they connect.



Figure 4: The SG Timer GO securely attached to a belt, ready for use.

### 3. Powering On/Off

- **To Power On:** Press and hold the large yellow Start button.
- **To Power Off:** The device is designed to automatically power off after 30 minutes of inactivity to conserve battery. There is no direct power-off button.

### 4. Connecting to the "Drills" Mobile App

The SG Timer GO connects via Bluetooth to the "Drills" app, available on both iOS and Android platforms. This app unlocks advanced features and allows for remote control and data analysis.

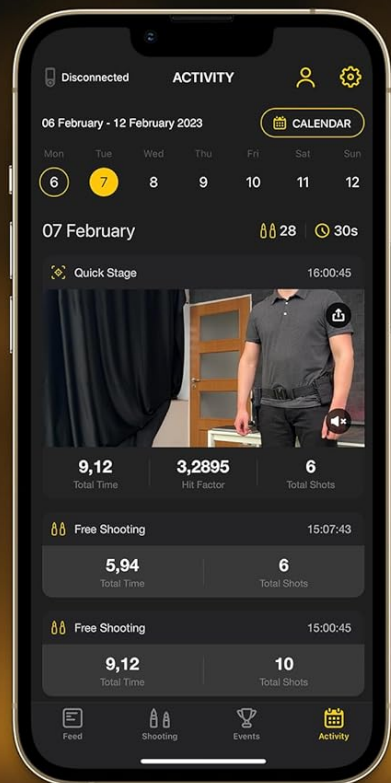
# CONNECT THE SG TIMER TO «DRILLS» MOBILE APP TO



**BUILD STAGES  
IN 3D AND AR**



**FILM TRAINING  
WITH SHOOT DATA**



**WATCH YOUR  
PROGRESS**

## AND MORE

Figure 5: The "Drills" mobile app interface, demonstrating its capabilities for training and analysis.

## OPERATING INSTRUCTIONS

### 1. Basic Controls

The device has two main buttons: a large yellow **Start** button and a smaller yellow **Function** button.



Figure 6: The side of the SG Timer GO, indicating the positions of the Start and Function buttons.

- **Start Button:** Initiates a timing sequence.
- **Function Button:** Cycles through different shooting modes and settings.

## 2. Cycling Through Modes

Press the **Function** button to cycle through available shooting modes directly on the device. Modes include:

- Live Fire (Common)
- .22LR
- Airsoft/Dry Fire
- Training Mode

- RO Mode (Range Officer)

### 3. Using the "Drills" App for Advanced Settings

For detailed configuration and advanced features, connect your SG Timer GO to the "Drills" mobile app via Bluetooth. The app allows you to:

- Adjust shot detection sensitivity and echo suppression.
- Control buzzer volume and delay.
- Create and manage custom drills and stages.
- Record training videos with real-time shot data overlays.
- Analyze performance statistics and track progress over time.

## MAINTENANCE

- **Charging:** Recharge the device using the provided USB-C cable when the battery indicator is low.
- **Cleaning:** Wipe the device with a soft, dry cloth. Avoid harsh chemicals or abrasive materials.
- **Water Resistance:** The SG Timer GO is water-resistant, but not waterproof. Avoid submerging the device in water.
- **Firmware Updates:** Shooters Global provides regular firmware updates to introduce new features and improvements. Check the "Drills" app or the official Shooters Global website for update instructions.

## TROUBLESHOOTING

### Device Not Turning Off

The SG Timer GO is designed to automatically power off after 30 minutes of inactivity. There is no manual power-off button. If the device remains on for an extended period without use, it will eventually shut down on its own.

### Shot Detection Issues

If the timer is not accurately detecting shots or is picking up too much background noise:

- Adjust the sensitivity settings within the "Drills" app.
- Ensure the echo suppression feature is enabled, especially in indoor ranges or environments with multiple shooters.

### Bluetooth Connectivity Problems

If the device is not connecting to the "Drills" app:

- Ensure Bluetooth is enabled on your smartphone.
- Make sure the SG Timer GO is powered on and within range of your smartphone.
- Restart both the SG Timer GO and the "Drills" app.
- Check for any available firmware updates for the timer or app updates for your smartphone.

## SPECIFICATIONS

Feature	Specification
Brand	Shooters Global

Model Number	SG Timer Go with Belt Quick Release
Dimensions	1.7"D x 2.3"W x 2.75"H
Item Weight	3.2 ounces
Material	Plastic
Screen Size	3 Inches
Battery Type	1 Lithium Polymer (included)
Charging Port	USB-C
Bluetooth Version	5.0
Water Resistance	No (Water-resistant, not waterproof)
UPC	792649432051

## WARRANTY AND SUPPORT

The SG Timer GO comes with a **2-year warranty**. Shooters Global also provides **lifetime support** with regular firmware updates to ensure your device remains up-to-date with the latest features and improvements. For support, please refer to the official Shooters Global website or contact their customer service.


## OFFICIAL PRODUCT VIDEO






Your browser does not support the video tag.

Video: JJ Racaza reviews the SG Timer GO, highlighting its features and comparing it to other models. This video provides insights into the device's functionality and benefits for training.

© 2023 Shooters Global. All rights reserved.

## Related Documents - SG Timer Go

	<p><a href="#">Shooters Global SG Timer 2 Specification and User Guide</a></p> <p>Detailed specifications, features, and usage instructions for the Shooters Global SG Timer 2, a device for enhancing shooting training and competition.</p>
---	---

	<p><a href="#">Shooters Global SG Timer Go Instruction Manual</a></p> <p>Instruction manual for the Shooters Global SG Timer Go (SST4B), detailing its features, usage, and FCC compliance.</p>
	<p><a href="#">Special Pie M1A2-F Firearm Shot Timer - Professional Shooting Equipment</a></p> <p>Discover the Special Pie M1A2-F Firearm Shot Timer, a versatile and accurate device for competitive shooting, training, and personal practice. Features include stopwatch, countdown, Bluetooth connectivity, and IP4 waterproof rating.</p>
	<p><a href="#">MacGregor SK3048 Wireless Timer &amp; Scorer Operating Instructions</a></p> <p>Operating instructions for the MacGregor SK3048 wireless timer and scorer. This document details setup, operation, and specifications for various sports timing and scoring functions, including game timer, shot clock, stopwatch, and metronome.</p>
	<p><a href="#">Shooters Global SG Timer 2 Specification and User Guide</a></p> <p>Detailed specifications, features, and usage instructions for the Shooters Global SG Timer 2, a device for enhancing shooting training and competition.</p>
	<p><a href="#">Altronix Tempo2 Installation Guide: One-Shot/Test Timer</a></p> <p>Comprehensive installation guide for the Altronix Tempo2 Digital Test / Trigger Mode Timer, covering overview, specifications, one-shot features, test timer programming, trigger mode programming, and typical applications.</p>