

[Manuals.plus](#) /

> [Nillkin](#) /

> Nillkin TW004 Wireless Earbuds Instruction Manual

Nillkin TW004

Nillkin TW004 Wireless Earbuds Instruction Manual

Model: TW004

1. INTRODUCTION

The Nillkin TW004 Wireless Earbuds are designed for audio playback and communication, featuring Bluetooth 5.0 connectivity, CVC noise cancellation, and IPX5 water resistance. This manual provides instructions for proper setup, operation, and maintenance of your earbuds.

2. PACKAGE CONTENTS

Please verify that all items are present in your package:

- Nillkin TW004 Wireless Earbuds (Left and Right)
- Charging Case
- USB Charging Cable
- Multiple Sizes of Ear Tips (S, M, L)
- User Manual

TW004 Wireless Earbuds




Excellent sound
quality



Apt-X audio
decoding


CVC noise
cancellation


Qualcomm 5.0


TWS Plus


Mini compact
design


13hrs
playtime


IPX5 water-
resistance

Image: Nillkin TW004 Wireless Earbuds and Charging Case, illustrating key features such as excellent sound quality, Apt-X audio decoding, CVC noise cancellation, Qualcomm 5.0, TWS Plus, mini compact design, 13 hours playtime, and IPX5 water-resistance.

3. PRODUCT FEATURES

- **Bluetooth 5.0:** Provides stable and efficient wireless connection.
- **CVC Noise Cancellation:** Enhances call clarity by reducing ambient noise.
- **Apt-X High Audio Decoding:** Delivers lossless sound quality with minimal transmission delay.
- **IPX5 Water Resistance:** Protects against sweat and light splashes, suitable for sports.
- **Touch Control:** Intuitive controls for music playback and call management.
- **Compact and Lightweight Design:** Ergonomic fit for comfortable and stable wearing.
- **Extended Battery Life:** Up to 13 hours of continuous earphone use, with additional charges from the case.



Image: A banner displaying the Nillkin TW004 Wireless Earbuds and charging case, highlighting features such as excellent sound quality, Apt-X audio decoding, CVC noise cancellation, Qualcomm 5.0, TWS Plus, mini compact design, 13 hours playtime, and IPX5 water-resistance.

4. SETUP

4.1 Charging the Earbuds and Case

Before first use, fully charge the earbuds and the charging case. Connect the provided USB charging cable to the charging case and a power source. The indicator lights on the case will show the charging status. Ensure the earbuds are properly seated in the charging slots inside the case.



Image: Nillkin TW004 Earbuds and charging case displaying Bluetooth V5.0, 13 hours continuous earphone use, 52 hours with charging box, 50 days standby time, 500mAh charging box battery, and 4-5 times earphone charging capacity.

4.2 Automatic Power On and Pairing


Once removed from the charging case, the earbuds will automatically power on and enter pairing mode. On your device (e.g., smartphone), enable Bluetooth and search for 'Nillkin TW004' in the list of available devices. Select it to connect. A voice prompt will confirm successful pairing.

Your browser does not support the video tag.

Video: An official product video demonstrating the automatic power-on and pairing process of the Nillkin TW004 Wireless Earbuds when removed from their charging case.

4.3 Wearing the Earbuds

Choose the ear tips that provide the most comfortable and secure fit for your ears. Insert the earbuds into your ear canals and gently twist them to ensure a snug fit. A proper fit is essential for optimal sound quality and noise isolation.



Mini body design, light and stable wearing

Ergonomic + invisible design, only 5.6g weight for each earphone with silicone ear tip, which is fit for human auricle.

Image: A person wearing a Nillkin TW004 earbud, demonstrating the mini body design and stable fit in the ear. The image emphasizes the ergonomic and invisible design, with a weight of only 5.6g per earphone, suitable for human auricle.




Image: Illustration showing small (S), medium (M), and large (L) ear tips, indicating options for a customized and stable fit for the Nillkin TW004

5. OPERATING INSTRUCTIONS

5.1 Touch Controls

The Nillkin TW004 earbuds feature touch-sensitive controls on the outer surface of each earbud. Refer to the following table for common functions:

Action	Function
Single Tap (Left/Right)	Play/Pause music, Answer/End call
Double Tap (Right)	Next Track
Double Tap (Left)	Previous Track
Long Press (Left/Right)	Reject Call, Activate Voice Assistant



Touch control, easy operation

Touch MFB of earphone to switch music and make call, free and easy to play music

Image: A hand demonstrating touch control on a Nillkin TW004 earbud, illustrating the ease of operation for switching music and managing calls.

5.2 Power On/Off

- **Power On:** The earbuds automatically power on when removed from the charging case.
- **Power Off:** Place the earbuds back into the charging case to automatically power them off and begin charging.

6. MAINTENANCE

6.1 Cleaning

Regularly clean your earbuds and charging case to ensure optimal performance and hygiene.

- Use a soft, dry, lint-free cloth to wipe the earbuds and charging case.
- Remove ear tips and clean them with mild soap and water. Ensure they are completely dry before reattaching.
- Gently clean the charging contacts on both the earbuds and inside the case with a dry cotton swab.

6.2 Storage

When not in use, store the earbuds in their charging case to protect them from dust, damage, and to keep them charged.



Image: Nillkin TW004 earbuds with water droplets on their surface, illustrating their IPX5 waterproof rating, suitable for sports and protection against sweat and rain.

7. TROUBLESHOOTING

If you encounter issues with your Nillkin TW004 Wireless Earbuds, refer to the following common solutions:

- **Earbuds not pairing:**
Ensure both earbuds are fully charged. Place them back in the case, then remove them to re-enter pairing mode. Delete 'Nillkin TW004' from your device's Bluetooth list and attempt to pair again.
- **No sound from one earbud:**
Check if both earbuds are charged. Try resetting the earbuds by placing them in the charging case and then taking them out. Ensure they are properly paired as a stereo pair.
- **Charging case not charging:**
Verify the USB cable is securely connected to both the case and the power source. Try a different charging cable or power adapter.
- **Poor sound quality:**
Ensure the earbuds are properly seated in your ears with the correct size ear tips. Move closer to your connected device to avoid interference.
- **Touch controls unresponsive:**
Ensure your fingers are clean and dry. Try cleaning the touch surface of the earbuds.

8. SPECIFICATIONS

Feature	Detail
Model Number	TW004 (GO TW004)
Bluetooth Version	5.0
Control Method	Touch

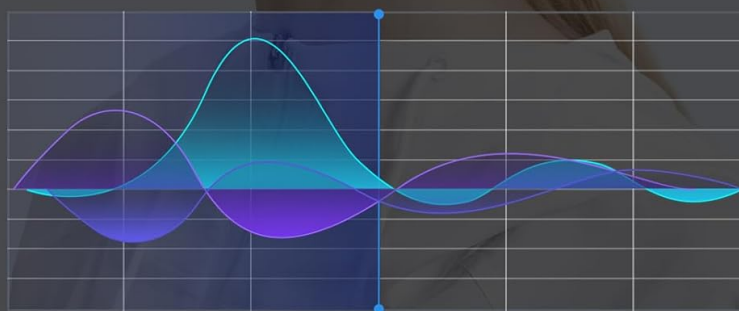
Feature	Detail
Water Resistance	IPX5
Earphone Playtime	Up to 13 hours (continuous)
Total Playtime (with case)	Up to 65 hours
Charging Case Battery	500mAh
Audio Decoding	Apt-X
Noise Cancellation	CVC

Apt-X high audio decoding, lossless sound quality

Qualcomm Apt-X high specification audio decoding, zero transmission delay and strong compatibility, perfectly present nuance of music.



CVC noise cancellation



Before

After

Image: Nillkin TW004 earbud illustrating Apt-X high audio decoding for lossless sound quality and a graph demonstrating CVC noise cancellation effectiveness before and after.

9. WARRANTY AND SUPPORT

Nillkin products are manufactured to high quality standards. For warranty information, technical support, or customer service inquiries, please refer to the warranty card included in your product packaging or visit the official Nillkin website. Keep your purchase receipt as proof of purchase.

