

KAPEYDESI Captain 400

KAPEYDESI Wireless Gaming Headset Captain 400 User Manual

Model: Captain 400

1. INTRODUCTION

The KAPEYDESI Captain 400 is a versatile wireless gaming headset designed for an immersive audio experience across multiple platforms. Featuring a 50mm dynamic driver, ENC noise-canceling microphone, and multiple connectivity options, this headset provides clear sound and communication for gaming and entertainment.

Key features include:

- Advanced 50mm PET Dynamic Drivers for precise audio.
- ENC (Environmental Noise Canceling) microphone for clear voice communication.
- Three connection modes: 2.4GHz wireless, Bluetooth 5.2, and 3.5mm wired.
- Extended battery life of over 40 hours.
- Comfortable design with breathable mesh earmuffs.

IMMERSIVE GAMING EXPERIENCE WITH CLEAR COMMUNICATION

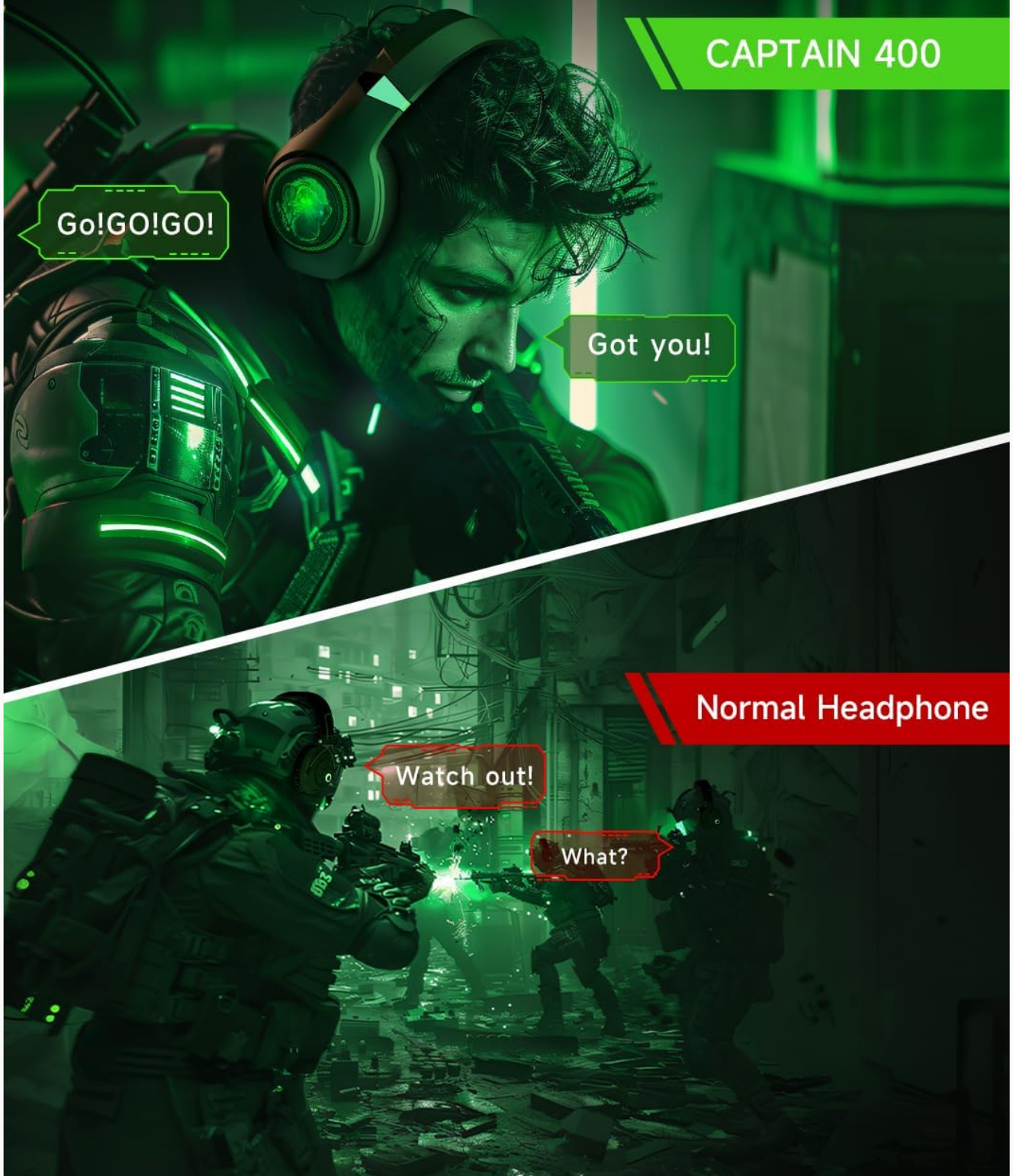


Image: The Captain 400 headset provides clear communication, enhancing the gaming experience.

2. PACKAGE CONTENTS

Please verify that all items are present in your package:

- 1 x KAPEYDESI Captain 400 Gaming Headset
- 1 x Detachable Noise-canceling Microphone
- 1 x USB Transmitter (2.4GHz Wireless Dongle)
- 1 x Type-C Charging Cable
- 1 x 3.5mm Aux Cable
- 1 x User Manual (this document)



Image: The KAPEYDESI Captain 400 headset and its complete set of accessories.

3. PRODUCT OVERVIEW

Familiarize yourself with the main components of your Captain 400 headset:

- **Headband:** Adjustable for a comfortable fit.

- **Earcups:** Feature breathable mesh earmuffs and house the 50mm dynamic drivers.
- **Controls:** Integrated buttons for power, volume, and mode switching.
- **Microphone Port:** For attaching the detachable microphone.
- **Charging Port:** USB Type-C for charging the internal battery.
- **3.5mm Audio Jack:** For wired connections.

UPGRADED BLUETOOTH 5.2



Image: Design elements of the Captain 400 headset focusing on comfort and adjustability.

PREMIUM DYNAMIC DRIVER

Superior Voice Quality & Impeccable Sound Clarity

Mesh Professional
Gaming Earmuffs

PET Shockproof
Protector

Neodymium Magnet

Ring Transducer

Image: Internal structure of the premium dynamic driver for superior sound quality.

4. SETUP


4.1 Initial Charging

Before first use, fully charge the headset. Connect the supplied Type-C charging cable to the headset's charging port and a USB power source. A full charge takes approximately 2.5 hours. The headset can be used while charging.


4.2 Attaching the Microphone

Insert the detachable noise-canceling microphone into the designated port on the left earcup until it clicks securely into place. Ensure it is fully inserted for proper function.

GAMING HEADSET WITH MICROPHONE

 "ENC" Noise Cancelling



 Omni-directional




 Detachable Mic

Image: The detachable microphone with ENC technology.

5. OPERATING INSTRUCTIONS

5.1 Power On/Off

Press and hold the power button (usually located on one of the earcups) for a few seconds to turn the headset on or off.

5.2 Connectivity Modes

The Captain 400 headset supports three connection types:

1. 2.4GHz Wireless Connection:

- Insert the USB transmitter into a compatible port on your PC, PS4, PS5, or Nintendo Switch.
- The headset will automatically connect to the transmitter.
- This mode offers ultra-low latency ($\leq 20\text{ms}$) and a stable connection up to 49 feet.
- **Note:** Wireless mode is not compatible with Xbox series consoles.


2. Bluetooth 5.2 Connection:

- Double-click the mode button on the headset to switch to Bluetooth mode.
- On your mobile device (phone, tablet, or Nintendo Switch), search for "Captain 400" in the Bluetooth settings and pair.
- The Bluetooth range is approximately 50 feet.

3. 3.5mm Wired Connection:

- Connect the supplied 3.5mm Aux cable to the headset's 3.5mm jack and your device's audio output.
- This mode is compatible with all platforms, including Xbox series consoles.
- **Note:** For Xbox series controllers, an adapter (not included) may be required, as the cable does not work directly with some Xbox controllers. The headset must be powered off for wired mode.

3 TYPES OF CONNECTION



2.4GHZ WIRELESS



USB Type-A



BIUETOOTH MODE



Bluetooth 5.2



WIRED MODE



3.5MM Jack



- a** **USB Interface: PS4/5, Notebook, Desktop, MAC, Switch, etc**
(Wireless mode not compatible with Xbox series)
- b** **Bluetooth: Phone, Pad, Laptop, etc.**
(Wireless mode not compatible with Xbox series)
- c** **3.5MM Jack Wired: All platform.**
(Xbox series consoles only support wired connections)

Image: Visual guide to the three available connection methods.

ULTRA-LOW LATENCY MADE FOR GAMERS

 Delay $\leq 20\text{ms}$

 Accessible Connection $\leq 49\text{ft}$



Image: The headset connected wirelessly via 2.4GHz to a gaming console.

6. CHARGING AND BATTERY LIFE

The Captain 400 headset is equipped with a long-lasting battery:

- **Battery Life:** Over 40 hours of use without LED lights.
- **LED Mode Battery Life:** Up to 25 hours with LED lights enabled. Lights can be disabled at any time to conserve battery.
- **Charging Time:** Approximately 2.5 hours for a full charge.
- **Low Battery Indicator:** Voice prompts will notify you when the power level falls below 3%.
- **Use While Charging:** The headset supports usage during charging, allowing for uninterrupted gaming or work.

SUPER BATTERY LIFE



Over 40H
Without LED Light



22H With
Dazzling Light



2.5H Fully
Charged

40H



Image: Battery performance details for the Captain 400 headset.

7. MAINTENANCE

To ensure the longevity and optimal performance of your KAPEYDESI Captain 400 headset, follow these maintenance guidelines:

- **Cleaning:** Use a soft, dry cloth to clean the headset. For the mesh earmuffs, gently wipe with a slightly damp cloth if necessary, and allow to air dry completely before use. Avoid harsh chemicals or abrasive materials.
- **Storage:** Store the headset in a cool, dry place away from direct sunlight and extreme temperatures.
- **Cable Care:** Avoid sharp bends or excessive pulling on the cables (charging and aux) to prevent damage.
- **Microphone:** When not in use, detach the microphone and store it safely to prevent bending or damage.

8. TROUBLESHOOTING

If you encounter issues with your headset, please refer to the following common solutions:

Problem	Possible Solution
No sound / Low volume	<ul style="list-style-type: none">• Ensure the headset is powered on and charged.• Check volume levels on both the headset and your connected device.• Verify the correct audio output device is selected in your device's sound settings.• For 2.4GHz, ensure the USB transmitter is properly inserted.• For Bluetooth, ensure the headset is paired and connected.• For wired, ensure the 3.5mm cable is fully inserted and the headset is powered off.
Microphone not working	<ul style="list-style-type: none">• Ensure the microphone is securely attached.• Check if the microphone is muted on the headset or your device.• Verify the correct microphone input device is selected in your device's sound settings.• Note: The microphone does not work for Nintendo Switch.• If the microphone does not work when using PS5, please contact customer support.
Cannot connect wirelessly (2.4GHz/Bluetooth)	<ul style="list-style-type: none">• Ensure the headset is in the correct connection mode (2.4GHz or Bluetooth).• For 2.4GHz, try re-inserting the USB transmitter.• For Bluetooth, unpair and re-pair the headset with your device.• Ensure the headset is within the effective range of the transmitter/device.• Restart both the headset and your device.
Xbox controller 3.5mm connection issue	<ul style="list-style-type: none">• Note: An adapter (not included) may be required for some Xbox controllers when using the 3.5mm cable. The headset must be powered off for wired mode.

9. SPECIFICATIONS

Feature	Specification
Model Name	Captain 400
Connectivity Technology	2.4GHz USB Wireless, Bluetooth V5.2, 3.5mm Jack Wire
Wireless Communication	2.4GHz, Bluetooth
Bluetooth Version	5.2
Bluetooth Range	50 Feet (approx. 15 meters)
Audio Latency	≤ 20 Milliseconds (2.4GHz mode)
Audio Driver Size	50 Millimeters
Audio Driver Type	Dynamic Driver
Frequency Range	20 Hz - 20,000 Hz
Impedance	20 Ohm
Noise Control	Sound Isolation (ENC Microphone)
Headphones Jack	3.5 mm Jack
Compatible Devices	PC, Mac, Laptop, Desktop, PS5, PS4, Switch, Xbox Series X S (3.5mm wired)
Control Type	Volume Control, Push Button
Cable Feature	Detachable
Battery Life	40+ Hours (without LED), 25 Hours (with LED)
Charging Time	Approx. 2.5 Hours
Material	ABS, Mesh Earmuffs, Metal
Item Weight	1.19 pounds (approx. 540g)
Water Resistance Level	Not Water Resistant

10. WARRANTY AND SUPPORT

KAPEYDESI is committed to providing high-quality products and customer satisfaction. While specific warranty details are not provided in this manual, KAPEYDESI offers expert customer support.

If you have any questions, concerns, or require assistance with your Captain 400 Wireless Gaming Headset, please contact KAPEYDESI customer support. You can expect a response within 12-24 hours, ensuring comprehensive assistance for all users.

For the most up-to-date warranty information and support contact details, please refer to the official KAPEYDESI website or the product listing where you made your purchase.



© 2024 KAPEYDESI. All rights reserved.