

[Manuals.plus](#) /

> [KAISASA](#) /

> KAISASA Black Hair Dye Shampoo 3-in-1 User Manual

KAISASA B0FKMSSJD5

KAISASA Black Hair Dye Shampoo 3-in-1 User Manual

INTRODUCTION

The KAISASA Black Hair Dye Shampoo 3-in-1 is designed to simplify the hair coloring process, offering a convenient solution for covering gray hair while simultaneously cleansing and conditioning. This product aims to provide a natural-looking, long-lasting color with ease of application.

SAFETY INFORMATION

Important: Always perform an allergy patch test 48 hours before each use, even if you have used hair coloring products previously.

- Do not use this product if you have previously experienced an allergic reaction to any hair color shampoo.
- If you are pregnant, consult your healthcare provider before using this product.
- Avoid contact with eyes. If contact occurs, rinse immediately with plenty of water.
- Wear appropriate gloves during application.
- Keep out of reach of children.

For detailed safety instructions, please refer to the product packaging.

PRODUCT OVERVIEW

The KAISASA Black Hair Dye Shampoo is a 3-in-1 formula designed to color, cleanse, and condition your hair in one simple step. It is formulated to provide 100% gray coverage, leaving your hair with a natural, vibrant look.

HAIR DYE SHAMPOO

FOR HAIR COVERAGE

96%

said it provides natural, long-lasting gray coverage with excellent color results!

93%

said it's easier to apply and rinse out compared to traditional hair dyes.

88%

said their hair felt softer and healthier after using KAISASA.

Based on a validation study, this research conducted a 30-day usage test of KAISASA hair dye shampoo involving 450 users.



Image: The KAISASA Black Hair Dye Shampoo bottle, highlighting its 3-in-1 features for shine, color, moisturizing care, and healthy hair.

Key Features:

- **100% Gray Coverage:** Effectively covers gray hair for a youthful appearance.
- **Convenient & Easy Application:** Used like a regular shampoo, no complex mixing or tools required.
- **Long-Lasting Color:** Designed to maintain your desired shade for an extended period.
- **Gentle Nourishing Formula:** Enriched with natural herbal extracts to nourish and strengthen hair while coloring.
- **Suitable for All Hair Types:** Delivers even coverage for various hair textures.

WHAT'S INCLUDED

Your KAISASA Black Hair Dye Shampoo package typically includes:

- 1 bottle of KAISASA Black Hair Dye Shampoo (500ml)
- Disposable gloves (usually included in sachets)

SETUP AND PREPARATION

1. **Perform a Patch Test:** 48 hours before full application, apply a small amount of the shampoo to a discreet area of skin (e.g., behind the ear or inner elbow). Observe for any allergic reactions such as redness, itching, or swelling. If irritation occurs, do not use the product.
2. **Gather Supplies:** Ensure you have the hair dye shampoo, disposable gloves, an old towel to protect clothing, and a timer.
3. **Protect Your Skin:** Apply a thin layer of petroleum jelly or a thick cream around your hairline, ears, and neck to prevent skin staining.
4. **Wear Gloves:** Put on the provided disposable gloves before handling the shampoo.
5. **Ensure Hair is Dry:** For optimal results, apply the shampoo to dry hair.

OPERATING INSTRUCTIONS (APPLICATION)

Follow these steps for effective application of the KAISASA Black Hair Dye Shampoo:

1. **Dispense Shampoo:** Press the pump to dispense an appropriate amount of the shampoo into your gloved hands. Ensure both components are mixed well in your palm.



Image: A gloved hand dispensing the hair dye shampoo, showing the two components mixing.

2. **Apply to Dry Hair:** Apply the shampoo evenly to your dry hair, focusing on areas with gray hair.

3 in 1

- ✓ COLOR
- ✓ CLEANSE
- ✓ CONDITION

1



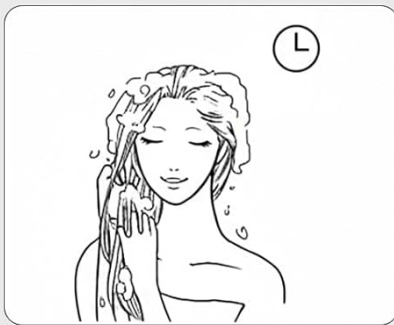
START

2



APPLY

3



LET SIT 15-20mins

4



RINSE

Image: A visual guide illustrating the four steps of applying the 3-in-1 hair dye shampoo: Start, Apply, Let Sit, and Rinse.

- Lather and Massage:** Gently massage the shampoo into your hair, ensuring full coverage from roots to ends, similar to how you would with regular shampoo.



Image: A woman applying and lathering the hair dye shampoo, demonstrating the massage step for even distribution.

- Wait:** Leave the shampoo on your hair for 15-20 minutes. For stubborn gray hair or a more intense color, you may extend the waiting time slightly, but do not exceed 30 minutes.

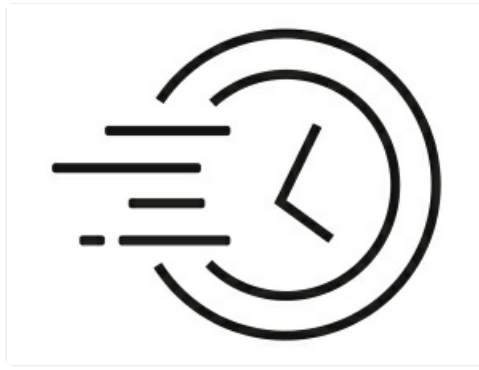


Image: A clock icon symbolizing the recommended waiting period for the hair dye shampoo to process.

- 5. Rinse Thoroughly:** Rinse your hair with lukewarm water until the water runs clear. Ensure all shampoo residue is removed.



Image: A woman rinsing her hair under a shower, illustrating the final step of washing out the shampoo.

- 6. Dry and Style:** Gently towel dry your hair and style as usual.

Application Videos:

Your browser does not support the video tag.

Video: Official KAISASA Hair Dye Shampoo application guide, demonstrating the ease of use and results.

Your browser does not support the video tag.

Video: A user demonstration highlighting the easy application and effective gray coverage of the KAISASA Hair Dye Shampoo.

MAINTENANCE


To maintain your hair color and health:

- Reapply the hair dye shampoo as needed, typically every 2-4 weeks, depending on hair growth and desired color intensity.
- Use color-safe shampoos and conditioners to prolong the vibrancy of your hair color.
- Minimize exposure to harsh sunlight and chlorinated water, which can fade hair color.

Before



After



Restores Black

15-20 minutes time looks natural.


Image: Before and after comparison of a woman's hair, demonstrating the effective gray coverage achieved with the black hair dye shampoo.

BEFORE AND AFTER RESULTS




Image: Before and after comparison of a man's hair and beard, demonstrating the effective gray coverage achieved with the black hair dye shampoo.


USE EFFECT SHOW



Black



Dark Brown



Chestnut Brown

*Because the background color and hair quality of the individual's hair are different, there may be a slight color difference between the dyed color and the effect picture

Image: A visual comparison showing the "Use Effect Show" for Black, Dark Brown, and Chestnut Brown hair dye, illustrating the potential color differences based on individual hair background and quality.

TROUBLESHOOTING

- **Color Not Even:** Ensure thorough application and massage to distribute the shampoo evenly. For very thick or long hair, consider sectioning your hair during application.
- **Color Too Light/Dark:** Adjust the waiting time in subsequent applications. A shorter time for lighter results, a longer time (up to 30 minutes) for darker or more intense coverage.
- **Skin Staining:** Always apply petroleum jelly around the hairline. If staining occurs, gently wipe with a damp cloth immediately.
- **Allergic Reaction:** If you experience any adverse reactions (itching, redness, swelling), rinse immediately and discontinue use. Consult a medical professional if symptoms persist.

SPECIFICATIONS

Brand	KAISASA
Product Name	Black Hair Dye Shampoo 3-in-1
Model Number (ASIN)	B0FKMSSJD5
Item Form	Liquid
Hair Type	All
Scent	Scented
Age Range (Description)	Adult
Package Dimensions	10.04 x 4.61 x 3.07 inches
Item Weight	9.91 ounces
Volume	500ml (16.9 fl oz)

WARRANTY AND SUPPORT

For any product-related inquiries, support, or warranty information, please contact the manufacturer, KAISASA, directly through their official channels or the retailer where the product was purchased.

This product is verified by Transparency, ensuring authenticity. Each item has a unique code that is verified before shipping.

