

TELESIN PFK-AU-S1-MNP-01

TELESIN Mini Selfie Stick Tripod User Manual

Model: PFK-AU-S1-MNP-01

INTRODUCTION

Thank you for choosing the TELESIN Mini Selfie Stick Tripod. This versatile accessory is designed to enhance your action camera experience, functioning as both a compact selfie stick and a stable tripod. This manual provides essential information for the proper setup, operation, and maintenance of your device. Please read these instructions carefully before use.

PRODUCT OVERVIEW

The TELESIN Mini Selfie Stick Tripod is a lightweight and portable 2-in-1 accessory. It features an extendable pole for selfie shots and a foldable tripod base for stable stationary recording. It is primarily compatible with GoPro Hero 12, Hero 11, and other action cameras using a standard mounting finger system. For other cameras, a 1/4-inch adapter (not included) may be required.





This image displays the TELESIN Mini Selfie Stick Tripod fully extended with a GoPro camera mounted at the top. The tripod legs are folded, indicating its use as a selfie stick. The device is black.

SETUP

1. **Unpacking:** Carefully remove the selfie stick tripod from its packaging. Inspect for any visible damage.
2. **Attaching Your Camera:**
 - Locate the mounting fingers at the top of the selfie stick.
 - Align your action camera's mounting base with the selfie stick's mounting fingers.
 - Insert the provided thumbscrew through the aligned holes and tighten it securely. Ensure the camera is firmly attached and does not wobble.
3. **Extending the Stick:** Grasp the base and the camera mount, then gently pull the sections apart to extend the

stick to your desired length.

4. **Deploying the Tripod Legs:** To use as a tripod, hold the main body and gently pull the three legs outwards until they lock into position, forming a stable base.

OPERATING INSTRUCTIONS

- **Using as a Selfie Stick:**
 - Ensure the tripod legs are folded and secured against the main body.
 - Extend the stick to your preferred length.
 - Adjust the camera angle using the ball head or mounting joint for optimal framing.
 - Hold the handle firmly and capture your footage.
- **Using as a Tripod:**
 - Deploy the tripod legs until they are fully extended and stable on a flat surface.
 - Adjust the stick's height and camera angle as needed.
 - Ensure the tripod is placed on a stable, level surface to prevent tipping.
- **Adjusting Camera Angle:** The mounting joint allows for tilt and swivel adjustments. Loosen the thumbscrew slightly to adjust the angle, then re-tighten to secure the camera in position.

MAINTENANCE

- **Cleaning:** Wipe the selfie stick tripod with a soft, dry cloth. For stubborn dirt, a slightly damp cloth can be used, followed by immediate drying. Avoid harsh chemicals or abrasive cleaners.
- **Storage:** Store the device in a cool, dry place away from direct sunlight and extreme temperatures. Ensure it is fully collapsed and the legs are folded for compact storage.
- **Care for Moving Parts:** Periodically check the extension mechanisms and tripod leg hinges for smooth operation. Do not force any parts if they feel stiff.

TROUBLESHOOTING

- **Camera Wobbles:** Ensure the thumbscrew attaching the camera to the mount is fully tightened. Check that the camera's mounting base is correctly seated in the selfie stick's fingers.
- **Tripod Instability:** Verify that the tripod legs are fully deployed and locked into position. Ensure the tripod is placed on a flat, stable surface. Avoid extending the stick to its maximum length when using as a tripod on uneven ground.
- **Stick Does Not Extend/Retract Smoothly:** Check for any debris or obstructions in the extension sections. Clean the pole sections if necessary. Do not apply excessive force.

SPECIFICATIONS





Feature	Specification
Model Number	PFK-AU-S1-MNP-01
Package Dimensions	6.14 x 2.17 x 1.85 inches
Item Weight	4.2 ounces (0.12 Kilograms)


Minimum Height	12.1 Inches
Maximum Height	40 Centimeters
Compatible Devices	Camera (GoPro Hero 12, Hero 11, etc.)
Special Feature	Adjustable, Portable
Tripod Head Type	Ball Heads

WARRANTY AND SUPPORT

TELESIN products are manufactured to high-quality standards. For information regarding warranty coverage, please refer to the warranty card included with your purchase or visit the official TELESIN website. For technical support or inquiries, please contact TELESIN customer service through their official channels.

Related Documents - PFK-AU-S1-MNP-01

	<p>TELESIN GP-WBT-001 Underwater Remote Selfie Stick User Manual</p> <p>User manual for the TELESIN GP-WBT-001 underwater remote selfie stick, detailing installation, functions, warnings, and charging for action cameras like GoPro.</p>
	<p>TELESIN Shorty Rechargeable Tripod with Remote Control User Manual</p> <p>User manual for the TELESIN Shorty Rechargeable Tripod with Remote Control, covering setup, operation, features, and safety warnings for camera use. Includes product specifications and regulatory information.</p>
	<p>TELESIN Underwater Selfie Stick with Remote Control Quick Start Guide for GoPro HERO 13/12/11/10/9/8</p> <p>A quick start guide for the TELESIN Underwater Selfie Stick with Remote Control, compatible with GoPro HERO 13/12/11/10/9/8 cameras. Includes installation, connection, functions, and charging instructions.</p>
	<p>Telesin GP-PB-001 Power Bank Charger for GoPro Hero Cameras - User Manual</p> <p>Comprehensive user manual for the Telesin GP-PB-001 power bank and charger, designed for GoPro Hero cameras. Learn about its features, usage, specifications, and safety precautions.</p>

	<p>TELESIN GP-WBT-001 Underwater Selfie Stick with Remote Control User Guide</p> <p>Official user guide for the TELESIN GP-WBT-001 Underwater Selfie Stick with Remote Control, compatible with GoPro HERO 12/11/10/9/8/MAX cameras. Includes setup, functions, warnings, and specifications.</p>
<p>Technický návod</p> <p>TELESIN GP-WBT-001</p> <p>Technický návod k použití podvodného selfie tyče s dálkovým ovládacím zařízením. Tento návod obsahuje důležité informace o bezpečnosti, funkci a specifikacích produktu. Před použitím si pozorně přečtěte tento návod.</p> <p>Obsah:</p> <ul style="list-style-type: none">1. Úvod2. Bezpečnostní varování3. Funkce a ovládání4. Specifikace5. Přílohy <p>Specifikace:</p> <ul style="list-style-type: none">Typ: GP-WBT-001Barva: ČernáPodpora kamer: GoPro HERO 12/11/10/9/8/MAXMaximální hloubka: 30mMaximální délka: 1,2mMaximální šířka: 3,5cmMaximální hmotnost: 150g	<p>Telesin GP-MNP-T01 Floating Selfie Stick for Sports Cameras - User Manual</p> <p>User manual for the Telesin GP-MNP-T01 floating selfie stick for sports cameras. Includes product description, intended use, safety instructions, specifications, and package contents.</p>