

Avatar Controls BMSL16

Avatar Controls 9FT Smart LED Christmas Cone Tree Instruction Manual

MODEL: BMSL16

INTRODUCTION

This manual provides comprehensive instructions for the setup, operation, and maintenance of your Avatar Controls 9FT Smart LED Christmas Cone Tree. This outdoor lighting solution offers customizable color-changing effects, smart app control, and various interactive features to enhance your holiday decorations.

Please read this manual thoroughly before installation and operation to ensure proper use and longevity of your product.

PACKAGE CONTENTS

Verify that all components listed below are included in your package:

- 9FT Foldable Outdoor Christmas Tree Lights
- Sturdy Stand Kit (Base and Poles)
- Star Tree Topper
- Remote Control
- UL Listed Power Adapter
- Ground Stakes and Tension Springs
- Instruction Manual



Image: Overview of all included components for the Christmas tree.

SETUP AND INSTALLATION

The smart outdoor Christmas tree decorations feature tool-less installation and can be set up in approximately 2 minutes. The plug cable length is 9.8ft.

Step-by-Step Assembly:

1. **Assemble the Base:** Unfold the base arms and secure them.
2. **Install the Main Pole:** Connect the pole sections to form the central support.
3. **Attach the Star Topper:** Place the star topper onto the top of the main pole and connect its light string.
4. **Connect Light Strings:** Attach the light strings from the topper to the base arms using the provided hooks and tension springs. Ensure even distribution.
5. **Secure to Ground:** Use the ground stakes to firmly anchor the base to the ground, especially for outdoor use.



Image: Visual guide for the 5-step installation process.

Installation Video Guides:

Your browser does not support the video tag.

Video: Detailed instructions for installing the Smart Lighted Christmas Tree.

Your browser does not support the video tag.

Video: Easy installation guide for the Smart Cone Christmas Tree.

OPERATING INSTRUCTIONS

Smart App Control ('Hello Fairy')

Control your Christmas tree lights via the 'Hello Fairy' Bluetooth app. The app allows for extensive customization and advanced features.

- **DIY Prelit Lighting:** Customize the colors of each individual LED bulb from 16 million colors and warm white options.
- **100+ Preset Modes:** Choose from a variety of pre-programmed lighting effects.
- **Music Mode:** The built-in high-sensitivity microphone allows the lights to react in real-time to music.
- **Dimmable & Color Changing:** Adjust brightness from 1%-100% and select from 16 million vivid colors. Choose flashing, chasing, or alternative effects.
- **Memory Function:** The tree lights retain your last settings.
- **Group Control:** Control up to four sets of waterproof outdoor Christmas trees simultaneously for synchronized displays.
- **Adjustable Top Star Color:** Control the star topper's color independently or sync it with the tree lights using 'Follow Mode'.
- **Timer Function:** Set arbitrary time schedules for the lights to turn on/off via the app.

DIY Your Lights

Customizable for Any Festival



Image: DIY lighting customization via the mobile app.

Group Controlled

Group Several Devices for Stunning Larger Scenes Decorations



Image: Group control feature demonstrating multiple trees synchronized.

Remote Control

A remote control is included for convenient operation, offering basic control over colors, modes, and timer settings (1/2/4/8 hours).



Image: Remote control and app interface for managing tree settings.

Operation Video Guides:

Your browser does not support the video tag.

Video: Demonstration of smart app control, music sync, and timer functions.

Your browser does not support the video tag.

Video: Overview of RGB color changing and smart outdoor tree features.

MAINTENANCE

- **Cleaning:** Wipe the tree and lights with a soft, dry cloth. Do not use harsh chemicals or abrasive cleaners.
- **Storage:** When not in use, disassemble the tree and store all components in their original packaging in a cool, dry place away from direct sunlight.
- **Weather Protection:** The tree is IP44 waterproof, suitable for outdoor use. However, for extreme weather conditions, consider temporary storage to prolong product life.



IP44 Waterproof

Image: The tree is designed with IP44 waterproof rating for outdoor use.

TROUBLESHOOTING

- **Lights Not Turning On:** Ensure the power adapter is securely plugged into a working outlet

and the tree. Check all connections.

- **Remote Control Not Working:** Verify the battery in the remote is functional. Ensure there are no obstructions between the remote and the tree's receiver.
- **App Connectivity Issues:** Make sure Bluetooth is enabled on your smartphone and you are within range of the tree. Restart the app or your phone if necessary.
- **Inconsistent Lighting:** Check all light string connections to the base and topper. Ensure no wires are pinched or damaged.

SPECIFICATIONS

Feature	Detail
Model Number	BMSL16
Item Length	9 Feet
Item Weight	5.33 pounds
Light Source Type	LED
Number of Light Sources	265
Light Color	RGB (16 Million Colors)
Power Source	Corded Electric
Controller Type	App Control (Bluetooth), Remote Control
Indoor/Outdoor Usage	Outdoor
Special Features	Remote Controlled, DIY Lights, Waterproof (IP44), Adjustable, Dimmable, Timer, Lights Direction and Speed Adjustable, Waterfall effects, Animated, Music Sync, Group Control
Material	Plastic
Manufacturer	Shenzhen Hysiry Technology Co., Ltd.

WARRANTY AND SUPPORT


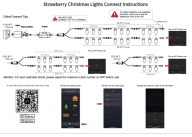




This product comes with a **1-year warranty** from the date of purchase, covering manufacturing defects.

For technical support, troubleshooting assistance, or warranty claims, please contact Avatar Controls

customer service through the retailer's platform or visit the official Avatar Controls website for contact information.

© 2023 Avatar Controls. All rights reserved.

Related Documents - BMSL16

	<p>6FT/8FT Cone Tree Christmas Lights User Manual</p> <p>User manual for the 6FT/8FT Cone Tree Christmas Lights, including installation guidelines, specifications, remote control functions, app connectivity, and FCC statements.</p>
	<p>Strawberry Christmas Lights Connection Guide & App Setup</p> <p>Detailed instructions for connecting and setting up Strawberry Christmas Lights, including best practices, extension tips, and app control for customization. Learn how to configure your smart LED string lights for optimal performance and visual effects.</p>
	<p>AvatarControls Freecube Series Modular Accessories User Manuals</p> <p>Comprehensive user manuals for AvatarControls Freecube series modular accessories, including USB Power Socket, Bluetooth Speaker, LED Sensor Light, and Wireless Charger. Learn about product features, specifications, usage, and troubleshooting.</p>
	<p>Avatar Controls Smart Multi-color LED Strip Light User Manual and App Guide</p> <p>Comprehensive user manual for Avatar Controls Smart Multi-color LED Strip Light, covering installation, operation, remote control, app setup (iOS/Android), and third-party integration with Alexa and Google Home.</p>
	<p>Avatar Controls Smart String Lights User Manual</p> <p>User manual for Avatar Controls Dreamcolor Smart String Lights, Photo Clips String Lights, and TV Backlights. Includes setup, app connection, remote control, and troubleshooting information.</p>
	<p>ICM550-ENC Multi-Functional Timer: Specifications, Wiring, and Operation Guide</p> <p>Comprehensive guide for the ICM550-ENC Multi-Functional Timer by JCM Controls, detailing applications, technical specifications, contact ratings, environmental conditions, mechanical construction, timing functions, status LEDs, replacement compatibility, package contents, safety precautions, terminal block usage, wiring diagram interpretation, time setting, defrost timing, and mode selection. Includes a detailed mode switch selection table.</p>